

W KENNEDY BLVD 2400 2300 2200 2100 2000 1900 1800

100

S ARMENIA AVE S MOODY AVE S HOWARD AVE S WESTLAND AVE S ALBANY AVE S MELVILLE AVE S FREMONT AVE S PACKWOOD AVE S ROME AVE

W CLEVELAND ST

200
300
400
500
600


200
300
400
500
600

W PLATT ST
W AZEELE ST
W HORATIO ST
W DELEON ST
W SWANN AVE





2400 2300 2200 2100 2000 1900

*Your property address must be within boundaries: **W Kennedy Blvd** by the North., but **excluding W Kennedy Blvd**; **W Swann Ave** by the South, but **excluding W Swann Ave**; **S Armenia Ave** to the West, but **excluding S Armenia Ave**; **S Fremont Ave** to the East; the **100 block of S Packwood Ave** or the **600 block of S Rome Ave** to qualify for residential permits

SELMON EXPWY



Courier City/Oscawana Residential Parking

-  Resident Permit Parking Only 6 p.m. to 6 a.m.
-  No Parking Anytime
-  2 Hour Parking
-  Cab Stand - 6 p.m. to 6 a.m.

