



FINISH STRONG

City of
Tampa
Florida

RECOMMENDED BUDGET SUPPLEMENT

FISCAL YEAR 2019

OCTOBER 1, 2018 THROUGH SEPTEMBER 30, 2019

**FINISH
STRONG**

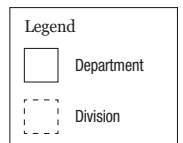
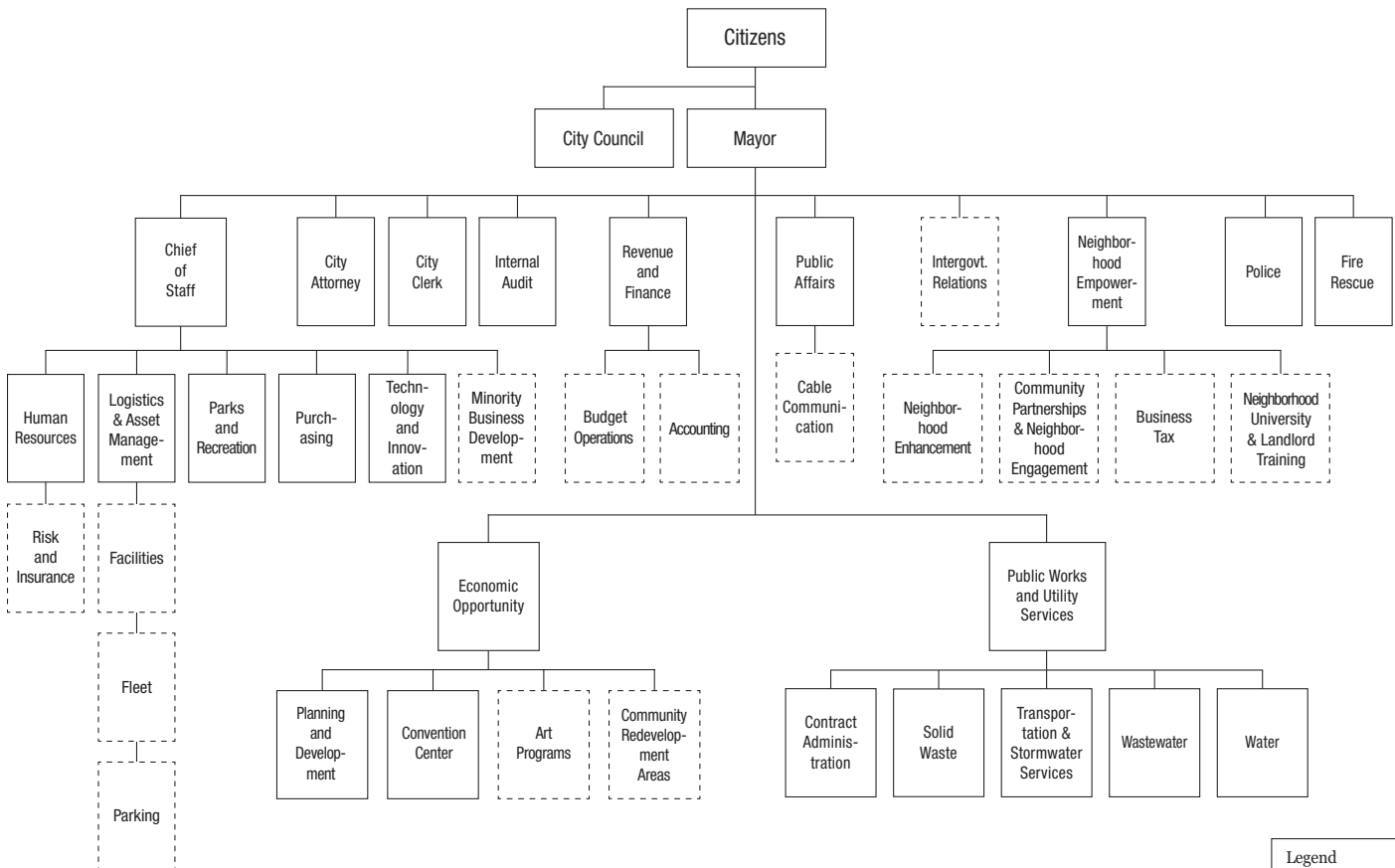


CITY OF TAMPA, FLORIDA



Mayor Bob Buckhorn

ORGANIZATION CHART




TAMPA CITY COUNCIL MEMBERS

Districts One, Two and Three are at-large districts, as they represent all of the City of Tampa. Districts Four, Five, Six and Seven are represented individually.



Mike Suarez
District 1 At-Large



Charlie Miranda
District 2 At-Large



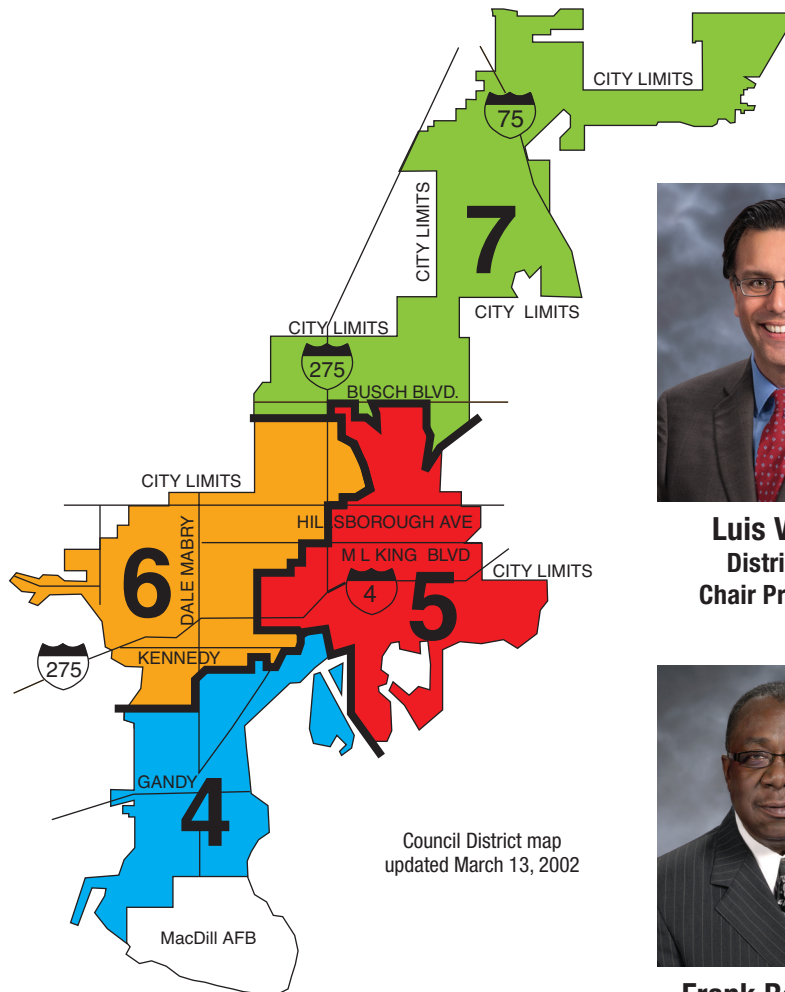
Yvonne Yolie Capin
District 3 At-Large



Guido Maniscalco
District 6



Harry Cohen
District 4



Luis Viera
District 7
Chair Pro-Tem



Frank Reddick
District 5
Chair



GOVERNMENT FINANCE OFFICERS ASSOCIATION

*Distinguished
Budget Presentation
Award*

PRESENTED TO

**City of Tampa
Florida**

For the Fiscal Year Beginning

October 1, 2017

Christopher P. Morill

Executive Director

Government Finance Officers Association of the United States and Canada (GFOA) presented a Distinguished Budget Presentation Award to City of Tampa, Florida, for its Annual Budget for the fiscal year beginning October 1, 2017. In order to receive this award, a governmental unit must publish a budget document that meets program criteria as a policy document, as an operations guide, as a financial plan, and as a communications device.

This award is valid for a period of one year only. We believe our current budget continues to conform to program requirements, and we are submitting it to GFOA to determine its eligibility for another award.

Table of Contents

FY2019 Recommended Budget Supplement

GENERAL FUND

Revenues.....	2
Expenditures.....	10
Expense Detail Report.....	16

REVENUE AND EXPENSE REPORTS ALL OTHER FUNDS

Utilities Services Tax.....	26
Utilities Services Tax Capital Projects - Bond Financed	29
Utilities Services Tax Capital Projects - Pay Go.....	30
FY16 Bank Note_FD_31350.....	32
FY16 Bank Note Stormwater	34
University of Tampa - Plant Hall Capital Projects.....	36
Transportation Grants Capital Projects.....	37
Local Option Gas Tax	38
Local Option Gas Tax Capital Projects	43
Non Ad Valorem Assessment-Downtown	45
Non Ad Valorem Assessment-Westshore	46
Non Ad Bonds CIP Fund, Series 2016.....	47
Stormwater Service Assessment Fund.....	48
Stormwater Capital Projects.....	52
Stormwater Improvement Assessment Cap Fund.....	53
Stormwater Bonds, Series 2018 Capital Projects Fund	55
Tourist Development Tax Capital Projects	57
Community Investment Tax Capital Projects	58
CIT Program 5 FY17 - FY21 Capital Projects	60
CIT Series 2016 Bonds Capital Projects Fund.....	62
Downtown CRA Bank Note - Convention Center	64

IMPACT FEE SPECIAL REVENUE AND CAPITAL PROJECTS FUNDS

Impact Fee - Interbay District Impact Fee Fund	66
Impact Fee - Westshore District Impact Fee Fund.....	67
Impact Fee - Central Bus District Impact Fee Fund	68
Impact Fee - Westshore District Impact Fee – Parks.....	69
Impact Fee - Central East District Impact Fee Fund	70
Impact Fee - North Central District Impact Fee Fund.....	71
Impact Fee - University North District Impact Fee Fund	72
Impact Fee - University North Sidewalk Fund	73
Impact Fee - Interbay Sidewalk Fund	74
Impact Fee - Central East Sidewalk Fund.....	75

IMPACT FEE SPECIAL REV. AND CAPITAL PROJECTS FUNDS (CONT.)

Impact Fee - Westshore Sidewalk Fund.....	76
Impact Fee - North Central Sidewalk Fund	77
Impact Fee - Central Business Sidewalk Fund.....	78
Multi Modal Fee Interbay District.....	79
Multi Modal Fee Westshore District.....	80
Multi Modal Fee Central Bus District	81
Multi Modal Fee Central East District	82
Multi Modal Fee North Central	83
Multi Modal Fee University North	84
Interbay District Transportation Impact Fee Construction Fund	85
Westshore District Transportation Impact Fee	86
Central Business District Transportation Impact Fee	88
Central East District Transportation Impact Fee.....	89
North Central District Transportation Impact Fee	91
University North District Transportation Impact Fee	92
Interbay District sidewalk Impact Fee.....	93
Central East District Sidewalk Impact Fee	94
Westshore District Sidewalk Impact Fee	95
North Central District Sidewalk Impact Fee.....	96
Central Business District Sidewalk Impact Fee	97
International Plaza DRI Fund	98
Westshore Neighborhood DRI Fund	99
Multi Modal CIP Interbay District	100
Multi Modal CIP Westshore District	101
Multi Modal CIP Central Bus District	102
Multi Modal CIP Central East District	103
Multi Modal CIP North Central.....	104
Multi Modal CIP University North	105
Citywide Capital Project Improvements.....	106
Deepwater Horizon Oil Spill Fund	107
Housing Grants Capital Project	108
Parks & Recreation Grants Capital Projects.....	109
Private Donations Capital Projects	110
SWFWMD Grants Capital Projects.....	112

SPECIAL REVENUE FUNDS

Cancer Survivors Plaza Maintenance	114
Cemetery Care	115

SPECIAL REVENUE FUNDS (CONT.)

Conservation Area Special Revenue Fund	116
Development For The Arts Special Revenue Fund	117
Landscape Area Special Revenue Special Revenue Fund	119
Qualified Target Industry (QTI) Special Revenue Fund	120
Tree Trust Special Revenue Fund	121
Construction Services - Operations Special Revenue Fund	122
Construction Services - Enhancement Special Revenue Fund	126
Construction Svcs - Fla Permit Surcharge Special Revenue Fund	128
LETf-Fed Forfeiture-Justice (Law Enforcement Trust Fund)	129
LETf-Fed Forfeiture-Treasury (Law Enforcement Trust Fund)	131
LETf-State Forfeiture (Law Enforcement Trust Fund)	132
Police Civil Penalties	135
Police Safety Contributions & Donations	136

DEBT FUNDS

HUD Section 108-Centro Ybor Loan	140
HUD Section 108-Centro Ybor-Sinking Fund	141
HUD Section 108-Kash & Karry	142
Channel District CRA Bank Loan	143
Community Investment Tax Bond	144
Guaranteed Entitlement Bond	145
Insurance Bond	146
Local Option Gas Tax Bond	147
Occupational License Bond	148
Utilities Services Tax Bond	149
Non Ad Valorem Bond	150
FY16 Bank Note	151
Downtown CRA Bank Note - PNC	152
Stormwater Improvement Assessment Bond	153

GRANT FUNDS

CDBG Grants Fund	156
State Housing Initiatives Partnership (SHIP) Fund	159
Housing Grants Fund	160
Fire Grants Fund	162
Police Grants Fund	164

PARKING ENTERPRISE FUNDS

Parking - Operations Fund	168
Parking - Capital/Construction Fund	174

WASTERWATER ENTERPRISE FUNDS

Wastewater - Operations Fund	176
Wastewater - Capital/Construction Fund	181
Wastewater - Connection Fees Fund	183
Wastewater - Debt Service Fund	185

WATER ENTERPRISE FUNDS

Water - Operations Fund	188
Water - Capital/Construction Fund	194
Water - Capital/2016 State Revolving Fund	195
Water - Revenue Bond Series 2016 – UMS Fund	196
Water - Grants Fund	198
Water - Renewal & Replacement Fund	199
Water - Debt Service Fund	201
Consumer Services Fund	202

SOLID WASTE ENTERPRISE FUNDS

Solid Waste - Operations Fund	206
Solid Waste - Capital/Construction Fund	212
Solid Waste - Debt Service Fund	213
Solid Waste - Debt Reserve Fund	214

GOLF COURSES ENTERPRISE FUNDS

Golf Courses - Operations Fund	216
Golf Courses - Capital/Construction Fund	218

INTERNAL SERVICE FUNDS

Fleet Maintenance - Operations Fund	220
Fleet CIT Program #5 Fund	224
Fleet Maintenance - Capital	225
Insurance Fund	226
Insurance - Workers Compensation Bond Fund	229

CRA TRUST AND AGENCY FUNDS

Community Redevelopment Agency - Central Park Fund.....	232
Community Redevelopment Agency - Channel District Fund	233
Community Redevelopment Agency - Channel District Loan	235
Community Redevelopment Agency - Core Fund.....	236
Community Redevelopment Agency - Non Core Fund	238
Community Redevelopment Agency - Drew Park Fund.....	240
Community Redevelopment Agency - West Tampa Fund	242
Community Redevelopment Agency - East Tampa Fund	243
Community Redev. Agency - Tampa Heights Riverfront Fund.....	245
Community Redevelopment Agency - Ybor Fund	246
Community Redevelopment Agency - Ybor II Fund.....	248
Community Redevelopment Agency - Downtown SPP.....	249

OTHER TRUST AND AGENCY FUNDS

Subdivision Streetlighting Fee Fund	252
Street Car Administration Fund.....	253

SALARY DETAIL – ALL FUNDS..... 256

General Fund

**FINISH
STRONG**



Revenue Report General Fund

FD 01100 - General Fund

	FY16 Actual	FY17 Actual	FY18 Adopted	FY18 Projected	FY19 Recommended
Revenue					
<u>Tax Revenues - Property Taxes</u>					
AC_311100 Property Tax-Current Ad Valorem	\$143,835,811	\$155,161,978	\$180,953,096	\$183,852,062	\$200,322,414
AC_311101 Property Tax-Delinquent	\$458,727	\$270,206	\$500,000	\$100,000	\$125,000
Sub Total	\$144,294,539	\$155,432,184	\$181,453,096	\$183,952,062	\$200,447,414
<u>Tax Revenues - Other Taxes</u>					
AC_314700 U/Tax-Fuel Oil	\$9,498	\$6,055	\$14,500	\$14,500	\$14,500
AC_316000 Business Tax	\$9,816,974	\$9,957,789	\$9,950,000	\$9,985,000	\$9,950,000
AC_316003 Business Tax-Applic Fees	\$18,240	\$16,065	\$25,000	\$15,000	\$25,000
AC_316004 Business Tax-Refunds	(\$1,166)	(\$5,250)	(\$4,500)	(\$811)	\$0
AC_316005 Business Tax-Delinquent Penalties	\$107,695	\$96,181	\$95,000	\$140,000	\$95,000
AC_316006 Business Tax-Handling Fees	\$359,230	\$358,710	\$370,000	\$370,000	\$370,000
AC_319102 Hazardous Waste Facility Tax	\$91,559	\$98,058	\$100,000	\$100,000	\$100,000
Sub Total	\$10,402,029	\$10,527,608	\$10,550,000	\$10,623,689	\$10,554,500
<u>Licenses and Permits</u>					
AC_322000 Building Permits, Fees	\$39,274	\$32,742	\$45,000	\$45,000	\$45,450
AC_322102 Document Fees	\$452,217	\$406,026	\$450,700	\$450,700	\$455,207
AC_322104 Tree Removal Permits	\$283	\$0	\$0	\$0	\$0
AC_322107 Sub Fee-Prelim Plat Review	\$38,173	\$14,834	\$40,000	\$40,000	\$40,400
AC_322108 Sub Fee-Constr Draw Review	\$135,088	\$69,843	\$110,000	\$115,000	\$111,100
AC_322109 Sub Fee-Final Plat Review	\$58,550	\$30,912	\$32,000	\$50,000	\$32,300
AC_322110 Sub Fee-Filing/Reproduction	\$18,668	\$14,398	\$12,000	\$25,000	\$12,200
AC_322111 Sub Fee-Vacating Subdiv Plat	\$5,336	\$4,408	\$4,000	\$5,000	\$4,040
AC_323100 Franchise Fees-Electricity (TECO)	\$32,865,597	\$31,414,082	\$32,200,000	\$31,700,000	\$31,556,000
AC_323400 Franchise Fees-Gas	\$1,223,579	\$1,144,249	\$1,200,000	\$1,200,000	\$1,212,000
AC_323900 Franchise Fees-Other	\$61,434	\$76,197	\$70,000	\$60,000	\$70,700
AC_325300 Non-Ad Valorem District Assessment	\$0	\$273,376	\$1,386,000	\$1,386,000	\$1,386,000
AC_329005 R-O-W Permits	\$0	\$312,445	\$270,000	\$380,000	\$272,700
AC_329006 R-O-W Permits-Vacating	\$14,977	\$22,080	\$40,000	\$25,000	\$40,500
Sub Total	\$34,913,176	\$33,815,591	\$35,859,700	\$35,481,700	\$35,238,597
<u>Intergovernmental Revenues</u>					
AC_331207 Fed-Task Force Ot Payment	\$442,225	\$411,910	\$420,000	\$420,000	\$424,200

Revenue Report General Fund

FD 01100 - General Fund

	FY16 Actual	FY17 Actual	FY18 Adopted	FY18 Projected	FY19 Recommended
AC_334200 State Grant - Public Safety	\$0	\$0	\$1,400,000	\$0	\$0
AC_334211 State-Task Force Ot Payment	\$5,961	\$59,422	\$80,000	\$80,000	\$80,800
AC_334212 Police-Seized Tags	\$14,600	\$11,967	\$22,074	\$22,074	\$22,295
AC_334415 State Funding-Adjustments	\$6,483,330	\$6,442,998	\$6,483,329	\$6,483,329	\$6,442,997
AC_335120 State Revenue Sharing	\$8,844,803	\$9,367,999	\$9,476,000	\$9,700,000	\$10,045,000
AC_335140 Mobile Homes License Tax	\$171,950	\$168,768	\$180,000	\$180,000	\$182,000
AC_335150 Beverage License Fees	\$415,628	\$385,867	\$425,000	\$425,000	\$429,000
AC_335180 Half-Cent Sales Tax	\$30,537,504	\$31,464,010	\$33,372,000	\$32,700,000	\$33,681,000
AC_335210 Firefighters Supplemental Compensation	\$208,415	\$210,919	\$210,000	\$210,000	\$212,100
AC_335490 Motor Fuel Tax Rebate	\$191,351	\$187,941	\$228,000	\$228,000	\$230,280
AC_337202 HillsboroughCty-School Board-SRO	\$1,563,112	\$1,599,083	\$1,596,210	\$1,596,210	\$1,690,728
AC_337404 HillsboroughCounty-Maintenance City Streets	\$10,000	\$10,000	\$10,000	\$10,000	\$10,000
AC_338001 HillsboroughCounty-Occupational License	\$123,634	\$109,416	\$100,000	\$100,000	\$100,000
AC_338004 HillsboroughCounty-Unfunded Pension Liab	\$90,039	\$73,430	\$100,000	\$75,000	\$100,000
AC_338005 HillsboroughCty-Marine Law Enforcement	\$182,000	\$182,000	\$182,000	\$182,000	\$183,820
AC_338006 HillsboroughCounty-9-1-1 User Fee	\$696,700	\$696,700	\$696,700	\$696,700	\$703,667
AC_339001 Payment in Lieu of Taxes-Enterprise(Pilot)	\$12,239,031	\$12,338,203	\$12,611,575	\$13,656,563	\$14,313,556
AC_339002 Payment in Lieu of Franchise Fee (Piloff)	\$17,790,036	\$18,002,803	\$18,292,840	\$18,292,840	\$18,781,753
Sub Total	\$80,010,318	\$81,723,435	\$85,885,728	\$85,057,716	\$87,633,196

Service Charges

AC_341202 Admin Cost Mail & Courier Service	\$43,685	\$43,685	\$43,685	\$43,685	\$81,444
AC_341205 Billings-Water Resources	\$335,000	\$0	\$0	\$0	\$0
AC_341206 Election Filing Fees	\$12,942	\$0	\$0	\$0	\$0
AC_341900 Other General Government Charges and Fees	\$105	\$60	\$3,000	\$3,000	\$0
AC_341901 Easement Release Petitions	\$12,222	\$9,276	\$10,000	\$10,000	\$10,100
AC_341902 City Clerk Fees	\$609	\$729	\$1,000	\$1,000	\$500
AC_341903 Public Records Requests Fees	\$5,337	\$2,756	\$14,200	\$14,200	\$2,100
AC_341905 City Clerk-Application Fees/Wet Zoning	\$32,364	\$31,374	\$40,000	\$40,000	\$32,000
AC_341906 Real Property Search Fees	\$70,965	\$268,389	\$251,875	\$251,875	\$251,875
AC_342100 Service Charge - Law Enforcement Services	\$5,671	\$88	\$12,722	\$12,722	\$12,850
AC_342101 Police-Photostats and Copies	\$36,977	\$33,953	\$42,000	\$42,000	\$42,420
AC_342102 Police-Towing and Storage	\$418,869	\$331,322	\$410,000	\$410,000	\$414,100
AC_342103 Police-Miscellaneous	\$197,631	\$194,100	\$190,000	\$190,000	\$191,900

Revenue Report General Fund

FD 01100 - General Fund

	FY16	FY17	FY18	FY18	FY19
	Actual	Actual	Adopted	Projected	Recommended
AC_342104 Police Burglar Alarms	\$367,560	\$356,560	\$365,000	\$365,000	\$368,650
AC_342107 TPD Services-Hart	\$116,867	\$120,352	\$122,000	\$122,000	\$123,220
AC_342108 Extra Duty officers-TPD Services	\$8,932,958	\$9,177,870	\$9,000,000	\$10,331,155	\$9,090,000
AC_342110 Other-Task Force Ot Payment	\$28,337	\$7,255	\$33,000	\$33,000	\$33,330
AC_342111 TPD Service-Investigation Fees	\$67,034	\$53,600	\$67,034	\$67,034	\$67,705
AC_342113 TPD - Gun Range Fees	\$0	\$6,824	\$40,000	\$40,000	\$40,400
AC_342201 Fire Protection-Aviation Authority	\$3,553,534	\$3,375,909	\$3,710,000	\$3,690,737	\$3,384,844
AC_342202 Fire Protection-Gulfstream/Pebble Creek	\$221,632	\$223,489	\$720,000	\$228,070	\$0
AC_342203 Fire Dept Permits	\$141,227	\$130,365	\$235,000	\$235,000	\$237,350
AC_342205 Annual Assembly Permits	\$11,880	\$10,042	\$15,000	\$15,000	\$15,150
AC_342206 Fire-Miscellaneous	\$189,983	\$150,937	\$237,000	\$237,000	\$239,370
AC_342209 Extra Duty	\$1,143,003	\$1,065,189	\$1,370,000	\$1,370,000	\$1,383,700
AC_342501 Fire-Inspection/Permits	\$544,056	\$517,994	\$500,000	\$500,000	\$505,000
AC_342601 EMS-ADP	\$6,615,379	\$6,436,877	\$7,867,500	\$8,494,557	\$7,946,175
AC_342602 EMS-ADP-Refunds	(\$67,525)	(\$73,682)	(\$78,000)	(\$78,000)	(\$79,462)
AC_342603 EMS Collections	\$0	\$129,281	\$0	\$0	\$0
AC_342604 EMS-Aviation Auth-Paramedics	\$925,326	\$1,068,118	\$901,000	\$901,000	\$1,449,155
AC_342605 EMS MacDill AFB	\$0	\$588,160	\$1,068,295	\$1,068,295	\$1,158,816
AC_342902 Fire False Alarms	\$78,000	\$56,550	\$90,000	\$90,000	\$90,900
AC_342903 Crossing Guard Surcharge	\$53,557	\$49,840	\$45,000	\$45,000	\$45,450
AC_343103 Marina Electrical & Meter Reading	\$10,703	\$11,690	\$10,000	\$10,000	\$10,000
AC_343511 Marina Sewer Charges	\$1,119	\$3,062	\$2,000	\$3,100	\$2,000
AC_343902 Density Test	\$8,010	\$29,235	\$25,000	\$25,000	\$25,000
AC_344508 Municipal Parking Garage	\$158	\$0	\$0	\$0	\$0
AC_345101 Other Fees For Services	\$8,230	\$9,180	\$5,000	\$5,200	\$5,000
AC_345106 Distressed Properties Fees & Inspections	\$250	\$280	\$1,000	\$500	\$400
AC_347200 Service Charge - Parks and Recreation Culture/Recreation	\$278,441	\$274,351	\$260,000	\$260,000	\$260,000
AC_347201 Recreation Center - Reservation Attendant	\$124,027	\$171,798	\$150,000	\$175,000	\$150,000
AC_347202 Fitness & Wellness Ctr-Membership Fees	\$56,170	\$46,488	\$57,000	\$57,000	\$57,000
AC_347204 Specialty Camp	\$176,043	\$243,632	\$210,000	\$210,000	\$210,000
AC_347205 Traditional Camp	\$217,785	\$240,320	\$253,750	\$253,750	\$253,750
AC_347206 Field Trip Fees	\$100,344	\$103,106	\$85,000	\$85,000	\$87,000
AC_347207 POS Sales	\$20,820	\$17,042	\$21,000	\$21,000	\$21,000
AC_347208 Preschool Program Fees	\$29,540	\$31,335	\$35,370	\$35,370	\$35,370

Revenue Report General Fund

FD 01100 - General Fund

	FY16	FY17	FY18	FY18	FY19
	Actual	Actual	Adopted	Projected	Recommended
AC_347209 Specialized Contract Instructor	\$79,456	\$95,192	\$67,500	\$87,500	\$117,500
AC_347210 Athletic Leagues	\$199,768	\$222,650	\$285,000	\$265,000	\$257,000
AC_347212 Craft Center Fees	\$105,467	\$118,085	\$136,800	\$136,800	\$133,800
AC_347213 RecCards	\$217,355	\$229,594	\$235,000	\$235,000	\$235,000
AC_347216 Gymnastics Fee	\$245,281	\$280,665	\$290,000	\$290,000	\$290,000
AC_347217 Special Project Fees	\$5,439	\$4,492	\$6,000	\$6,000	\$6,000
AC_347218 Recreation Club Activities-Special Program	\$20,125	\$20,100	\$20,000	\$20,000	\$20,000
AC_347219 Recreation Club Actvs-Playgrounds &Ctrs	\$20,305	\$9,272	\$20,000	\$20,000	\$0
AC_347220 Open Swim & Lap Swim Fees	\$64,209	\$74,632	\$60,000	\$60,000	\$88,000
AC_347221 Swimming Pool Lane Rental	\$14,114	\$17,578	\$14,000	\$14,000	\$14,000
AC_347222 Ballast Point Concession	\$6,453	\$7,078	\$6,509	\$6,509	\$7,009
AC_347224 Boat Slip Rental-Marjorie Park	\$139,833	\$136,106	\$140,000	\$140,000	\$140,000
AC_347225 Transient Fees-Marjorie Park	\$16,446	\$20,182	\$18,000	\$18,000	\$18,000
AC_347226 Marina Special Events	\$3,642	\$1,998	\$4,500	\$4,500	\$4,500
AC_347229 Tennis Memberships	\$63,130	\$60,095	\$61,000	\$61,000	\$61,000
AC_347230 Aquatic Class Fee	\$41,797	\$77,381	\$40,000	\$40,000	\$40,000
AC_347231 Tennis League Fee	\$25,598	\$11,975	\$25,000	\$13,100	\$15,000
AC_347232 Athletic Field Light Fee	\$4,575	\$4,129	\$6,525	\$6,525	\$6,525
AC_347233 Transient Fees-Tampa Convention Center	\$146,380	\$176,109	\$97,500	\$124,214	\$180,000
AC_347234 Boat Slip Rental-Delinquent Fees	\$140	\$525	\$245	\$545	\$245
AC_347235 Rent-Greco Softball Complex	\$1,800	\$1,800	\$1,800	\$1,800	\$1,800
AC_347236 Facility Reservation	\$98,191	\$79,133	\$280,000	\$252,325	\$280,500
AC_347237 Athletic Court Rent	\$723	\$0	\$1,470	\$1,470	\$0
AC_347238 Lowry Park Zoo Association	\$100	\$100	\$100	\$100	\$100
AC_347239 Athletic Field Rent	\$25,728	\$38,335	\$44,994	\$39,994	\$44,994
AC_347240 After School Program Fee	\$0	\$0	\$0	\$32,905	\$40,000
AC_347241 Parks and Recreation Application Fee	\$14,215	\$17,493	\$16,000	\$16,000	\$17,470
AC_347242 Showmobile Rent	\$4,450	\$3,504	\$3,500	\$5,000	\$3,500
AC_347243 After School All-Stars	\$38,755	\$183,692	\$250,000	\$250,000	\$250,000
AC_347404 Parks-Special Events	\$73,169	\$26,505	\$133,000	\$120,770	\$180,000
AC_347405 Parks-Special Events-Ft Brooke Park	\$10,741	\$2,618	\$5,000	\$6,000	\$5,500
AC_347501 Vendor/Concessionaire Fees	\$10,205	\$11,933	\$10,000	\$10,000	\$10,000
AC_347502 TCC - Food & Beverage Sales	\$5,857,334	\$7,051,458	\$5,500,000	\$5,588,016	\$5,236,000
AC_347503 TCC-Consumer Show	\$858,915	\$361,677	\$597,500	\$560,500	\$824,000

Revenue Report General Fund

FD 01100 - General Fund

	FY16	FY17	FY18	FY18	FY19
	Actual	Actual	Adopted	Projected	Recommended
AC_347504 TCC-Trade Show	\$131,982	\$202,028	\$330,000	\$93,000	\$228,000
AC_347505 TCC-Convention W/Exhibit	\$1,671,255	\$1,504,086	\$1,740,000	\$1,925,000	\$1,780,000
AC_347506 TCC-Convention	\$0	\$28,274	\$0	\$0	\$0
AC_347507 TCC-General Meeting	\$1,114,685	\$613,901	\$807,500	\$506,000	\$404,000
AC_347508 TCC-Food Function	\$4,909	\$5,775	\$29,000	\$12,000	\$0
AC_347509 TCC-Telephone	\$17,233	\$4,886	\$17,000	\$600	\$400
AC_347510 TCC-Temporary Utilities	\$1,541,012	\$1,599,215	\$1,453,330	\$595,000	\$477,000
AC_347511 TCC-Audio/Visual	\$570,173	\$590,464	\$468,750	\$435,000	\$321,000
AC_347512 TCC-Miscellaneous	\$61,281	\$193,384	\$75,000	\$370,000	\$7,800
AC_347513 TCC-Event Personnel	\$8,732	\$4,364	\$11,000	\$10,000	\$2,000
AC_347514 TCC-In-House Labor (General)	\$93,369	\$73,151	\$80,000	\$100,000	\$90,000
AC_347515 TCC-Equipment Rental	\$49,067	\$47,544	\$53,000	\$50,000	\$50,000
AC_347517 TCC-Docking Fee Commission	\$3,121	\$11,372	\$7,500	\$15,000	\$7,000
AC_347518 TCC-Emt/Fire Marshal Services	\$170,680	\$173,778	\$125,000	\$110,000	\$150,000
AC_347520 TCC-Finance Charge	\$0	\$0	\$1,000	\$2,000	\$200
AC_347521 TCC-Booth Cleaning	\$172,363	\$0	\$150,000	\$0	\$0
AC_347522 TCC-Internet Sales	\$366,895	\$519,780	\$375,000	\$487,000	\$424,000
AC_347523 Center/Equipment Rental	\$28	\$2	\$10,500	\$10,500	\$0
AC_347524 Recreation-Miscellaneous	\$9,133	\$6,107	\$1,500	\$4,500	\$1,500
AC_347525 Parks-Picnic Shelter Reservations	\$363,181	\$372,376	\$372,500	\$372,500	\$372,500
AC_347529 TCC - Business Center Services	\$26,133	\$25,867	\$25,000	\$27,500	\$28,000
AC_347530 TCC - Sports Event	\$0	\$600,015	\$0	\$253,000	\$552,000
AC_347531 TCC - Sail Pavilion	\$0	\$2,517,634	\$1,000,000	\$2,681,250	\$2,224,000
AC_347532 TCC - Big Rays	\$0	\$0	\$800,000	\$0	\$556,000
AC_347533 TCC-Event Rebates	\$0	\$0	\$0	\$0	\$200,000
AC_347901 Marjorie Park Marina-Gas	\$373,114	\$460,025	\$380,000	\$380,000	\$440,000
AC_347902 Marjorie Park Marina-Oil	\$1,263	\$883	\$1,062	\$1,062	\$1,062
AC_349001 Work For Enterprise Departments	\$474,738	\$0	\$0	\$0	\$0
AC_349002 Reimb From Interdept Billing	\$415	\$206	\$400	\$400	\$0
AC_349006 Semi-Annual Ab	\$25,100	\$14,518	\$15,000	\$15,000	\$15,150
AC_349007 Rezoning Fees	\$247,191	\$190,918	\$230,000	\$230,000	\$232,300
AC_349008 Zoning-Miscellaneous Fees	\$53,712	\$97,688	\$120,000	\$62,000	\$121,200
AC_349009 Board of Adjustment Fees	\$43,240	\$53,466	\$50,000	\$50,000	\$50,500
AC_349010 Zoning Certification Letter Fees	\$11,248	\$11,286	\$10,100	\$10,100	\$10,210

Revenue Report General Fund

FD 01100 - General Fund

	FY16 Actual	FY17 Actual	FY18 Adopted	FY18 Projected	FY19 Recommended
AC_349011 Develop-Reg Impact Appl Fees	\$2,533	\$72,306	\$40,000	\$40,000	\$40,400
AC_349012 Devlmt-Reg Impact App Fees-Sustainable	\$1,984	\$59	\$2,000	\$2,000	\$2,020
AC_349013 Administrative Variance	\$9,195	\$9,160	\$8,000	\$8,000	\$8,080
AC_349014 Zoning Interpretation Letter	\$33,782	\$36,380	\$38,500	\$38,500	\$38,885
AC_349015 Dog Friendly Restaurant Permit	\$80	\$0	\$0	\$200	\$0
AC_349016 Special Use Fees	\$174,356	\$147,031	\$172,500	\$150,000	\$174,225
AC_349017 Encroachment Fees	\$10,701	\$11,750	\$10,000	\$15,000	\$10,100
AC_349018 Address Change Fees	\$1,593	\$1,782	\$1,500	\$1,500	\$1,550
AC_349019 Zoning-Minor Text Amendment	\$19,366	\$23,660	\$20,000	\$20,000	\$20,200
AC_349021 Address Assignment Fee	\$36,352	\$27,904	\$25,000	\$25,000	\$25,250
AC_349022 Request For Substantial Deviation Determ	\$12,620	\$15,710	\$15,000	\$15,000	\$15,150
AC_349023 Vendor Permits	\$270	\$351	\$300	\$300	\$330
AC_349025 Foreclosure Rgstry Applic Fee	\$138,805	\$93,150	\$150,000	\$95,000	\$94,000
AC_349026 Foreclosure Rgstry Process Fee	\$12,100	\$8,120	\$15,000	\$8,200	\$8,000
Sub Total	\$41,599,650	\$45,265,222	\$46,055,316	\$47,574,935	\$45,967,017
<u>Fines and Forfeits</u>					
AC_351101 Civil Penalties	\$711,794	\$711,212	\$750,000	\$750,000	\$750,000
AC_351102 Traffic Safety Improvements	\$4,494,039	\$4,985,009	\$4,500,000	\$4,800,000	\$4,500,000
AC_351202 Police-Auctioned Vehicles	\$46,729	\$54,598	\$50,000	\$50,000	\$50,000
AC_351301 Police-Training Funds From The State	\$117,992	\$123,627	\$133,000	\$133,000	\$133,000
AC_351302 Red Light Camera Hearing Fees	\$11,200	\$56,444	\$25,000	\$25,000	\$25,000
AC_354003 Structure Liens-Hard Cost	\$210,987	\$218,051	\$220,000	\$255,000	\$230,000
AC_354004 Structure Abatement-Recording Cost	\$3,769	\$4,067	\$5,000	\$4,500	\$5,000
AC_354005 Property Maint Abatement-Recording Cost	\$480	\$1,060	\$1,000	\$1,300	\$1,000
AC_354006 Property Maintenance Liens-Hard Cost	\$52,690	\$64,575	\$85,000	\$90,000	\$85,000
AC_354007 Civil Citations	\$64,489	\$77,398	\$70,000	\$110,000	\$85,000
AC_354008 Open Container Violations	\$14,900	\$35,377	\$30,000	\$40,000	\$30,000
AC_354010 Municipal Code Enforcement Board Fines	\$581,943	\$631,876	\$800,000	\$800,000	\$800,000
AC_359001 Fire Education & Training	\$7,114	\$6,814	\$10,000	\$10,000	\$10,000
AC_359003 Police Vice-Fines	\$29	\$0	\$0	\$0	\$0
AC_359004 Police-Dept of Corr-Fines	\$2,236	\$135	\$500	\$500	\$500
AC_359005 Police-Civil Penalty-Drugs/Prostitution	\$250	\$0	\$0	\$0	\$0
Sub Total	\$6,320,641	\$6,970,243	\$6,679,500	\$7,069,300	\$6,704,500

Revenue Report General Fund

FD 01100 - General Fund

	FY16 Actual	FY17 Actual	FY18 Adopted	FY18 Projected	FY19 Recommended
<u>Miscellaneous Revenue</u>					
AC_361099 Amortization Premium Discount Investments	\$3,494	\$51,389	\$50,000	\$50,000	\$50,000
AC_361101 Int Earng-Pooled Cash	\$323,472	\$587,370	\$400,125	\$550,125	\$400,125
AC_361102 Int Earnings	\$409	\$1,680	\$2,000	\$2,000	\$2,000
AC_361103 Int Earnings-1st Union	\$37,879	\$59,580	\$100,000	\$100,007	\$100,000
AC_361200 Dividends Interest and Other Earnings	\$791	\$42	\$100	\$100	\$100
AC_361301 Int On Taxes	\$13,457	\$14,684	\$20,000	\$30,000	\$20,000
AC_361302 Unrealized Gain Or Loss (Per Fund)	(\$116,196)	(\$275,598)	\$0	\$0	\$0
AC_361303 Penalties & Interest	\$0	\$3,740	\$5,000	\$5,000	\$5,000
AC_362000 Rents and Royalties Rents and Royalties Rents and Royalties	\$68,691	\$78,995	\$78,995	\$78,955	\$78,995
AC_362001 MacDill AFB Pipeline Lease	\$1,800	\$1,800	\$1,800	\$1,800	\$1,800
AC_362002 Foreign Trade Zone Fees-Rental	\$32,600	\$46,425	\$42,675	\$42,675	\$42,675
AC_362003 Franklin Street Mall-Rent	\$5,385	\$5,844	\$6,500	\$4,500	\$6,000
AC_362004 Lease-Amtrak	\$11,214	\$10,676	\$11,000	\$11,000	\$11,000
AC_362005 Rent-Land/Building Facilities	\$10,654	\$1,698	\$11,900	\$13,000	\$11,900
AC_362006 Rent-Miscellaneous	\$8,109	\$13,370	\$15,000	\$15,865	\$15,000
AC_362009 Lease-De La Vergne & Co	\$10,845	\$11,170	\$11,000	\$11,000	\$11,000
AC_362010 Lease-Comm Tower Agrmnts	\$211,437	\$236,541	\$220,000	\$220,000	\$220,000
AC_362011 Lease-Comm Towers-Clear Wireless	\$0	\$45,855	\$40,000	\$40,000	\$40,000
AC_362012 Lease-Marina Club of Tampa	\$10,314	\$5,280	\$5,200	\$5,200	\$5,200
AC_362013 Rent-Bayfront Condo Assn, Inc(Marina)	\$7,261	\$9,880	\$7,500	\$7,500	\$7,500
AC_362014 Rent-Tampa Pipeline Corp	\$11,000	\$5,500	\$0	\$0	\$0
AC_362016 Rent-Ncnb Tower Assoc Ltd	\$6,770	\$6,770	\$7,000	\$7,000	\$7,000
AC_362017 Lease-Wiring-At&T Wireless	\$273,625	\$234,000	\$275,000	\$275,000	\$275,000
AC_362021 Lease - Curtis Hixon Park Retail	\$0	\$0	\$0	\$26,000	\$25,716
AC_364400 Sale of City Property	\$533,515	\$310,343	\$559,400	\$561,700	\$429,700
AC_365000 Sale of Surplus Materials and Scrap Sales	\$0	\$39	\$100	\$100	\$100
AC_365001 Scrap Metal Sales	\$8,567	\$15,906	\$3,700	\$8,029	\$4,200
AC_366000 Contributions and Donations From Private Sources	\$2,600	\$10,000	\$58,100	\$52,100	\$58,000
AC_366005 Contributions Private Sources	\$5,385	\$5,385	\$0	\$14,240	\$0
AC_369901 Comm-Sales Tax	\$886	\$867	\$850	\$850	\$850
AC_369900 Other Miscellaneous Revenues	\$332,991	\$421,697	\$2,542,068	\$617,379	\$2,756,384
AC_369912 UAD-Misc For General Fund	\$58,145	\$39,421	\$55,000	\$55,000	\$55,000
AC_369920 Refunds and Reimbursements	\$15,415	\$17,507	\$19,900	\$19,871	\$20,000

Revenue Report General Fund

FD 01100 - General Fund

	FY16 Actual	FY17 Actual	FY18 Adopted	FY18 Projected	FY19 Recommended
AC_369925 Dues Deduction Service Charges	\$13,077	\$13,022	\$13,750	\$13,750	\$13,750
AC_369926 Copy Machine-Income	\$5,351	\$2,796	\$4,725	\$5,100	\$1,800
AC_369927 Bad Check Administration Charge	\$499	\$561	\$2,000	\$2,000	\$2,100
AC_369928 Litigation Settlements	\$6,417	\$0	\$8,000	\$8,000	\$0
AC_369930 Rebates	\$272,840	\$298,711	\$300,000	\$300,000	\$300,000
AC_369933 Bad Debt Collections	\$6,677	\$4,058	\$3,200	\$3,200	\$3,200
AC_369934 Miscellaneous Revenues	\$191,432	\$601,254	\$559,850	\$447,259	\$216,500
AC_369935 Admin Garnishment Fees	\$15,962	\$13,988	\$20,000	\$13,568	\$20,000
AC_369990 Misc Unapplied Revenue	(\$1,180)	\$0	\$0	\$10,407	\$0
Sub Total	\$2,401,590	\$2,912,246	\$5,461,438	\$3,629,280	\$5,217,595
<u>Transfer From</u>					
AC_381000 Inter-Fund Group Transfers in Non-Operating	\$0	\$500,000	\$0	\$0	\$0
AC_381101 Transfer From Utilities Services Tax Fund	\$36,600,000	\$29,975,454	\$23,299,980	\$23,314,980	\$19,767,712
AC_381104 Transfer From Construction Services to Planning & Development	\$109,548	\$122,990	\$111,334	\$294,988	\$355,337
AC_381105 Transfer From CSD Customer Service Enhancement Fund	\$111,528	\$117,485	\$165,654	\$115,076	\$115,076
AC_381107 Transfer From Stormwater Special Revenue Fund	\$206,723	\$0	\$0	\$0	\$0
AC_381132 Transfer From LEFT State Forfeiture	\$300,000	\$300,000	\$300,000	\$300,000	\$300,000
AC_381133 Transfer from Police Civil Penalties Fund	\$300,000	\$247,943	\$100,000	\$100,000	\$100,000
AC_381414 Transfer From Solid Waste Operations	\$0	\$7,600,000	\$0	\$0	\$0
AC_381618 Transfer from CRA Central Park	\$0	\$0	\$0	\$0	\$4,900
AC_381619 Transfer From CRA Channel District	\$138,300	\$126,400	\$129,000	\$129,000	\$139,000
AC_381621 Transfer From CRA Core	\$138,300	\$126,400	\$129,000	\$129,000	\$139,000
AC_381623 Transfer from CRA Drew Park	\$147,200	\$148,500	\$65,200	\$65,200	\$74,200
AC_381624 Transfer From CRA East Tampa	\$532,139	\$550,539	\$554,800	\$600,100	\$625,730
AC_381625 Transfer From CRA Tampa Heights Riverfront	\$17,600	\$15,500	\$30,900	\$30,900	\$24,800
AC_381626 Transfer From CRA Ybor	\$306,207	\$298,207	\$313,507	\$313,507	\$330,807
AC_381627 Transfer From CRA Ybor II	\$25,918	\$22,900	\$24,100	\$24,100	\$25,300
AC_381628 Transfer from CRA West Tampa	\$0	\$0	\$78,300	\$78,300	\$88,900
Sub Total	\$38,933,463	\$40,152,318	\$25,301,775	\$25,495,151	\$22,090,762
Total Revenue	\$358,875,406	\$376,798,848	\$397,246,553	\$398,883,833	\$413,853,581

Expense Report General Fund

FD 01100 - General Fund

	FY16 Actual	FY17 Actual	FY18 Adopted	FY18 Projected	FY19 Recommended
<u>Expense</u>					
<u>Personal Services</u>					
AC_510000 Personnel Services	\$0	\$0	\$35,000	\$15,000	\$0
AC_512000 Regular Salaries and Wages	\$68,223,875	\$71,230,964	\$92,595,247	\$76,590,212	\$95,067,384
AC_512001 Sworn/Uniform Salaries	\$102,725,079	\$106,517,364	\$129,677,608	\$114,283,028	\$136,296,459
AC_512002 Terminal Leave	\$2,245,346	\$3,107,088	\$1,508,285	\$1,803,849	\$2,000,000
AC_512003 Longevity Awards	\$2,097,194	\$1,947,936	\$2,098,250	\$2,102,642	\$2,098,250
AC_512004 Out of Grade Pay	\$596,019	\$644,299	\$0	\$614,904	\$0
AC_512005 Holiday Pay	\$7,409,975	\$7,644,666	\$2,800,000	\$8,021,547	\$2,800,000
AC_512006 Floating Holiday	\$723,291	\$775,685	\$0	\$602,279	\$0
AC_512007 Super Comp	\$137,772	\$148,816	\$0	\$168,955	\$0
AC_512008 Staff Alloc to Oth Grants	(841,021)	(1,030,096)	(960,109)	(2,417,448)	(2,817,000)
AC_512031 Reserve for Vacancies	\$0	\$0	(8,196,883)	\$0	(8,233,361)
AC_513000 Other Salaries and Wages	\$8,487,317	\$8,963,946	\$8,877,632	\$9,878,924	\$9,050,082
AC_514000 Overtime	\$4,773,381	\$6,925,278	\$5,539,279	\$6,106,674	\$5,080,500
AC_515000 Special Pay	\$780,655	\$960,772	\$1,172,571	\$970,071	\$928,745
AC_515001 Incentive	\$2,097,516	\$2,331,790	\$2,781,192	\$2,453,316	\$2,975,960
AC_515002 EMT/ALS Pay	\$1,583,770	\$1,622,843	\$1,522,620	\$1,689,750	\$1,543,440
AC_515003 Sick & Annual Leave Accrual	\$0	\$0	\$0	\$0	\$0
AC_516000 Compensated Annual Leave	\$10,588,574	\$10,978,714	\$0	\$8,621,527	\$0
AC_517000 Compensated Sick Leave	\$6,372,248	\$6,832,035	\$0	\$9,586,089	\$0
AC_518000 Compensated Compensatory Leave	(1,482)	(907)	\$0	\$0	\$0
AC_521000 FICA Taxes	\$4,758,701	\$4,971,488	\$5,850,411	\$5,370,270	\$6,052,852
AC_521001 1.45% Medicare Match	\$3,005,399	\$3,171,107	\$3,284,548	\$3,469,056	\$3,410,783
AC_522000 Retirement Contributions	\$7,497,434	\$10,267,453	\$10,675,917	\$10,960,561	\$10,786,936
AC_522001 F&P-Retirement Contributions	\$18,182,410	\$18,968,754	\$16,574,581	\$17,780,945	\$16,338,862
AC_522003 F&P-Retirement Contrib-State of Fla	\$6,483,330	\$6,442,998	\$6,483,329	\$6,242,090	\$6,442,997
AC_523000 Life Insurance	\$470,592	\$485,638	\$456,952	\$464,745	\$476,118
AC_523001 Accidental D&D Insurance	\$112,074	\$115,651	\$108,762	\$109,832	\$113,362
AC_523002 Employee Health Insurance	\$30,199,102	\$31,181,182	\$34,359,952	\$34,058,644	\$33,965,125
AC_523003 Long-Term Disability Insurance	\$147,880	\$153,132	\$206,644	\$187,362	\$215,261
AC_524000 Workers Compensation child	\$7,223,139	\$6,801,679	\$7,057,366	\$7,052,001	\$6,652,279
AC_525000 Unemployment Compensation	\$69,843	\$69,834	\$203,868	\$151,545	\$211,704
Sub Total	\$296,149,411	\$312,230,108	\$324,713,022	\$326,938,370	\$331,456,738

Expense Report General Fund

FD 01100 - General Fund

	FY16 Actual	FY17 Actual	FY18 Adopted	FY18 Projected	FY19 Recommended
<u>Contractual Services</u>					
AC_531000 Professional Services	\$322,032	\$472,400	\$184,500	\$194,370	\$50,000
AC_531001 Employee Training Cost-Professional Services	\$506,831	\$485,061	\$665,339	\$602,602	\$650,271
AC_531002 Other-Professional Services	\$970,128	\$1,287,143	\$1,615,123	\$1,660,112	\$1,802,252
AC_531003 Employee Med-Professional Services	\$142,393	\$166,682	\$201,956	\$179,097	\$302,348
AC_532000 Accounting and Auditing	\$71,924	\$114,240	\$120,000	\$120,000	\$120,000
AC_533000 Court Reporter Services	\$305	\$0	\$100	\$100	\$100
AC_534000 Other Services	\$13,785,340	\$12,535,802	\$11,806,778	\$12,187,638	\$14,181,084
AC_534001 Actuarial Services	\$0	\$21,740	\$0	\$110	\$0
AC_534002 Pension Confirmation Services	\$0	\$2,625	\$0	\$0	\$0
AC_534006 Laundry-Contractual Services	\$17,568	\$19,876	\$30,746	\$30,700	\$20,388
AC_534007 Other-Contractual Services	\$1,401,858	\$4,186,918	\$5,583,700	\$5,962,952	\$6,932,846
AC_534008 Temp Personnel-Contractual Services	\$918,163	\$1,102,931	\$3,335,991	\$3,402,473	\$3,080,861
AC_534009 Computers-Contractual Services	\$839,371	\$849,808	\$879,744	\$880,984	\$1,015,689
Sub Total	\$18,975,912	\$21,245,228	\$24,423,977	\$25,221,138	\$28,155,839
<u>Other Services and Charges</u>					
AC_545001 Interdept-Premium Costs-Insurance	\$5,871,255	\$5,746,012	\$5,696,025	\$5,707,994	\$5,581,846
AC_540000 Travel and Per Diem	\$212,143	\$197,958	\$261,286	\$229,357	\$206,241
AC_540001 Motor Pool Rental	\$5,315,845	\$6,564,567	\$4,731,056	\$6,063,469	\$4,731,056
AC_540002 Employees Auto Allowance	\$33,450	\$29,694	\$18,331	\$24,179	\$18,131
AC_540003 Special Contingency	\$37,021	\$56,604	\$108,336	\$87,879	\$103,236
AC_541000 Comm Svcs - Fiber Optics and VoIP	\$1,331,202	\$1,453,205	\$1,285,046	\$1,291,840	\$1,403,256
AC_541001 Freight & Moving-Transportation	\$323,661	\$247,988	\$314,900	\$242,034	\$315,900
AC_541002 Postage-Inside-Transportation	(2,727)	(3,465)	\$4,420	\$3,920	\$4,220
AC_541003 Postage-Outside-Transportation	\$210,656	\$199,097	\$271,721	\$257,498	\$247,625
AC_541004 Postage-Indirect Costs-Transportation	\$336	\$320	\$320	\$320	\$2,923
AC_541010 Comm Svcs - Cellular Charges	\$991,264	\$1,062,334	\$973,405	\$1,051,035	\$1,021,451
AC_542000 Freight & Postage Services	\$517	\$151	\$500	\$600	\$100
AC_543000 Utility Services	\$4,570	\$0	\$0	\$0	\$0
AC_543001 City-Utility Services	\$3,200,651	\$3,323,088	\$3,131,107	\$3,497,783	\$3,781,107
AC_543002 Electric-Utility Services	\$4,062,129	\$4,109,897	\$4,528,399	\$4,321,489	\$4,528,399
AC_543003 McKay Bay-Utility Services	\$197,799	\$257,403	\$177,696	\$223,133	\$177,696

Expense Report General Fund

FD 01100 - General Fund

	FY16 Actual	FY17 Actual	FY18 Adopted	FY18 Projected	FY19 Recommended
AC_543004 Landfill-Utility Services	\$0	\$0	\$1,000	\$1,000	\$1,000
AC_543005 Other-Utility Services	\$167,426	\$209,271	\$195,218	\$224,949	\$195,218
AC_544000 Rentals and Leases	\$2,110,383	\$2,367,411	\$2,381,584	\$2,505,738	\$2,565,079
AC_544001 Rent-Convention Center	\$0	\$402	\$1,200	\$0	\$1,200
AC_544002 Lease-Land-Noncapital	\$8,100	\$8,100	\$100,000	\$70,000	\$0
AC_544003 Computers-Lease/Rental-Noncapital	\$177,806	\$208,069	\$180,970	\$173,470	\$181,600
AC_546000 Repair and Maintenance Services	\$5,250,257	\$5,388,136	\$6,583,560	\$6,248,919	\$7,064,635
AC_546001 Copier Maintenance	\$132,133	\$109,681	\$96,355	\$146,674	\$108,197
AC_546002 Computers-Repair and Maintenance	\$3,189,867	\$4,180,665	\$5,580,384	\$5,392,070	\$6,046,351
AC_547000 Printing and Binding	\$33,380	\$44,130	\$40,850	\$64,660	\$48,150
AC_547002 Copy Services	\$36,282	\$17,547	\$44,545	\$27,691	\$48,333
AC_548000 Promotional Activities	\$56,808	\$99,297	\$94,479	\$97,177	\$81,281
AC_548001 Advertising	\$94,501	\$81,859	\$64,799	\$61,186	\$54,025
AC_548002 Client Marketing	\$529	\$24	\$0	\$100	\$0
AC_549002 Licenses, Fees & Fines	\$290,728	\$322,074	\$313,958	\$317,129	\$317,250
AC_549007 Rehab Loans & Grants	\$54	\$0	\$0	\$14,240	\$0
AC_549001 Bad Debt Expense	\$18,448	\$33,464	\$14,000	\$14,000	\$14,000
AC_549033 Stormwater Hardship Payments	\$0	\$2,855	\$35,000	\$35,000	\$35,000
AC_549026 Oracle Bad Debt Expense	\$0	\$630,761	\$0	\$0	\$0
AC_549095 Cost Allocation - General Fund Contra	(24,851,503)	(25,745,840)	(27,092,178)	(27,092,178)	(26,819,997)
Sub Total	\$8,504,970	\$11,202,757	\$10,138,272	\$11,304,355	\$12,064,509
<u>Supplies-Materials and Minor Equipment</u>					
AC_551000 Office Supplies	\$604,756	\$428,100	\$494,158	\$464,977	\$439,217
AC_552000 Operating Supplies	\$28,812	\$24,659	\$21,900	\$21,834	\$28,900
AC_552001 Fuels & Lubricants	\$2,899,934	\$3,242,178	\$3,511,850	\$3,604,475	\$3,571,850
AC_552002 Chemicals - Outside Vendors	\$323,858	\$210,881	\$298,850	\$240,250	\$303,750
AC_552003 Uniforms	\$1,032,868	\$950,006	\$1,254,400	\$1,325,870	\$1,010,527
AC_552004 Other-Supplies & Materials	\$2,811,551	\$3,117,005	\$3,567,203	\$3,384,182	\$3,404,208
AC_552005 Tools & Minor Equip	\$619,352	\$540,414	\$470,704	\$506,135	\$704,831
AC_552006 Employee Allowance	\$149,872	\$160,787	\$152,851	\$157,588	\$153,151
AC_552007 Computers - Bulk Purchases Hardware/Software	\$419,346	\$482,222	\$557,821	\$500,475	\$731,290
AC_552009 Chemicals & Drugs-Inventory	\$0	\$0	\$2,010	\$2,010	\$10
AC_552010 Other-Inventory	\$395,052	\$358,569	\$460,140	\$466,208	\$436,750

Expense Report General Fund

FD 01100 - General Fund

	FY16 Actual	FY17 Actual	FY18 Adopted	FY18 Projected	FY19 Recommended
AC_552011 Tools, Med & Minor Equip-Inventory	\$506,631	\$643,445	\$549,602	\$549,554	\$549,602
AC_552012 Inventory Issue Contra-Expense	\$3,935	\$0	\$0	\$58	\$0
AC_552013 Central Inventory Warehouse Purchases	\$16,587	\$46,623	\$50	(10,137)	\$50
AC_554000 Books, Publications, Subscriptions, and Memberships	\$111,276	\$145,182	\$104,100	\$176,150	\$106,385
AC_554001 Dues & Subscriptions	\$179,693	\$173,851	\$212,784	\$148,427	\$223,126
AC_555000 Training	\$2,100	\$940	\$1,000	\$2,200	\$2,500
AC_552014 Inventory Adjustment	(6,500)	(25,035)	\$0	(9,320)	\$0
AC_552997 Oracle Expense Clearing	\$0	\$884	\$0	\$0	\$0
AC_552999 Oracle NULL Warehouse Entries	\$0	\$0	\$0	(2)	\$0
Sub Total	\$10,099,124	\$10,500,711	\$11,659,423	\$11,530,934	\$11,666,147
<u>Capital</u>					
AC_549024 Overhead Allocation	(10,741)	(510)	\$0	\$0	\$0
AC_563001 Improv Other Than Bldgs	\$48,050	\$628	\$0	\$0	\$0
AC_563004 Computers Bulk Purchases Hardware Software	\$234,423	\$0	\$187,000	\$187,000	\$200,000
AC_563005 Bulk Purchases	\$106,462	\$0	\$0	\$0	\$0
AC_564000 Machinery and Equipment	\$674,631	\$330,676	\$710,000	\$735,205	\$1,506,706
AC_564001 Transp Equip	\$79,682	\$122,886	\$0	\$66,000	\$0
AC_564002 Furniture & Fixtures	\$0	\$2,601	\$0	\$8,616	\$0
AC_564004 Computers - Hardware/Software	\$100,683	\$286,928	\$409,814	\$515,007	\$275,451
Sub Total	\$1,233,190	\$743,208	\$1,306,814	\$1,511,828	\$1,982,157
<u>Debt Services Related</u>					
AC_571001 Principal Lease Purchase	\$331,158	\$296,730	\$295,711	\$302,461	\$397,922
AC_572002 Interest-Other Than Bonds	\$218,742	\$102,708	\$22,290	\$22,290	\$2,068
Sub Total	\$549,900	\$399,438	\$318,001	\$324,751	\$399,990
<u>Aids and Grants</u>					
AC_581000 Aids to Government Agencies	\$102,100	\$292,100	\$293,250	\$293,250	\$93,250
AC_581001 Govt-Grants & Aids-CRA	\$12,023,152	\$0	\$0	\$0	\$0
AC_581500 Downtown Core CRA TIF Contribution	\$0	\$2,500,665	\$3,289,492	\$3,289,492	\$3,778,299
AC_581501 Downtown Non-Core CRA TIF Contribution	\$0	\$6,696,050	\$8,103,270	\$8,103,270	\$9,474,432
AC_581502 YBOR I CRA TIF Contribution	\$0	\$827,819	\$983,572	\$983,572	\$1,155,222
AC_581503 YBOR II CRA TIF Contribution	\$0	\$127,092	\$187,255	\$187,255	\$280,567
AC_581504 Drew Park CRA TIF Contribution	\$0	\$392,105	\$543,051	\$543,051	\$694,064
AC_581505 East Tampa CRA TIF Contribution	\$0	\$630,946	\$1,054,957	\$1,054,957	\$1,637,457

Expense Report General Fund

FD 01100 - General Fund

	FY16 Actual	FY17 Actual	FY18 Adopted	FY18 Projected	FY19 Recommended
AC_581506 Channelside CRA TIF Contribution	\$0	\$2,448,452	\$3,074,599	\$3,074,599	\$3,588,993
AC_581507 Tampa Heights Riverfront CRA TIF Contribution	\$0	\$43,572	\$66,936	\$66,936	\$150,942
AC_581508 Central Park CRA TIF Contribution	\$0	\$39,493	\$105,463	\$105,463	\$50,764
AC_581509 West Tampa CRA TIF Contribution	\$0	\$227,106	\$516,719	\$516,719	\$1,029,096
AC_582000 Aids to Private Organizations	\$27,700	\$43,200	\$51,000	\$51,000	\$51,000
AC_582500 Tampa Hillsborough Protocol Office Contribution	\$40,000	\$20,935	\$36,000	\$36,000	\$36,000
AC_582501 Tampa Hillsborough Economic Development Contribution	\$538,000	\$538,000	\$538,000	\$538,000	\$538,000
AC_582502 Film Commission Contribution	\$65,000	\$65,000	\$58,500	\$58,500	\$58,500
AC_582503 Tampa Bay Partnership Contribution	\$50,000	\$0	\$0	\$0	\$0
AC_582504 Boys and Girls Club Contribution	\$21,960	\$22,575	\$25,344	\$25,344	\$25,344
AC_582505 Hillsborough County Small Business Contribution	\$86,400	\$93,500	\$84,150	\$84,150	\$84,150
AC_582506 NAACP Empowerment Center Contribution	\$8,000	\$8,000	\$7,200	\$7,200	\$7,200
AC_582507 YBOR Chamber of Commerce Contribution	\$12,800	\$12,800	\$11,520	\$11,520	\$11,520
AC_582508 Homeless Coalition Contribution	\$150,000	\$150,000	\$150,000	\$150,000	\$150,000
AC_582509 Mendez Drug Prevention Program Contribution	\$24,999	\$24,999	\$22,499	\$22,499	\$22,499
AC_582510 Humane Society Contribution	\$12,800	\$12,800	\$11,520	\$11,520	\$11,520
AC_582511 100 Youth Leadership Program Contribution	\$94,720	\$94,720	\$85,248	\$85,248	\$85,248
AC_582512 Tampa Theatre Contribution	\$72,900	\$72,900	\$65,610	\$65,610	\$65,610
AC_582513 Tampa Museum of Art Contribution	\$729,000	\$729,000	\$656,100	\$656,100	\$656,100
AC_582514 Lowry Park Zoo Contribution	\$324,000	\$324,000	\$291,600	\$291,600	\$291,600
AC_582515 Plant Museum Contribution	\$69,225	\$69,225	\$62,302	\$62,302	\$62,302
AC_582516 Tampa Bay History Center Contribution	\$72,000	\$72,000	\$64,800	\$64,800	\$64,800
AC_582517 Florida Aquarium Contribution	\$486,000	\$486,000	\$437,400	\$437,400	\$437,400
AC_582518 YBOR City Museum Contribution	\$51,200	\$51,200	\$46,080	\$46,080	\$46,080
AC_582519 Glazer Childrens Museum Contribution	\$25,920	\$25,920	\$23,328	\$23,328	\$23,328
AC_582521 Museum of Science and Industry Contribution	\$51,200	\$51,200	\$46,080	\$46,080	\$46,080
AC_582522 Florida Orchestra Contribution	\$194,800	\$244,800	\$178,200	\$178,200	\$178,200
AC_582523 Speak up Tampa Bay Contribution	\$207,360	\$207,360	\$0	\$0	\$0
AC_582524 Educational Cable Consortium Contribution	\$108,629	\$108,629	\$0	\$0	\$0
AC_582525 Master Chorale Contribution	\$5,120	\$5,120	\$4,608	\$4,608	\$4,608
AC_582526 Tampa Black Heritage Festival Contribution	\$10,240	\$10,240	\$9,216	\$9,216	\$9,216
AC_582527 Tampa Museum of Photographic Arts Contribution	\$7,680	\$7,680	\$6,912	\$6,912	\$6,912
AC_582528 Spanish Lyric Theater Contribution	\$5,120	\$5,120	\$4,608	\$4,608	\$4,608
AC_582529 Tecu Line Streetcar Contribution	\$46,778	\$57,911	\$0	\$0	\$200,000

Expense Report General Fund

FD_01100 - General Fund

	FY16 Actual	FY17 Actual	FY18 Adopted	FY18 Projected	FY19 Recommended
AC_582530 David A Straz Jr Center for the Performing Arts Contribution	\$546,750	\$546,750	\$492,075	\$492,075	\$492,075
AC_582531 Tampa Bay Wave Contribution	\$50,000	\$50,000	\$45,000	\$45,000	\$45,000
AC_582532 Arts Commission Contribution	\$0	\$0	\$0	\$0	\$58,500
Sub Total	\$16,321,553	\$18,436,984	\$21,733,464	\$21,733,464	\$25,706,486
<u>Other Uses and Sources</u>					
AC_549099 Prior Year Adjustments Accounting Use Only	\$0	\$142,884	\$0	\$0	\$0
Sub Total	\$0	\$142,884	\$0	\$0	\$0
<u>Transfer to Other Funds</u>					
AC_591000 Intragovernmental Transfers	\$0	\$7,600,000	\$0	\$0	\$0
AC_591124 Transfer To Fire Grants 12400	\$0	\$0	\$0	\$10,058	\$0
AC_591314 Transfer to - Utilities Services Tax Capital Project Fund	\$97,264	\$0	\$0	\$0	\$0
Sub Total	\$97,265	\$7,600,000	\$0	\$10,058	\$0
<u>Interdepartmental Charges</u>					
AC_547001 Interdept-Graphic Design & Typesetting	\$0	\$36	\$51	\$50	\$51
AC_549006 Interdept	\$273,701	\$262,299	\$591,880	\$551,880	\$711,880
AC_549013 Parking Dept-Interdept Charges	\$239,446	\$255,096	\$221,197	\$261,495	\$259,980
Sub Total	\$513,147	\$517,430	\$813,128	\$813,425	\$971,911
<u>Budget Reserves</u>					
AC_529999 Personnel Services and Benefits Budget Reserve	\$0	\$0	\$1,510,452	\$0	\$1,199,270
AC_559999 Supplies Budget Reserve	\$0	\$0	\$380,000	\$0	\$534
AC_569999 Capital Outlay Budget Reserve	\$0	\$0	\$250,000	\$250,000	\$250,000
Sub Total	\$0	\$0	\$2,140,452	\$250,000	\$1,449,804
Total Expense	\$352,444,471	\$383,018,747	\$397,246,553	\$399,638,323	\$413,853,581

Expense Detail Report by Department General Fund

	FY16 ACTUAL	FY17 ACTUAL	FY18 ADOPTED	FY18 PROJECTED	FY19 RECOMMENDED
<u>CC 700200 - Public Affairs Department</u>					
Personnel Service	\$1,266,518	\$1,208,467	\$1,443,230	\$1,273,265	\$1,257,113
Contractual Services	\$66,092	\$62,575	\$85,931	\$64,860	\$84,613
Other Services and Charges	\$91,108	\$85,540	\$120,631	\$102,551	\$112,779
Supplies-Materials and Minor Equipment	\$70,146	\$66,414	\$36,020	\$36,020	\$43,047
Capital	\$51,388	\$66,549	\$134,000	\$134,000	\$0
Interdepartmental Charges	\$3,548	\$4,043	\$2,030	\$6,030	\$3,730
Sub Total	\$1,548,800	\$1,493,588	\$1,821,842	\$1,616,726	\$1,501,282
<u>CC 700300 - Convention Center Department</u>					
Personnel Service	\$4,100,080	\$4,331,534	\$4,621,964	\$4,574,230	\$4,387,577
Contractual Services	\$3,594,846	\$3,559,491	\$3,445,072	\$3,509,065	\$3,339,245
Other Services and Charges	\$2,446,596	\$2,762,773	\$2,838,989	\$2,838,989	\$2,991,374
Supplies-Materials and Minor Equipment	\$495,622	\$482,650	\$718,970	\$640,361	\$724,270
Capital	\$0	\$4,542	\$0	\$14,616	\$0
Aids and Grants	\$21,700	\$37,200	\$45,000	\$45,000	\$45,000
Interdepartmental Charges	\$57,357	\$55,148	\$60,000	\$60,000	\$60,000
Sub Total	\$10,716,202	\$11,233,339	\$11,729,995	\$11,682,261	\$11,547,466
<u>CC 700400 - Fire Rescue Department</u>					
Personnel Service	\$72,814,033	\$76,802,505	\$79,102,441	\$77,842,635	\$79,827,330
Contractual Services	\$894,668	\$1,057,399	\$1,446,193	\$1,438,763	\$1,687,950
Other Services and Charges	\$3,941,744	\$4,580,111	\$4,041,958	\$4,700,685	\$4,211,958
Supplies-Materials and Minor Equipment	\$2,054,311	\$2,026,503	\$2,475,432	\$2,324,081	\$2,325,627
Capital	\$138,382	\$77,201	\$282,000	\$359,465	\$230,000
Debt Services Related	\$53,403	\$0	\$0	\$0	\$0
Other Uses and Sources	\$0	(4,393)	\$0	\$0	\$0
Transfer To Other Funds	\$0	\$0	\$0	\$10,058	\$0
Interdepartmental Charges	\$289	\$314	\$229	\$229	\$120,229
Sub Total	\$79,896,830	\$84,539,640	\$87,348,253	\$86,675,916	\$88,403,094

Expense Detail Report by Department General Fund

	FY16 ACTUAL	FY17 ACTUAL	FY18 ADOPTED	FY18 PROJECTED	FY19 RECOMMENDED
<u>CC 700500 - Facility Management Division</u>					
Personnel Service	\$4,453,439	\$4,527,941	\$5,405,207	\$4,986,943	\$5,369,646
Contractual Services	\$1,805,736	\$2,413,485	\$2,655,219	\$2,619,600	\$2,775,421
Other Services and Charges	\$4,619,032	\$4,543,368	\$4,697,041	\$4,706,131	\$4,943,487
Supplies-Materials and Minor Equipment	\$1,045,489	\$1,172,497	\$1,040,879	\$1,040,450	\$853,586
Capital	\$79,682	\$0	\$0	\$0	\$0
Interdepartmental Charges	\$2,960	\$2,776	\$3,000	\$2,400	\$2,800
Sub Total	\$12,006,338	\$12,660,067	\$13,801,346	\$13,355,524	\$13,944,940
<u>CC 700600 - City Attorney Department</u>					
Personnel Service	\$4,340,098	\$4,623,454	\$4,837,596	\$4,836,829	\$5,035,780
Contractual Services	\$341,723	\$607,983	\$459,225	\$466,225	\$296,514
Other Services and Charges	\$50,304	\$45,222	\$44,223	\$52,111	\$45,892
Supplies-Materials and Minor Equipment	\$109,251	\$112,253	\$114,790	\$113,290	\$113,290
Aids and Grants	\$32,850	\$33,850	\$35,000	\$35,000	\$35,000
Interdepartmental Charges	\$24,158	\$24,043	\$25,000	\$25,000	\$25,000
Sub Total	\$4,898,383	\$5,446,805	\$5,515,834	\$5,528,455	\$5,551,476
<u>CC 700800 - Solid Waste Department</u>					
Personnel Service	\$339,096	\$365,754	\$0	\$0	\$0
Contractual Services	\$56,113	\$68,445	\$0	\$115,175	\$115,000
Other Services and Charges	\$361	\$4,086	\$0	\$0	\$0
Supplies-Materials and Minor Equipment	\$2,620	\$2,513	\$0	\$0	\$0
Sub Total	\$398,190	\$440,797	\$0	\$115,175	\$115,000
<u>CC 701000 - Parks and Recreation Department</u>					
Personnel Service	\$24,560,648	\$26,744,244	\$29,766,066	\$29,766,066	\$30,257,456
Contractual Services	\$3,306,053	\$3,478,310	\$4,617,658	\$5,072,658	\$5,176,898
Other Services and Charges	\$5,895,912	\$6,171,274	\$5,600,112	\$6,658,839	\$6,664,710
Supplies-Materials and Minor Equipment	\$1,737,520	\$1,739,735	\$1,967,235	\$1,967,235	\$2,078,574

Expense Detail Report by Department General Fund

	FY16	FY17	FY18	FY18	FY19
	ACTUAL	ACTUAL	ADOPTED	PROJECTED	RECOMMENDED
Capital	\$228,254	\$244,889	\$91,500	\$106,500	\$629,200
Interdepartmental Charges	\$10,708	\$10,181	\$10,000	\$10,000	\$10,000
Sub Total	\$35,739,096	\$38,388,633	\$42,052,571	\$43,581,298	\$44,816,838
<u>CC 701100 - Contract Administration Budget</u>					
Personnel Service	\$6,792,901	\$7,101,769	\$7,685,011	\$7,330,360	\$7,854,842
Contractual Services	\$9,121	\$242,744	\$5,500	\$290,225	\$5,500
Other Services and Charges	(6,687,300)	\$208,507	\$459,174	\$429,891	\$459,183
Supplies-Materials and Minor Equipment	\$45,495	\$47,194	\$63,300	\$62,298	\$63,300
Capital	(771)	\$112,818	\$58,800	\$109,800	\$0
Interdepartmental Charges	\$3,244	\$3,192	\$3,552	\$3,303	\$3,552
Sub Total	\$162,690	\$7,716,224	\$8,275,337	\$8,225,877	\$8,386,377
<u>CC 701200 - Mayor's Office Budget</u>					
Personnel Service	\$532,966	\$560,990	\$585,011	\$574,220	\$558,505
Other Services and Charges	\$22,814	\$15,883	\$32,502	\$25,743	\$16,080
Supplies-Materials and Minor Equipment	\$5,140	\$5,217	\$8,358	\$5,930	\$5,300
Interdepartmental Charges	\$857	\$923	\$1,000	\$950	\$1,000
Sub Total	\$561,779	\$583,013	\$626,871	\$606,843	\$580,885
<u>CC 701300 - Police Department</u>					
Personnel Service	\$134,244,401	\$140,985,941	\$140,711,189	\$147,219,703	\$145,031,022
Contractual Services	\$1,207,268	\$1,108,654	\$1,465,894	\$1,430,814	\$1,487,486
Other Services and Charges	\$7,934,116	\$8,464,712	\$8,659,117	\$8,241,460	\$8,187,188
Supplies-Materials and Minor Equipment	\$3,627,938	\$3,903,197	\$4,274,389	\$4,391,461	\$4,224,145
Capital	\$109,834	\$120,254	\$218,100	\$218,100	\$711,806
Debt Services Related	\$201,604	\$199,531	\$282,502	\$282,502	\$392,000
Aids and Grants	\$75,250	\$64,250	\$64,250	\$64,250	\$64,250
Transfer To Other Funds	\$97,264	\$0	\$0	\$0	\$0
Interdepartmental Charges	\$2,311	\$1,480	\$3,800	\$3,800	\$3,800
Budget Reserves	\$0	\$0	\$740,452	\$0	\$0
Sub Total	\$147,499,986	\$154,848,019	\$156,419,693	\$161,852,090	\$160,101,697

Expense Detail Report by Department General Fund

	FY16 ACTUAL	FY17 ACTUAL	FY18 ADOPTED	FY18 PROJECTED	FY19 RECOMMENDED
<u>CC 701400 - City Council Department</u>					
Personnel Service	\$1,239,460	\$1,280,372	\$1,349,750	\$1,318,418	\$1,368,579
Contractual Services	\$3,829	\$29,261	\$26,800	\$54,220	(920)
Other Services and Charges	\$45,155	\$41,586	\$50,625	\$50,574	\$50,587
Supplies-Materials and Minor Equipment	\$9,694	\$7,416	\$11,550	\$11,230	\$7,907
Interdepartmental Charges	\$13,427	\$16,753	\$19,600	\$19,600	\$19,600
Sub Total	\$1,311,564	\$1,375,388	\$1,458,325	\$1,454,042	\$1,445,753
<u>CC 701500 - Internal Audit Department</u>					
Personnel Service	\$615,860	\$633,686	\$718,100	\$718,100	\$664,634
Contractual Services	\$10,308	\$8,584	\$11,100	\$11,100	\$91,230
Other Services and Charges	\$5,899	\$9,210	\$13,146	\$11,946	\$13,484
Supplies-Materials and Minor Equipment	\$8,143	\$11,158	\$10,621	\$10,621	\$10,261
Capital	\$2,357	\$2,166	\$1,200	\$2,400	\$1,200
Interdepartmental Charges	\$0	\$0	\$100	\$100	\$100
Sub Total	\$642,568	\$664,804	\$754,267	\$754,267	\$780,909
<u>CC 701700 - Chief of Staff Office</u>					
Personnel Service	\$299,496	\$331,906	\$432,076	\$418,824	\$428,338
Contractual Services	\$0	\$0	\$11,500	\$6,000	\$4,000
Other Services and Charges	\$3,405	\$3,946	\$13,850	\$9,975	\$10,498
Supplies-Materials and Minor Equipment	\$452	\$735	\$4,416	\$2,600	\$1,300
Interdepartmental Charges	\$1,032	\$1,036	\$1,400	\$1,400	\$1,400
Sub Total	\$304,385	\$337,624	\$463,242	\$438,799	\$445,536
<u>CC 701800 - Technology and Innovation Department</u>					
Personnel Service	\$12,644,390	\$13,116,847	\$14,125,231	\$14,088,619	\$14,223,924
Contractual Services	\$912,975	\$1,102,202	\$1,436,360	\$1,436,360	\$1,538,805
Other Services and Charges	\$3,712,036	\$4,836,440	\$5,214,859	\$5,143,483	\$5,633,582
Supplies-Materials and Minor Equipment	\$482,648	\$496,386	\$508,417	\$508,417	\$806,938

Expense Detail Report by Department General Fund

	FY16	FY17	FY18	FY18	FY19
	ACTUAL	ACTUAL	ADOPTED	PROJECTED	RECOMMENDED
Capital	\$483,067	\$77,938	\$267,000	\$267,000	\$160,000
Interdepartmental Charges	\$8,408	\$10,918	\$6,830	\$6,830	\$830
Sub Total	\$18,243,524	\$19,640,730	\$21,558,697	\$21,450,709	\$22,364,079

CC 701900 - Purchasing Department

Personnel Service	\$1,790,540	\$1,879,077	\$2,498,128	\$2,569,170	\$2,668,512
Contractual Services	\$0	\$0	\$1,100	\$1,100	\$0
Other Services and Charges	\$22,652	\$24,162	\$32,169	\$32,169	\$29,012
Supplies-Materials and Minor Equipment	\$10,647	\$10,677	\$28,160	\$28,160	\$20,084
Capital	\$0	\$0	\$0	\$19,781	\$40,000
Interdepartmental Charges	\$4,313	\$4,302	\$4,400	\$4,400	\$4,400
Sub Total	\$1,828,151	\$1,918,218	\$2,563,957	\$2,654,780	\$2,762,008

CC 702010 - Logistics and Asset Management Budget

Personnel Service	\$0	\$228,963	\$241,406	\$239,145	\$260,614
Contractual Services	\$0	\$0	\$7,500	\$600	\$7,500
Other Services and Charges	\$0	\$516	\$12,132	\$3,500	\$12,104
Supplies-Materials and Minor Equipment	\$0	\$2,623	\$5,800	\$2,200	\$5,800
Interdepartmental Charges	\$0	\$0	\$2,000	\$800	\$2,000
Sub Total	\$0	\$232,102	\$268,838	\$246,245	\$288,018

CC 702400 - Human Resources Department Personnel

Service	\$2,746,824	\$2,919,389	\$3,104,956	\$3,188,520	\$3,005,486
Contractual Services	\$449,776	\$499,409	\$422,480	\$422,180	\$422,480
Other Services and Charges	\$53,140	\$58,066	\$102,865	\$102,792	\$109,314
Supplies-Materials and Minor Equipment	\$19,812	\$25,859	\$27,539	\$26,600	\$26,784
Capital	\$0	\$4,578	\$103,414	\$103,414	\$0

Expense Detail Report by Department General Fund

	FY16 ACTUAL	FY17 ACTUAL	FY18 ADOPTED	FY18 PROJECTED	FY19 RECOMMENDED
Debt Services Related	\$0	\$0	\$0	\$6,750	\$7,990
Interdepartmental Charges	\$5,172	\$5,300	\$5,000	\$5,000	\$5,000
Sub Total	\$3,274,724	\$3,512,601	\$3,766,254	\$3,855,256	\$3,577,054

CC 702500 - Revenue and Finance Department

Personnel Service	\$7,573,041	\$7,928,015	\$8,469,401	\$8,281,717	\$8,522,789
Contractual Services	\$134,376	\$261,360	\$232,685	\$220,066	\$193,447
Other Services and Charges	\$139,615	\$139,898	\$128,051	\$140,670	\$170,135
Supplies-Materials and Minor Equipment	\$50,466	\$90,467	\$59,498	\$59,498	\$48,607
Capital	\$10,796	\$26,769	\$0	\$7,045	\$0
Debt Services Related	\$88,341	\$58,893	\$0	\$0	\$0
Interdepartmental Charges	\$8,492	\$8,697	\$8,692	\$8,692	\$9,800
Sub Total	\$8,005,126	\$8,514,098	\$8,898,327	\$8,717,688	\$8,944,778

CC 702600 - Neighborhood Empowerment Department

Personnel Service	\$6,849,984	\$7,111,255	\$7,690,698	\$7,590,762	\$7,756,414
Contractual Services	\$526,286	\$554,264	\$576,249	\$547,424	\$576,249
Other Services and Charges	\$944,524	\$1,111,829	\$1,141,949	\$1,141,755	\$1,158,611
Supplies-Materials and Minor Equipment	\$133,073	\$90,429	\$107,229	\$106,425	\$107,229
Capital	\$88,546	\$0	\$100,800	\$117,107	\$9,951
Debt Services Related	\$206,551	\$141,014	\$32,883	\$32,883	\$0
Interdepartmental Charges	\$6,092	\$9,382	\$7,741	\$7,740	\$7,741
Sub Total	\$8,755,057	\$9,018,172	\$9,657,549	\$9,544,096	\$9,616,195

CC 702700 - Arts Programs Division

Personnel Service	\$205,065	\$211,318	\$210,689	\$210,382	\$217,729
Contractual Services	\$15,642	\$4,457	\$14,005	\$14,005	\$13,627
Other Services and Charges	\$21,661	\$18,201	\$23,907	\$23,907	\$21,602
Supplies-Materials and Minor Equipment	\$2,581	\$5,014	\$4,150	\$4,150	\$4,150
Interdepartmental Charges	\$1,044	\$1,034	\$1,045	\$1,045	\$1,045
Sub Total	\$245,994	\$240,024	\$253,796	\$253,489	\$258,153

Expense Detail Report by Department General Fund

	FY16 ACTUAL	FY17 ACTUAL	FY18 ADOPTED	FY18 PROJECTED	FY19 RECOMMENDED
<u>CC 702800 - Public Works and Utility Services Administrator</u>					
Personnel Service	\$296,860	\$314,309	\$327,765	\$326,765	\$343,618
Contractual Services	\$331	\$99	\$250	\$250	\$250
Other Services and Charges	\$3,804	\$4,794	\$12,796	\$10,590	\$12,752
Supplies-Materials and Minor Equipment	\$1,352	\$4,600	\$2,500	\$2,375	\$2,500
Capital	\$0	\$1,764	\$0	\$0	\$0
Interdepartmental Charges	\$0	\$42	\$2,064	\$1,961	\$2,064
Sub Total	\$302,346	\$325,608	\$345,375	\$341,941	\$361,184
<u>CC 702900 - Economic Opportunity Department</u>					
Personnel Service	\$1,126,930	\$1,221,770	\$1,176,084	\$1,176,084	\$1,226,555
Contractual Services	\$369,943	\$447,139	\$445,675	\$412,675	\$447,175
Other Services and Charges	\$68,663	\$64,270	\$72,473	\$36,498	\$72,362
Supplies-Materials and Minor Equipment	\$2,220	\$1,501	\$5,000	\$2,287	\$4,275
Aids and Grants	\$0	\$0	\$538,000	\$538,000	\$538,000
Interdepartmental Charges	\$2,554	\$1,350	\$2,200	\$700	\$1,500
Sub Total	\$1,570,310	\$1,736,030	\$2,239,432	\$2,166,244	\$2,289,867
<u>CC 703000 - City Clerk Department</u>					
Personnel Service	\$1,182,612	\$1,165,963	\$1,395,241	\$1,348,960	\$1,386,402
Contractual Services	\$245,278	\$272,677	\$267,000	\$264,400	\$247,000
Other Services and Charges	\$113,812	\$91,723	\$83,001	\$83,001	\$73,760
Supplies-Materials and Minor Equipment	\$29,656	\$18,841	\$30,467	\$30,467	\$26,933
Capital	\$21,617	\$0	\$0	\$2,600	\$0
Debt Services Related	\$0	\$0	\$2,616	\$2,616	\$0
Interdepartmental Charges	\$4,998	\$5,015	\$5,250	\$5,250	\$5,250
Sub Total	\$1,597,972	\$1,554,217	\$1,783,575	\$1,737,294	\$1,739,345
<u>CC 703100 - Non Departmental Budget</u>					
Personnel Service	\$0	\$129	\$1,508,285	\$0	\$2,000,000
Contractual Services	\$4,695,913	\$5,058,575	\$6,368,679	\$6,368,643	\$9,226,869

Expense Detail Report by Department General Fund

	FY16	FY17	FY18	FY18	FY19
	ACTUAL	ACTUAL	ADOPTED	PROJECTED	RECOMMENDED
Other Services and Charges	(15,374,160)	(22,438,437)	(23,654,479)	(23,652,979)	(23,354,391)
Supplies-Materials and Minor Equipment	\$74,475	\$94,109	\$73,000	\$73,000	\$73,000
Capital	\$0	\$1,140	\$50,000	\$50,000	\$200,000
Aids and Grants	\$16,191,753	\$18,301,684	\$21,051,214	\$21,051,214	\$25,024,236
Other Uses and Sources	\$0	\$147,277	\$0	\$0	\$0
Transfer To Other Funds	\$0	\$7,600,000	\$0	\$0	\$0
Interdepartmental Charges	\$342,164	\$341,553	\$631,880	\$631,880	\$671,880
Budget Reserves	\$0	\$0	\$1,400,000	\$250,000	\$1,439,146
Sub Total	\$5,930,146	\$9,106,030	\$7,428,579	\$4,771,758	\$15,280,740

CC 703400 - Planning and Development Department

Personnel Service	\$5,445,087	\$6,066,966	\$6,485,680	\$6,439,891	\$7,095,286
Contractual Services	\$88,894	\$131,440	\$175,204	\$174,204	\$175,404
Other Services and Charges	\$267,922	\$207,186	\$227,019	\$242,069	\$251,950
Supplies-Materials and Minor Equipment	\$41,564	\$43,842	\$48,950	\$48,950	\$55,562
Capital	\$20,039	\$2,601	\$0	\$0	\$0
Interdepartmental Charges	\$9,969	\$9,857	\$6,105	\$6,105	\$8,980
Budget Reserves	\$0	\$0	\$0	\$0	\$10,658
Sub Total	\$5,873,474	\$6,461,892	\$6,942,958	\$6,911,219	\$7,597,840

CC 703500 - Riverwalk Division

Personnel Service	\$92,686	\$0	\$0	\$0	\$0
Contractual Services	\$492	\$0	\$0	\$0	\$0
Other Services and Charges	\$2,057	\$0	\$0	\$0	\$0
Supplies-Materials and Minor Equipment	\$302	\$0	\$0	\$0	\$0
Sub Total	\$95,537	\$0	\$0	\$0	\$0

CC 703600 - Construction Service Center

Personnel Service	\$0	\$0	\$105,235	\$0	\$0
Other Services and Charges	\$0	(5)	\$0	\$0	\$0
Sub Total	\$0	(\$5)	\$105,235	\$0	\$0

Expense Detail Report by Department General Fund

	FY16 ACTUAL	FY17 ACTUAL	FY18 ADOPTED	FY18 PROJECTED	FY19 RECOMMENDED
<u>CC 703700 - Minority Business Development Division</u>					
Personnel Service	\$488,193	\$456,243	\$593,167	\$501,742	\$582,019
Contractual Services	\$0	\$36,495	\$1,698	\$36,698	\$0
Other Services and Charges	\$45,265	\$44,601	\$55,619	\$53,955	\$51,524
Supplies-Materials and Minor Equipment	\$4,474	\$8,878	\$6,078	\$6,078	\$6,078
Interdepartmental Charges	\$46	\$93	\$200	\$200	\$200
Sub Total	\$537,979	\$546,309	\$656,762	\$598,673	\$639,821
<u>CC 703800 - Intergovernmental Relations Division</u>					
Personnel Service	\$108,201	\$111,300	\$123,415	\$117,020	\$126,568
Contractual Services	\$240,252	\$240,180	\$245,000	\$243,828	\$244,096
Other Services and Charges	\$4,088	\$4,970	\$3,643	\$4,240	\$4,072
Supplies-Materials and Minor Equipment	\$4,425	\$4,554	\$4,475	\$5,050	\$5,400
Interdepartmental Charges	\$3	\$0	\$10	\$10	\$10
Sub Total	\$356,969	\$361,004	\$376,543	\$370,148	\$380,146
<u>CC 704900 - Grand Parent Tampa Theatre</u>					
Other Services and Charges	\$110,744	\$98,326	\$110,900	\$109,810	\$110,900
Supplies-Materials and Minor Equipment	\$29,606	\$25,449	\$22,200	\$21,700	\$22,200
Sub Total	\$140,350	\$123,775	\$133,100	\$131,510	\$133,100
Total	\$352,444,471	\$383,018,747	\$397,246,553	\$399,638,323	\$413,853,581

Revenue and Expense Reports

All Other Funds

**FINISH
STRONG**



Revenue And Expense Report All Other Funds

FD 10100 - Utilities Services Tax

	FY16 Actual	FY17 Actual	FY18 Adopted	FY18 Projected	FY19 Recommended
Revenue					
<u>Tax Revenues - Other Taxes</u>					
AC_314100 U/Tax-Electricity	\$33,254,609	\$34,022,849	\$33,800,000	\$34,700,000	\$35,741,000
AC_314300 U/Tax-Water	\$5,398,456	\$5,767,153	\$5,600,000	\$5,940,000	\$6,077,000
AC_314400 U/Tax-Gas	\$828,237	\$705,451	\$824,000	\$824,000	\$700,000
AC_314401 U/Tax-Peoples Gas	\$723,072	\$716,612	\$816,000	\$816,000	\$694,000
AC_315000 Communications Service Tax	\$18,464,868	\$17,903,896	\$17,500,000	\$17,900,000	\$17,500,000
Sub Total	\$58,669,242	\$59,115,961	\$58,540,000	\$60,180,000	\$60,712,000
<u>Intergovernmental Revenues</u>					
AC_331501 Series 2010 A Bond Subsidy	\$216,956	\$208,713	\$216,956	\$216,956	\$208,713
AC_331502 Series 2010 B Bond Subsidy	\$222,075	\$206,237	\$222,075	\$222,075	\$206,237
Sub Total	\$439,031	\$414,949	\$439,031	\$439,031	\$414,950
<u>Service Charges</u>					
AC_347402 Special Events	\$4,123	\$0	\$0	\$0	\$0
Sub Total	\$4,123	\$0	\$0	\$0	\$0
<u>Miscellaneous Revenue</u>					
AC_361099 Amortization Premium Discount Investments	\$3,082	\$23,010	\$0	\$0	\$0
AC_361101 Int Earng-Pooled Cash	\$254,174	\$349,858	\$350,000	\$350,000	\$350,000
AC_361102 Int Earnings	\$1,898	\$0	\$0	\$0	\$0
AC_361103 Int Earnings-1st Union	\$25,984	\$38,044	\$50,000	\$50,000	\$50,000
AC_361200 Dividends Interest and Other Earnings	\$1,240	\$94	\$0	\$0	\$0
AC_361302 Unrealized Gain Or Loss (Per Fund)	(\$313,792)	\$0	\$0	\$0	\$0
AC_364400 Sale of City Property	\$312,512	\$419,300	\$1,000,000	\$1,000,000	\$500,000
AC_369933 Bad Debt Collections	\$14,323	\$16,873	\$15,000	\$15,000	\$15,000
Sub Total	\$299,421	\$847,179	\$1,415,000	\$1,415,000	\$915,000
<u>Transfer From</u>					
AC_381404 Transfer From Water Operations	\$360,000	\$270,000	\$270,000	\$270,000	\$270,000
AC_381410 Transfer from Wasterwater Operations	\$400,000	\$300,000	\$300,000	\$300,000	\$300,000
AC_381414 Transfer From Solid Waste Operations	\$200,000	\$150,000	\$150,000	\$150,000	\$150,000
AC_381503 Transfer From UAD Operations	\$120,000	\$90,000	\$90,000	\$90,000	\$90,000
Sub Total	\$1,080,000	\$810,000	\$810,000	\$810,000	\$810,000
Total Revenue	\$60,491,818	\$61,188,089	\$61,204,031	\$62,844,031	\$62,851,950

Revenue And Expense Report All Other Funds

FD 10100 - Utilities Services Tax

	FY16 Actual	FY17 Actual	FY18 Adopted	FY18 Projected	FY19 Recommended
Expense					
<u>Contractual Services</u>					
AC_531002 Other-Professional Services	\$11,335	\$34,500	\$35,000	\$35,000	\$35,000
Sub Total	\$11,335	\$34,500	\$35,000	\$35,000	\$35,000
<u>Other Services and Charges</u>					
AC_549001 Bad Debt Expense	\$73,863	\$61,266	\$80,000	\$80,000	\$80,000
Sub Total	\$73,863	\$61,266	\$80,000	\$80,000	\$80,000
<u>Debt Services Related</u>					
AC_573001 Fiscal Agent Fees	\$2,239	\$3,572	\$5,000	\$5,000	\$5,000
Sub Total	\$2,239	\$3,572	\$5,000	\$5,000	\$5,000
<u>Transfer To Other Funds</u>					
AC_591000 Intragovernmental Transfers	\$0	\$0	\$135,000	\$135,000	\$135,000
AC_591011 Transfer To General Fund	\$36,600,000	\$29,975,454	\$23,299,980	\$23,314,980	\$19,767,712
AC_591050 Transfer to FY16 Bank Note - Capital	\$698,679	\$0	\$0	\$0	\$0
AC_591102 Transfer To - Local Option Gas Tax Special Revenue	\$5,999,673	\$10,522,064	\$12,122,064	\$12,122,064	\$4,490,988
AC_591107 Transfer to Stormwater Special Revenue Fund	\$1,600,000	\$2,000,000	\$2,000,000	\$2,000,000	\$2,000,000
AC_591127 Transfer To - Parks Grants	\$0	\$0	\$50,000	\$35,000	\$0
AC_591139 Transfer to - QTI Fund	\$0	\$0	\$250,000	\$250,000	\$0
AC_591203 Transfer To Guaranteed Entitlement Debt Service Fund	\$272,463	\$284,265	\$275,600	\$275,600	\$0
AC_591204 Transfer to - HUD Section 108-Centro Ybor Loan	\$118,122	\$125,085	\$2,498,380	\$2,498,380	\$0
AC_591205 Transfer to HUD Section 8 Centro Ybor Sinking Fund	\$133,173	\$126,210	\$0	\$0	\$0
AC_591209 Transfer to Occupational License Debt Service Fund	\$6,838,485	\$6,894,654	\$5,587,877	\$5,587,877	\$5,732,078
AC_591210 Transfer to Utilities Services Tax Bond	\$4,814,968	\$2,557,867	\$2,577,418	\$2,577,418	\$9,381,080
AC_591211 Transfer to FY16 Bank Note - D.S.	\$0	\$0	\$406,960	\$250,426	\$406,960
AC_591220 Transfer to Non Ad Valorem Bond Fund	\$1,525,165	\$4,259,647	\$4,140,655	\$4,140,655	\$4,135,521
AC_591306 Transfer to Local Option Gas Tax Capital Project Fund	\$2,000,000	\$1,000,000	\$0	\$0	\$9,995,982
AC_591314 Transfer to - Utilities Services Tax Capital Project Fund	\$3,415,881	\$720,100	\$2,288,216	\$2,993,196	\$2,225,170
AC_591402 Transfer to Parking CIP	\$0	\$0	\$0	\$0	\$200,000
AC_591418 Transfer to Golf Courses Operating	\$990,000	\$1,087,812	\$1,338,516	\$1,338,516	\$1,242,079
AC_591419 Transfer to Golf course Capital	\$0	\$0	\$288,365	\$288,365	\$362,700
AC_591501 Transfer to Fleet Maintenance Operation Fund	\$260,000	\$376,323	\$2,825,000	\$2,825,000	\$0
AC_591502 Transfer To Fleet Maintenance Capital Fund	\$0	\$0	\$0	\$0	\$1,000,000
Sub Total	\$65,266,609	\$59,929,481	\$60,084,031	\$60,632,477	\$61,075,270

Budget Reserves

Revenue And Expense Report All Other Funds

FD 10100 - Utilities Services Tax

	FY16 Actual	FY17 Actual	FY18 Adopted	FY18 Projected	FY19 Recommended
AC_599999 Other Uses Budget Reserve	\$0	\$0	\$1,000,000	\$0	\$1,656,680
Sub Total	\$0	\$0	\$1,000,000	\$0	\$1,656,680
Total Expense	\$65,354,047	\$60,028,819	\$61,204,031	\$60,752,477	\$62,851,950

Revenue And Expense Report All Other Funds

FD 31300 - Utilities Services Tax Capital Projects - Bond Financed

	FY16 Actual	FY17 Actual	FY18 Adopted	FY18 Projected	FY19 Recommended
<u>Revenue</u>					
<u>Miscellaneous Revenue</u>					
AC_361099 Amortization Premium Discount Investments	\$10	\$18	\$0	\$0	\$0
AC_361101 Int Earng-Pooled Cash	\$1,921	\$271	\$0	\$2	\$0
AC_361103 Int Earnings-1st Union	\$203	\$24	\$0	\$2	\$0
AC_361200 Dividends Interest and Other Earnings	(\$2)	\$0	\$0	\$0	\$0
Sub Total	\$2,133	\$313	\$0	\$4	\$0
Total Revenue	\$2,133	\$313	\$0	\$4	\$0
<u>Expense</u>					
<u>Contractual Services</u>					
AC_531002 Other-Professional Services	\$380,333	\$0	\$0	\$0	\$0
Sub Total	\$380,333	\$0	\$0	\$0	\$0
<u>Other Services and Charges</u>					
AC_546002 Computers-Repair and Maintenance	\$496,932	\$0	\$0	\$0	\$0
Sub Total	\$496,932	\$0	\$0	\$0	\$0
<u>Capital</u>					
AC_560005 Professional Services Capital	\$0	\$17,839	\$0	\$3,500	\$0
AC_564004 Computers - Hardware/Software	\$512,413	\$0	\$0	\$29,869	\$0
Sub Total	\$512,413	\$17,839	\$0	\$33,369	\$0
Total Expense	\$1,389,678	\$17,839	\$0	\$33,369	\$0

Revenue And Expense Report All Other Funds

FD 31400 - Utilities Services Tax Capital Projects - Pay Go

	FY16 Actual	FY17 Actual	FY18 Adopted	FY18 Projected	FY19 Recommended
Revenue					
<u>Service Charges</u>					
AC_344522 William F. Poe-G (Daily)	\$76,764	\$114,788	\$80,000	\$80,000	\$114,000
Sub Total	\$76,764	\$114,788	\$80,000	\$80,000	\$114,000
<u>Miscellaneous Revenue</u>					
AC_361099 Amortization Premium Discount Investments	\$452	\$3,229	\$0	\$0	\$0
AC_361101 Int Earng-Pooled Cash	\$38,370	\$49,404	\$20,000	\$44,149	\$20,000
AC_361103 Int Earnings-1st Union	\$3,871	\$5,445	\$0	\$4,500	\$0
AC_361200 Dividends Interest and Other Earnings	\$206	\$13	\$0	\$0	\$0
AC_364400 Sale of City Property	\$0	\$976,483	\$0	\$0	\$0
AC_366000 Contributions and Donations From Private Sources	\$150,000	\$0	\$0	\$0	\$0
AC_369929 Capital Recovery Cost Reimb-TMA Chiller	\$109,225	\$107,775	\$0	\$52,586	\$0
AC_369931 Other Income	\$0	\$79,444	\$0	\$45,000	\$0
AC_369990 Misc Unapplied Revenue	\$0	\$84,370	\$0	\$0	\$0
Sub Total	\$302,123	\$1,306,163	\$20,000	\$146,235	\$20,000
<u>Transfer from Fund Balances</u>					
AC_369936 Unassigned Use of Fund Balance	\$0	\$0	\$340,471	\$0	\$1,387,157
Sub Total	\$0	\$0	\$340,471	\$0	\$1,387,157
<u>Transfer From</u>					
AC_381001 Transfer From - General Fund	\$97,264	\$0	\$0	\$0	\$0
AC_381101 Transfer From Utilities Services Tax Fund	\$3,415,881	\$720,100	\$2,288,216	\$2,993,196	\$2,225,170
AC_381137 Transfer From One Percent of the Arts	\$0	\$0	\$0	\$311,350	\$0
AC_381301 Transfer From Citywide Capital Projects Fund	\$0	\$42,500	\$0	\$0	\$0
AC_381407 Transfer From Water Renewal and Replacement	\$0	\$976,483	\$0	\$0	\$0
AC_381618 Transfer from CRA Central Park	\$66,931	\$67,636	\$84,149	\$84,149	\$0
AC_381621 Transfer From CRA Core	\$1,201,661	\$0	\$0	\$0	\$0
AC_381622 Transfer From CRA Non-Core	\$2,000,000	\$0	\$0	\$0	\$0
Sub Total	\$6,781,738	\$1,806,719	\$2,372,365	\$3,388,695	\$2,225,170
Total Revenue	\$7,160,626	\$3,227,670	\$2,812,836	\$3,614,930	\$3,746,327
Expense					
<u>Personal Services</u>					
AC_512000 Regular Salaries and Wages	\$0	\$0	\$0	\$290	\$0

Revenue And Expense Report All Other Funds

FD 31400 - Utilities Services Tax Capital Projects - Pay Go

	FY16 Actual	FY17 Actual	FY18 Adopted	FY18 Projected	FY19 Recommended
Sub Total	\$0	\$0	\$0	\$290	\$0
<u>Contractual Services</u>					
AC_531002 Other-Professional Services	\$82,964	\$7,350	\$0	(7,350)	\$0
AC_534007 Other-Contractual Services	\$0	\$0	\$0	\$554	\$0
Sub Total	\$82,964	\$7,350	\$0	(6,796)	\$0
<u>Other Services and Charges</u>					
AC_549015 Cost Allocation-General Fund Services	\$0	\$382,137	\$0	\$0	\$0
AC_549095 Cost Allocation - General Fund Contra	\$120,000	\$0	\$0	\$0	\$0
Sub Total	\$120,000	\$382,137	\$0	\$0	\$0
<u>Capital</u>					
AC_560005 Professional Services Capital	\$117,015	\$165,067	\$100,000	\$385,892	\$1,000
AC_561000 Land	\$0	\$29,055	\$0	\$228,834	\$0
AC_562001 Improvements to Buildings	\$2,404,418	\$1,356,414	\$610,499	\$1,035,386	\$1,226,000
AC_563000 Infrastructure	\$2,131,235	\$263,967	\$0	(15,274)	\$0
AC_563001 Improv Other Than Bldgs	\$503,151	\$619,162	\$400,000	\$2,630,031	\$650,000
AC_563004 Computers Bulk Purchases Hardware Software	\$46,695	\$0	\$0	\$0	\$0
AC_563005 Bulk Purchases	\$10,776	\$0	\$0	\$0	\$0
AC_564000 Machinery and Equipment	\$202,303	\$23,721	\$350,000	\$351,942	\$0
AC_564004 Computers - Hardware/Software	\$585,118	\$4,895	\$1,262,337	\$1,602,393	\$1,457,870
AC_567000 Works of Art / Collections	\$0	\$0	\$0	\$311,350	\$0
Sub Total	\$6,000,711	\$2,462,280	\$2,722,836	\$6,530,554	\$3,334,870
<u>Aids and Grants</u>					
AC_581000 Aids to Government Agencies	\$24,310	\$0	\$0	\$3,690	\$0
Sub Total	\$24,310	\$0	\$0	\$3,690	\$0
<u>Transfer To Other Funds</u>					
AC_591000 Intragovernmental Transfers	\$129,661	\$570,292	\$0	\$0	\$0
AC_591137 Transfer To Development in the Arts	\$90,000	\$90,000	\$90,000	\$90,000	\$90,000
Sub Total	\$219,661	\$660,292	\$90,000	\$90,000	\$90,000
<u>Budget Reserves</u>					
AC_569999 Capital Outlay Budget Reserve	\$0	\$0	\$0	\$0	\$200,000
AC_599999 Other Uses Budget Reserve	\$0	\$0	\$0	\$0	\$121,457
Sub Total	\$0	\$0	\$0	\$0	\$321,457
Total Expense	\$6,447,646	\$3,512,059	\$2,812,836	\$6,617,738	\$3,746,327

Revenue And Expense Report All Other Funds

FD 31350 - FY16 Bank Note FD 31350

	FY16 Actual	FY17 Actual	FY18 Adopted	FY18 Projected	FY19 Recommended
Revenue					
<u>Intergovernmental Revenues</u>					
AC_337300 Local Government Unit Grant - Physical Environment	\$5,992	\$0	\$0	\$0	\$0
Sub Total	\$5,992	\$0	\$0	\$0	\$0
<u>Miscellaneous Revenue</u>					
AC_361099 Amortization Premium Discount Investments	(\$374)	\$542	\$0	\$0	\$0
AC_361101 Int Earng-Pooled Cash	(\$32,503)	\$6,398	\$13,792	\$2,600	\$0
AC_361103 Int Earnings-1st Union	(\$3,624)	\$743	\$0	\$125	\$0
AC_361200 Dividends Interest and Other Earnings	(\$17)	\$7	\$0	\$0	\$0
Sub Total	(36,518)	\$7,691	\$13,792	\$2,725	\$0
<u>Other Revenues</u>					
AC_384002 Loan Proceeds	\$4,000,000	\$0	\$0	\$0	\$0
Sub Total	\$4,000,000	\$0	\$0	\$0	\$0
<u>Transfer From</u>					
AC_381101 Transfer From Utilities Services Tax Fund	\$698,679	\$0	\$0	\$0	\$0
AC_381316 Transfer from Non Ad CIP Bonds, Series 2016	\$8,780,409	\$0	\$0	\$0	\$0
Sub Total	\$9,479,089	\$0	\$0	\$0	\$0
Total Revenue	\$13,448,563	\$7,691	\$13,792	\$2,725	\$0
Expense					
<u>Contractual Services</u>					
AC_531002 Other-Professional Services	\$15,341	\$67	\$0	\$0	\$0
Sub Total	\$15,341	\$67	\$0	\$0	\$0
<u>Other Services and Charges</u>					
AC_544000 Rentals and Leases	\$0	\$91,667	\$0	\$0	\$0
AC_549015 Cost Allocation-General Fund Services	\$0	\$36,168	\$13,792	\$0	\$0
Sub Total	\$0	\$127,835	\$13,792	\$0	\$0
<u>Supplies-Materials and Minor Equipment</u>					
AC_552007 Computers - Bulk Purchases Hardware/Software	\$0	\$11,063	\$0	\$1	\$0
Sub Total	\$0	\$11,063	\$0	\$1	\$0
<u>Capital</u>					
AC_560005 Professional Services Capital	\$0	\$45,083	\$0	\$49,917	\$0

Revenue And Expense Report All Other Funds

FD 31350 - FY16 Bank Note FD 31350

	FY16 Actual	FY17 Actual	FY18 Adopted	FY18 Projected	FY19 Recommended
AC_562001 Improvements to Buildings	\$1,085,913	\$0	\$0	\$15,797,754	\$0
AC_563000 Infrastructure	\$490,882	\$0	\$0	\$5,737,381	\$0
AC_563001 Improv Other Than Bldgs	\$0	\$16,641	\$0	\$5,029,860	\$0
AC_563004 Computers Bulk Purchases Hardware Software	\$0	\$74,319	\$0	\$1,425,692	\$0
AC_563005 Bulk Purchases	\$0	\$1,388	\$0	(1,388)	\$0
AC_564000 Machinery and Equipment	\$0	\$938,552	\$0	\$458,718	\$0
AC_564004 Computers - Hardware/Software	\$0	\$1,933,679	\$0	\$697,320	\$0
Sub Total	\$1,576,795	\$3,009,662	\$0	\$29,195,254	\$0
<u>Transfer To Other Funds</u>					
AC_591050 Transfer to FY16 Bank Note - Capital	\$464	\$0	\$0	\$0	\$0
Sub Total	\$464	\$0	\$0	\$0	\$0
Total Expense	\$1,592,601	\$3,148,627	\$13,792	\$29,195,255	\$0

Revenue And Expense Report All Other Funds

FD 31351 - FY16 Bank Note Stormwater

	FY16 Actual	FY17 Actual	FY18 Adopted	FY18 Projected	FY19 Recommended
Revenue					
<u>Miscellaneous Revenue</u>					
AC_361099 Amortization Premium Discount Investments	(\$245)	\$1,318	\$0	\$0	\$0
AC_361101 Int Earng-Pooled Cash	(\$22,667)	\$17,720	\$62,463	\$1,008	\$0
AC_361103 Int Earnings-1st Union	(\$2,521)	\$1,798	\$0	\$196	\$0
AC_361200 Dividends Interest and Other Earnings	(\$21)	\$14	\$0	\$0	\$0
Sub Total	(25,454)	\$20,849	\$62,463	\$1,204	\$0
<u>Other Revenues</u>					
AC_384002 Loan Proceeds	\$26,000,000	\$0	\$0	\$220,000	\$0
Sub Total	\$26,000,000	\$0	\$0	\$220,000	\$0
<u>Transfer From</u>					
AC_381000 Inter-Fund Group Transfers in Non-Operating	\$464	\$0	\$0	\$0	\$0
Sub Total	\$464	\$0	\$0	\$0	\$0
Total Revenue	\$25,975,010	\$20,849	\$62,463	\$221,204	\$0
Expense					
<u>Personal Services</u>					
AC_512000 Regular Salaries and Wages	\$295,881	\$14,944	\$0	\$0	\$0
Sub Total	\$295,881	\$14,944	\$0	\$0	\$0
<u>Contractual Services</u>					
AC_531002 Other-Professional Services	\$99,746	\$438	\$0	\$0	\$0
AC_534007 Other-Contractual Services	\$52,528	\$0	\$0	\$0	\$0
Sub Total	\$152,275	\$438	\$0	\$0	\$0
<u>Other Services and Charges</u>					
AC_549015 Cost Allocation-General Fund Services	\$0	\$889,186	\$62,463	\$0	\$0
AC_549095 Cost Allocation - General Fund Contra	\$1,030,515	\$0	\$0	\$0	\$0
Sub Total	\$1,030,515	\$889,186	\$62,463	\$0	\$0
<u>Capital</u>					
AC_560005 Professional Services Capital	\$365,702	\$534,218	\$0	\$0	\$0
AC_561000 Land	\$549,313	\$768,612	\$0	\$0	\$0
AC_563000 Infrastructure	\$8,331,863	\$4,230,090	\$0	\$0	\$0
AC_563001 Improv Other Than Bldgs	\$548,467	\$61,159	\$0	\$0	\$0

Revenue And Expense Report All Other Funds

FD_31351 - FY16 Bank Note Stormwater

	FY16 Actual	FY17 Actual	FY18 Adopted	FY18 Projected	FY19 Recommended
AC_564000 Machinery and Equipment	\$0	\$3,775	\$0	\$0	\$0
Sub Total	\$9,795,345	\$5,597,853	\$0	\$0	\$0
<u>Transfer To Other Funds</u>					
AC_591107 Transfer to Stormwater Special Revenue Fund	\$4,521,514	\$0	\$0	\$0	\$0
AC_591310 Transfer to - Stormwater Capital Projects	\$1,189,365	\$0	\$0	\$0	\$0
Sub Total	\$5,710,879	\$0	\$0	\$0	\$0
Total Expense	\$16,984,895	\$6,502,422	\$62,463	\$0	\$0

Revenue And Expense Report All Other Funds

FD 31500 - University of Tampa - Plant Hall Capital Projects

	FY16 Actual	FY17 Actual	FY18 Adopted	FY18 Projected	FY19 Recommended
<u>Revenue</u>					
<u>Miscellaneous Revenue</u>					
AC_361099 Amortization Premium Discount Investments	\$0	\$42	\$0	\$0	\$0
AC_361101 Int Earng-Pooled Cash	\$0	\$748	\$0	\$3,250	\$0
AC_361103 Int Earnings-1st Union	\$0	\$74	\$0	\$425	\$0
AC_366000 Contributions and Donations From Private Sources	\$0	\$150,005	\$135,000	\$135,000	\$135,000
Sub Total	\$0	\$150,869	\$135,000	\$138,675	\$135,000
<u>Transfer from Fund Balances</u>					
AC_369936 Unassigned Use of Fund Balance	\$0	\$0	\$0	\$0	\$6,146
Sub Total	\$0	\$0	\$0	\$0	\$6,146
<u>Transfer From</u>					
AC_381101 Transfer From Utilities Services Tax Fund	\$0	\$0	\$135,000	\$135,000	\$135,000
AC_381314 Transfer From Utilities Services Tax Capital Project Fund	\$0	\$570,292	\$0	\$0	\$0
Sub Total	\$0	\$570,292	\$135,000	\$135,000	\$135,000
Total Revenue	\$0	\$721,162	\$270,000	\$273,675	\$276,146
<u>Expense</u>					
<u>Capital</u>					
AC_562001 Improvements to Buildings	\$0	\$207,450	\$135,000	\$647,842	\$135,000
Sub Total	\$0	\$207,450	\$135,000	\$647,842	\$135,000
<u>Aids and Grants</u>					
AC_581000 Aids to Government Agencies	\$0	\$0	\$135,000	\$135,000	\$135,000
Sub Total	\$0	\$0	\$135,000	\$135,000	\$135,000
<u>Budget Reserves</u>					
AC_569999 Capital Outlay Budget Reserve	\$0	\$0	\$0	\$0	\$6,146
Sub Total	\$0	\$0	\$0	\$0	\$6,146
Total Expense	\$0	\$207,450	\$270,000	\$782,842	\$276,146

Revenue And Expense Report All Other Funds

FD 30400 - Transportation Grants Capital Projects

	FY16 Actual	FY17 Actual	FY18 Adopted	FY18 Projected	FY19 Recommended
Revenue					
<u>Intergovernmental Revenues</u>					
AC_331490 Federal Grant - Other Transportation	\$90,877	(\$1,628)	\$0	\$0	\$0
AC_331900 Federal Grant - Other	(\$73,494)	\$73,494	\$0	\$0	\$0
AC_334900 State Grant - Other	\$0	(\$37,977)	\$0	\$0	\$0
AC_334901 FDOT-Local Agency Program	\$1,010,668	\$2,627,807	\$3,995,504	\$3,995,504	\$0
Sub Total	\$1,028,051	\$2,661,696	\$3,995,504	\$3,995,504	\$0
<u>Miscellaneous Revenue</u>					
AC_361099 Amortization Premium Discount Investments	(\$8)	(\$326)	\$0	\$0	\$0
AC_361101 Int Earng-Pooled Cash	(\$2,666)	(\$5,061)	\$0	\$0	\$0
AC_361103 Int Earnings-1st Union	(\$272)	(\$497)	\$0	\$0	\$0
AC_361200 Dividends Interest and Other Earnings	(\$2)	\$0	\$0	\$0	\$0
Sub Total	(2,948)	(5,883)	\$0	\$0	\$0
Total Revenue	\$1,025,103	\$2,655,813	\$3,995,504	\$3,995,504	\$0
Expense					
<u>Other Services and Charges</u>					
AC_548001 Advertising	\$26	\$0	\$0	\$0	\$0
Sub Total	\$26	\$0	\$0	\$0	\$0
<u>Capital</u>					
AC_560005 Professional Services Capital	\$0	\$47,805	\$248,263	\$376,458	\$0
AC_561000 Land	\$0	\$0	\$1,130,227	\$1,130,227	\$0
AC_563000 Infrastructure	\$289,499	\$0	\$0	\$52,853	\$0
AC_563001 Improv Other Than Bldgs	\$735,578	\$2,608,008	\$2,617,014	\$7,129,565	\$0
Sub Total	\$1,025,076	\$2,655,813	\$3,995,504	\$8,689,103	\$0
Total Expense	\$1,025,103	\$2,655,813	\$3,995,504	\$8,689,103	\$0

Revenue And Expense Report All Other Funds

FD 10200 - Local Option Gas Tax

	FY16 Actual	FY17 Actual	FY18 Adopted	FY18 Projected	FY19 Recommended
Revenue					
<u>Tax Revenues - Other Taxes</u>					
AC_312400 Local Opt-Gas Tax	\$10,723,126	\$11,022,125	\$10,700,000	\$10,900,000	\$10,900,000
Sub Total	\$10,723,126	\$11,022,125	\$10,700,000	\$10,900,000	\$10,900,000
<u>Licenses and Permits</u>					
AC_322106 Sub Fee-Site Plan Review	\$4,520	\$1,885	\$5,000	\$10,000	\$5,000
AC_325300 Non-Ad Valorem District Assessment	\$0	\$0	\$0	\$345,000	\$350,000
AC_325600 Interbay District	\$0	\$0	\$10,000	\$10,000	\$10,000
AC_325601 Westshore District	\$0	\$0	\$10,000	\$10,000	\$10,000
AC_325603 Central/East Tampa District	\$0	\$0	\$4,600	\$4,600	\$4,600
AC_325605 University North District	\$0	\$0	\$1,400	\$1,400	\$1,400
AC_329005 R-O-W Permits	\$33,770	\$0	\$0	\$0	\$0
AC_329007 R-O-W Permits-New Const/Mains	\$29,405	\$0	\$0	\$0	\$0
Sub Total	\$67,695	\$1,885	\$31,000	\$381,000	\$381,000
<u>Intergovernmental Revenues</u>					
AC_334407 FDOT-Traffic Signals Operating Maint	\$804,536	\$1,356,095	\$1,356,095	\$1,118,590	\$1,118,590
AC_334413 FDOT-Street Light Operating Maintenance	\$817,725	\$842,295	\$842,294	\$775,372	\$775,372
AC_335120 State Revenue Sharing	\$3,790,630	\$4,014,857	\$4,061,000	\$4,061,000	\$4,061,000
AC_335200 Non Ad Valorem Assessment	\$346,172	\$346,564	\$350,000	\$0	\$0
AC_335490 Motor Fuel Tax Rebate	\$62,835	\$53,991	\$65,000	\$54,899	\$55,000
AC_337102 Expressway Authority	\$1,497	\$0	\$0	\$0	\$0
AC_337404 HillsboroughCounty-Maintenance City Streets	\$1,088,439	\$1,729,353	\$1,729,353	\$1,729,353	\$1,729,353
AC_338002 HillsboroughCounty-Aviation Authority	\$15,660	\$18,370	\$15,660	\$25,761	\$20,000
AC_338003 HillsboroughCounty-9Th Cent Gas Tax	\$1,774,924	\$1,657,576	\$1,800,000	\$1,800,000	\$1,800,000
Sub Total	\$8,702,418	\$10,019,100	\$10,219,402	\$9,564,975	\$9,559,315
<u>Service Charges</u>					
AC_342900 Service Charge - Other Public Safety Charges and Fees	\$0	\$61,591	\$0	\$143,458	\$0
AC_343903 Asphalt Patching-Mobilization	\$9,887	\$201,025	\$90,000	\$120,000	\$100,000
AC_347401 TSA Events	\$63,232	\$45,995	\$70,000	\$40,000	\$55,000
AC_347402 Special Events	\$157,543	\$80,668	\$55,000	\$75,000	\$70,000
AC_347403 Ybor-Special Events	\$60,821	\$31,156	\$37,000	\$25,000	\$37,000
AC_349001 Work For Enterprise Departments	\$207,397	\$16,374	\$125,000	\$11,542	\$50,000
AC_349002 Reimb From Interdept Billing	\$0	\$19,067	\$0	\$0	\$0
Sub Total	\$498,879	\$455,875	\$377,000	\$415,000	\$312,000

Revenue And Expense Report All Other Funds

FD 10200 - Local Option Gas Tax

	FY16 Actual	FY17 Actual	FY18 Adopted	FY18 Projected	FY19 Recommended
<u>Miscellaneous Revenue</u>					
AC_361099 Amortization Premium Discount Investments	(\$141)	(\$283)	\$0	\$0	\$0
AC_361101 Int Earng-Pooled Cash	(\$13,933)	(\$4,074)	\$4,583	\$4,537	\$0
AC_361103 Int Earnings-1st Union	(\$1,521)	(\$431)	\$0	\$0	\$0
AC_361200 Dividends Interest and Other Earnings	(\$22)	(\$1)	\$0	\$0	\$0
AC_361301 Int On Taxes	\$16	\$26	\$0	\$698	\$0
AC_362006 Rent-Miscellaneous	\$3,000	\$3,000	\$0	\$0	\$0
AC_362007 Sun Bank-Lease Payments	\$16,517	\$16,687	\$20,000	\$11,373	\$15,000
AC_364400 Sale of City Property	\$200	\$328,346	\$0	\$51,905	\$0
AC_365001 Scrap Metal Sales	\$8,849	\$0	\$5,000	\$7,006	\$16,850
AC_366000 Contributions and Donations From Private Sources	\$0	\$0	\$0	\$654	\$0
AC_369934 Miscellaneous Revenues	\$253	\$163	\$25,000	\$0	\$0
Sub Total	\$13,218	\$343,433	\$54,583	\$76,173	\$31,850
<u>Transfer From</u>					
AC_381000 Inter-Fund Group Transfers in Non-Operating	\$1,080	\$0	\$0	\$0	\$0
AC_381101 Transfer From Utilities Services Tax Fund	\$5,999,673	\$10,522,064	\$12,122,064	\$12,122,064	\$4,490,988
AC_381611 Transfer From Subdivision Streetlighting Fee	\$0	\$0	\$143,458	\$143,458	\$130,096
Sub Total	\$6,000,753	\$10,522,064	\$12,265,522	\$12,265,522	\$4,621,084
Total Revenue	\$26,006,090	\$32,364,483	\$33,647,507	\$33,602,670	\$25,805,249

Expense

Personal Services

AC_512000 Regular Salaries and Wages	\$5,779,989	\$6,312,197	\$8,452,827	\$6,800,000	\$8,936,877
AC_512002 Terminal Leave	\$125,169	\$82,938	\$53,218	\$53,218	\$53,218
AC_512003 Longevity Awards	\$86,181	\$100,833	\$102,250	\$102,250	\$102,250
AC_512004 Out of Grade Pay	\$2,856	\$738	\$0	\$0	\$0
AC_512005 Holiday Pay	\$286,232	\$309,945	\$0	\$290,957	\$0
AC_512006 Floating Holiday	\$24,044	\$23,870	\$0	\$31,019	\$0
AC_512031 Reserve for Vacancies	\$0	\$0	(254,611)	\$0	(254,611)
AC_514000 Overtime	\$330,455	\$428,134	\$361,300	\$535,457	\$430,560
AC_515000 Special Pay	\$1,145	\$1,195	\$0	\$0	\$1,201
AC_516000 Compensated Annual Leave	\$423,407	\$429,603	\$0	\$462,765	\$0
AC_517000 Compensated Sick Leave	\$316,465	\$291,954	\$0	\$345,435	\$0
AC_521000 FICA Taxes	\$435,695	\$471,512	\$524,075	\$524,075	\$554,087

Revenue And Expense Report All Other Funds

FD 10200 - Local Option Gas Tax

	FY16 Actual	FY17 Actual	FY18 Adopted	FY18 Projected	FY19 Recommended
AC_521001 1.45% Medicare Match	\$102,071	\$110,504	\$122,566	\$122,566	\$129,585
AC_522000 Retirement Contributions	\$674,662	\$975,029	\$977,347	\$977,347	\$1,060,465
AC_523000 Life Insurance	\$16,950	\$18,364	\$17,537	\$17,537	\$18,768
AC_523001 Accidental D&D Insurance	\$4,039	\$4,373	\$4,175	\$4,175	\$4,468
AC_523002 Employee Health Insurance	\$1,427,119	\$1,446,512	\$1,588,180	\$1,588,180	\$1,498,086
AC_523003 Long-Term Disability Insurance	\$6,612	\$6,844	\$7,934	\$7,934	\$8,490
AC_524000 Workers Compensation child	\$576,881	\$415,960	\$228,280	\$228,280	\$296,148
AC_525000 Unemployment Compensation	\$2,527	\$2,120	\$7,607	\$7,607	\$8,043
Sub Total	\$10,622,497	\$11,432,625	\$12,192,685	\$12,098,802	\$12,847,635
<u>Contractual Services</u>					
AC_531000 Professional Services	\$75,567	\$113,022	\$230,000	\$191,000	\$236,906
AC_531001 Employee Training Cost-Professional Services	\$18,764	\$1,751	\$23,200	\$23,200	\$10,000
AC_531002 Other-Professional Services	\$56,381	\$66,242	\$149,750	\$144,750	\$157,950
AC_534000 Other Services	\$451,507	\$222,671	\$453,979	\$453,979	\$415,873
AC_534007 Other-Contractual Services	\$1,291	\$1,601	\$2,000	\$6,000	\$0
AC_534008 Temp Personnel-Contractual Services	\$98,377	\$78,992	\$90,000	\$76,000	\$45,000
Sub Total	\$701,887	\$484,279	\$948,929	\$894,929	\$865,729
<u>Other Services and Charges</u>					
AC_545001 Interdept-Premium Costs-Insurance	\$211,179	\$264,714	\$341,148	\$341,148	\$460,266
AC_540000 Travel and Per Diem	\$6,109	\$6,202	\$5,000	\$5,000	\$2,500
AC_540001 Motor Pool Rental	\$643,782	\$618,344	\$605,000	\$605,000	\$605,000
AC_541000 Comm Svcs - Fiber Optics and VoIP	\$53,019	\$45,887	\$37,700	\$37,700	\$34,107
AC_541001 Freight & Moving-Transportation	\$63	\$134	\$0	\$100	\$0
AC_541002 Postage-Inside-Transportation	\$0	\$0	\$200	\$100	\$100
AC_541003 Postage-Outside-Transportation	\$1,148	\$4,883	\$2,700	\$2,700	\$3,000
AC_541004 Postage-Indirect Costs-Transportation	\$0	\$0	\$0	\$0	\$5,846
AC_541010 Comm Svcs - Cellular Charges	\$27,603	\$40,746	\$36,540	\$46,540	\$45,000
AC_542000 Freight & Postage Services	\$5	\$0	\$100	\$100	\$100
AC_543000 Utility Services	\$172	(801)	\$0	\$184,700	\$0
AC_543001 City-Utility Services	\$36	\$38	\$0	\$50	\$0
AC_543002 Electric-Utility Services	\$6,260,598	\$6,912,489	\$7,409,150	\$7,224,400	\$7,689,150
AC_543003 McKay Bay-Utility Services	\$0	\$0	\$50	\$50	\$50
AC_544000 Rentals and Leases	\$10,255	\$31,900	\$14,700	\$24,700	\$13,900
AC_546000 Repair and Maintenance Services	\$406,743	\$691,763	\$808,100	\$680,000	\$684,380
AC_546001 Copier Maintenance	\$14,636	\$8,965	\$12,700	\$12,700	\$7,500

Revenue And Expense Report All Other Funds

FD 10200 - Local Option Gas Tax

	FY16 Actual	FY17 Actual	FY18 Adopted	FY18 Projected	FY19 Recommended
AC_546002 Computers-Repair and Maintenance	\$54,689	\$72,053	\$76,000	\$76,000	\$62,450
AC_547002 Copy Services	\$0	\$0	\$150	\$150	\$150
AC_548000 Promotional Activities	\$2,001	\$2,018	\$3,050	\$3,050	\$2,700
AC_548001 Advertising	\$574	\$605	\$200	\$0	\$600
AC_549002 Licenses, Fees & Fines	\$9,764	\$2,526	\$5,450	\$5,450	\$5,200
AC_549015 Cost Allocation-General Fund Services	\$180,000	\$500,000	\$500,000	\$500,000	\$500,000
AC_549026 Oracle Bad Debt Expense	\$0	(59,029)	\$0	\$0	\$0
AC_549027 Cost Allocation Risk Administration	\$140,554	\$177,402	\$106,481	\$106,481	\$94,108
Sub Total	\$8,022,930	\$9,320,840	\$9,964,419	\$9,856,119	\$10,216,107
<u>Supplies-Materials and Minor Equipment</u>					
AC_551000 Office Supplies	\$17,512	\$15,659	\$22,700	\$22,700	\$18,000
AC_552000 Operating Supplies	\$0	\$0	\$400	\$400	\$300
AC_552001 Fuels & Lubricants	\$5,601	\$149	\$1,600	\$1,600	\$1,600
AC_552003 Uniforms	\$24,481	\$28,442	\$17,671	\$27,671	\$17,671
AC_552004 Other-Supplies & Materials	\$133,423	\$60,044	\$92,900	\$55,000	\$43,200
AC_552005 Tools & Minor Equip	\$25,607	\$22,647	\$12,600	\$12,600	\$9,500
AC_552007 Computers - Bulk Purchases Hardware/Software	\$18,427	\$59,784	\$19,000	\$40,000	\$12,700
AC_552010 Other-Inventory	\$297,703	\$370,290	\$316,700	\$316,710	\$316,700
AC_552011 Tools, Med & Minor Equip-Inventory	\$0	\$0	\$100	\$100	\$200
AC_552012 Inventory Issue Contra-Expense	\$39	\$0	\$100	\$500	\$100
AC_552013 Central Inventory Warehouse Purchases	\$63,345	(777)	\$45,200	\$45,200	\$5,100
AC_554000 Books, Publications, Subscriptions, and Memberships	\$1,154	\$913	\$3,500	\$3,500	\$3,500
AC_554001 Dues & Subscriptions	\$5,903	\$6,085	\$11,500	\$11,500	\$16,500
AC_555000 Training	\$0	\$0	\$1,400	\$1,400	\$2,800
AC_552014 Inventory Adjustment	(29,473)	\$1,070	\$0	\$0	\$0
Sub Total	\$563,722	\$564,307	\$545,371	\$538,881	\$447,871
<u>Capital</u>					
AC_560000 Capital Outlay	\$24	\$0	\$0	\$0	\$0
AC_564000 Machinery and Equipment	\$90,010	\$89,385	\$660,000	\$751,255	\$660,500
AC_564001 Transp Equip	\$0	\$0	\$0	\$30,393	\$0
AC_564004 Computers - Hardware/Software	\$1,582	\$4,339	\$0	\$6,032	\$5,000
Sub Total	\$91,616	\$93,724	\$660,000	\$787,680	\$665,500
<u>Aids and Grants</u>					
AC_581000 Aids to Government Agencies	\$200,000	\$0	\$0	\$0	\$0

Revenue And Expense Report All Other Funds

FD 10200 - Local Option Gas Tax

	FY16 Actual	FY17 Actual	FY18 Adopted	FY18 Projected	FY19 Recommended
Sub Total	\$200,000	\$0	\$0	\$0	\$0
<u>Transfer To Other Funds</u>					
AC_591211 Transfer to FY16 Bank Note - D.S.	\$0	\$55,959	\$161,172	\$71,090	\$162,222
AC_591220 Transfer to Non Ad Valorem Bond Fund	\$0	\$588,054	\$585,385	\$585,385	\$585,385
AC_591306 Transfer to Local Option Gas Tax Capital Project Fund	\$4,717,215	\$9,709,976	\$8,520,000	\$8,520,000	\$0
AC_591501 Transfer to Fleet Maintenance Operation Fund	\$0	\$186,514	\$0	\$0	\$0
Sub Total	\$4,717,215	\$10,540,503	\$9,266,557	\$9,176,475	\$747,607
<u>Interdepartmental Charges</u>					
AC_547001 Interdept-Graphic Design & Typesetting	\$0	(66)	\$0	\$0	\$100
AC_549006 Interdept	\$19,186	\$18,484	\$0	\$0	\$0
AC_549012 Water Resource Coordr-Interdept Chrgs	\$68,258	\$0	\$0	\$0	\$0
AC_549013 Parking Dept-Interdept Charges	\$17,771	\$18,182	\$17,100	\$15,600	\$14,700
AC_549018 TSS - Interdept Charges	\$6,978	\$4,013	\$0	\$1,500	\$0
Sub Total	\$112,192	\$40,612	\$17,100	\$17,100	\$14,800
<u>Budget Reserves</u>					
AC_529999 Personnel Services and Benefits Budget Reserve	\$0	\$0	\$52,446	\$0	\$0
Sub Total	\$0	\$0	\$52,446	\$0	\$0
Total Expense	\$25,032,059	\$32,476,890	\$33,647,507	\$33,369,986	\$25,805,249

Revenue And Expense Report All Other Funds

FD 30600 - Local Option Gas Tax Capital Projects

	FY16 Actual	FY17 Actual	FY18 Adopted	FY18 Projected	FY19 Recommended
Revenue					
<u>Miscellaneous Revenue</u>					
AC_361099 Amortization Premium Discount Investments	\$540	\$2,316	\$0	\$500	\$0
AC_361101 Int Earng-Pooled Cash	\$49,320	\$37,771	\$0	\$20,000	\$0
AC_361103 Int Earnings-1st Union	\$5,118	\$4,109	\$0	\$3,000	\$0
AC_361104 Int Earnings-Emin Domain	\$2	\$0	\$0	\$0	\$0
AC_361200 Dividends Interest and Other Earnings	\$189	\$6	\$0	\$0	\$0
AC_364400 Sale of City Property	\$0	\$15,000	\$0	\$0	\$0
Sub Total	\$55,170	\$59,203	\$0	\$23,500	\$0
<u>Transfer From</u>					
AC_381101 Transfer From Utilities Services Tax Fund	\$2,000,000	\$1,000,000	\$0	\$0	\$9,995,982
AC_381102 Transfer From Local Option Gas Tax	\$4,717,215	\$9,709,976	\$8,520,000	\$8,520,000	\$0
Sub Total	\$6,717,215	\$10,709,976	\$8,520,000	\$8,520,000	\$9,995,982
Total Revenue	\$6,772,385	\$10,769,179	\$8,520,000	\$8,543,500	\$9,995,982
Expense					
<u>Personal Services</u>					
AC_512000 Regular Salaries and Wages	\$42	\$0	\$0	\$0	\$0
Sub Total	\$42	\$0	\$0	\$0	\$0
<u>Contractual Services</u>					
AC_531002 Other-Professional Services	\$4,681	\$57,425	\$0	\$33,079	\$0
AC_534000 Other Services	\$0	\$0	\$0	\$35,967	\$0
Sub Total	\$4,681	\$57,425	\$0	\$69,046	\$0
<u>Other Services and Charges</u>					
AC_549015 Cost Allocation-General Fund Services	\$0	\$1,053,056	\$805,362	\$805,362	\$679,486
AC_549095 Cost Allocation - General Fund Contra	\$512,906	\$0	\$0	\$0	\$0
Sub Total	\$512,906	\$1,053,056	\$805,362	\$805,362	\$679,486
<u>Supplies-Materials and Minor Equipment</u>					
AC_552007 Computers - Bulk Purchases Hardware/Software	\$54	\$540	\$0	\$(540)	\$0
Sub Total	\$54	\$540	\$0	\$(540)	\$0
<u>Capital</u>					
AC_560005 Professional Services Capital	\$1,132,161	\$956,291	\$860,754	\$1,585,581	\$888,012

Revenue And Expense Report All Other Funds

FD_30600 - Local Option Gas Tax Capital Projects

	FY16 Actual	FY17 Actual	FY18 Adopted	FY18 Projected	FY19 Recommended
AC_561000 Land	\$762	\$13,295	\$0	(5,295)	\$0
AC_562001 Improvements to Buildings	\$120	\$0	\$0	\$0	\$0
AC_563000 Infrastructure	\$367,196	\$73,781	\$0	\$464,976	\$0
AC_563001 Improv Other Than Bldgs	\$8,899,272	\$6,834,788	\$6,767,884	\$10,263,348	\$6,848,502
AC_564000 Machinery and Equipment	\$15,172	\$80,273	\$86,000	\$885,399	\$86,000
AC_564004 Computers - Hardware/Software	\$111,845	\$36,400	\$0	\$26,194	\$0
Sub Total	\$10,526,527	\$7,994,828	\$7,714,638	\$13,220,203	\$7,822,514
<u>Aids and Grants</u>					
AC_581000 Aids to Government Agencies	\$29,900	\$0	\$0	\$0	\$0
Sub Total	\$29,900	\$0	\$0	\$0	\$0
<u>Transfer To Other Funds</u>					
AC_591308 Transfer to - Impact Fee - Interbay District Impact Fee Fund	\$56,338	\$0	\$0	\$0	\$0
Sub Total	\$56,338	\$0	\$0	\$0	\$0
<u>Budget Reserves</u>					
AC_599999 Other Uses Budget Reserve	\$0	\$0	\$0	\$0	\$1,493,982
Sub Total	\$0	\$0	\$0	\$0	\$1,493,982
Total Expense	\$11,130,448	\$9,105,849	\$8,520,000	\$14,094,071	\$9,995,982

Revenue And Expense Report All Other Funds

FD 11900 - Non Ad Valorem Assessment-Downtown

	FY16 Actual	FY17 Actual	FY18 Adopted	FY18 Projected	FY19 Recommended
Revenue					
<u>Licenses and Permits</u>					
AC_325300 Non-Ad Valorem District Assessment	\$0	\$2,094,227	\$2,322,700	\$2,322,700	\$2,703,665
Sub Total	\$0	\$2,094,227	\$2,322,700	\$2,322,700	\$2,703,665
<u>Intergovernmental Revenues</u>					
AC_335200 Non Ad Valorem Assessment	\$1,904,827	\$0	\$0	\$0	\$0
Sub Total	\$1,904,827	\$0	\$0	\$0	\$0
<u>Miscellaneous Revenue</u>					
AC_361099 Amortization Premium Discount Investments	\$106	\$956	\$0	\$800	\$0
AC_361101 Int Earng-Pooled Cash	\$9,026	\$14,520	\$0	\$20,000	\$0
AC_361103 Int Earnings-1st Union	\$987	\$1,516	\$0	\$2,000	\$0
AC_361200 Dividends Interest and Other Earnings	\$41	\$2	\$0	\$0	\$0
AC_361301 Int On Taxes	\$151	\$201	\$0	\$0	\$0
Sub Total	\$10,311	\$17,194	\$0	\$22,800	\$0
Total Revenue	\$1,915,138	\$2,111,421	\$2,322,700	\$2,345,500	\$2,703,665
Expense					
<u>Contractual Services</u>					
AC_534000 Other Services	\$1,732,182	\$2,038,200	\$2,317,169	\$2,317,169	\$2,697,651
Sub Total	\$1,732,182	\$2,038,200	\$2,317,169	\$2,317,169	\$2,697,651
<u>Other Services and Charges</u>					
AC_549015 Cost Allocation-General Fund Services	\$5,476	\$6,677	\$5,531	\$5,531	\$6,014
Sub Total	\$5,476	\$6,677	\$5,531	\$5,531	\$6,014
Total Expense	\$1,737,658	\$2,044,877	\$2,322,700	\$2,322,700	\$2,703,665

Revenue And Expense Report All Other Funds

FD 12000 - Non Ad Valorem Assessment-Westshore

	FY16 Actual	FY17 Actual	FY18 Adopted	FY18 Projected	FY19 Recommended
Revenue					
<u>Licenses and Permits</u>					
AC_325300 Non-Ad Valorem District Assessment	\$0	\$504,517	\$545,128	\$545,128	\$593,186
Sub Total	\$0	\$504,517	\$545,128	\$545,128	\$593,186
<u>Intergovernmental Revenues</u>					
AC_335200 Non Ad Valorem Assessment	\$453,782	\$0	\$0	\$0	\$0
Sub Total	\$453,782	\$0	\$0	\$0	\$0
<u>Miscellaneous Revenue</u>					
AC_361099 Amortization Premium Discount Investments	\$75	\$611	\$0	\$400	\$0
AC_361101 Int Earng-Pooled Cash	\$6,063	\$9,385	\$0	\$12,000	\$0
AC_361102 Int Earnings	\$1,588	\$0	\$0	\$0	\$0
AC_361103 Int Earnings-1st Union	\$631	\$1,002	\$0	\$1,600	\$0
AC_361200 Dividends Interest and Other Earnings	\$32	\$2	\$0	\$0	\$0
AC_361301 Int On Taxes	\$51	\$37	\$0	\$3,320	\$0
AC_369920 Refunds and Reimbursements	\$2,340	\$0	\$0	\$0	\$0
Sub Total	\$10,780	\$11,037	\$0	\$17,320	\$0
Total Revenue	\$464,562	\$515,555	\$545,128	\$562,448	\$593,186
Expense					
<u>Contractual Services</u>					
AC_534000 Other Services	\$337,017	\$496,511	\$528,483	\$528,483	\$576,524
Sub Total	\$337,017	\$496,511	\$528,483	\$528,483	\$576,524
<u>Other Services and Charges</u>					
AC_549015 Cost Allocation-General Fund Services	\$4,904	\$6,065	\$6,145	\$6,145	\$6,162
Sub Total	\$4,904	\$6,065	\$6,145	\$6,145	\$6,162
<u>Supplies-Materials and Minor Equipment</u>					
AC_552010 Other-Inventory	\$25	\$0	\$0	\$0	\$0
Sub Total	\$25	\$0	\$0	\$0	\$0
<u>Aids and Grants</u>					
AC_581000 Aids to Government Agencies	\$0	\$0	\$10,500	\$10,500	\$10,500
Sub Total	\$0	\$0	\$10,500	\$10,500	\$10,500
Total Expense	\$341,946	\$502,576	\$545,128	\$545,128	\$593,186

Revenue And Expense Report All Other Funds

FD_31600 - Non Ad Bonds CIP Fund, Series 2016

	FY16 Actual	FY17 Actual	FY18 Adopted	FY18 Projected	FY19 Recommended
Revenue					
<u>Miscellaneous Revenue</u>					
AC_361099 Amortization Premium Discount Investments	\$67	\$5,939	\$0	\$0	\$0
AC_361101 Int Earng-Pooled Cash	\$1,719	\$86,175	\$0	\$40,000	\$0
AC_361103 Int Earnings-1st Union	\$146	\$8,774	\$0	\$5,000	\$0
AC_361200 Dividends Interest and Other Earnings	\$41	\$34	\$0	\$0	\$0
Sub Total	\$1,972	\$100,923	\$0	\$45,000	\$0
<u>Other Revenues</u>					
AC_384001 Bond Proceeds	\$39,760,000	\$0	\$0	\$0	\$0
AC_384004 Bond Premium	\$1,121,017	\$0	\$0	\$0	\$0
Sub Total	\$40,881,017	\$0	\$0	\$0	\$0
Total Revenue	\$40,882,989	\$100,923	\$0	\$45,000	\$0
Expense					
<u>Contractual Services</u>					
AC_531002 Other-Professional Services	\$208,795	\$2,618	\$0	\$0	\$0
Sub Total	\$208,795	\$2,618	\$0	\$0	\$0
<u>Capital</u>					
AC_562001 Improvements to Buildings	\$778,187	\$7,773,353	\$0	\$4,831,398	\$0
AC_563000 Infrastructure	\$876,887	\$940	\$0	\$0	\$0
AC_563001 Improv Other Than Bldgs	\$7,758,846	\$1,329,814	\$0	\$0	\$0
Sub Total	\$9,413,919	\$9,104,107	\$0	\$4,831,398	\$0
<u>Debt Services Related</u>					
AC_571002 Transfer to Escrow Agent	\$6,502,547	\$0	\$0	\$0	\$0
AC_573003 Underwriters Fees	\$714,554	\$0	\$0	\$0	\$0
AC_573004 Original Issue Discount	\$282,257	\$0	\$0	\$0	\$0
Sub Total	\$7,499,358	\$0	\$0	\$0	\$0
<u>Transfer To Other Funds</u>					
AC_591050 Transfer to FY16 Bank Note - Capital	\$8,780,409	\$0	\$0	\$0	\$0
Sub Total	\$8,780,409	\$0	\$0	\$0	\$0
Total Expense	\$25,902,481	\$9,106,724	\$0	\$4,831,398	\$0

Revenue And Expense Report All Other Funds

FD 10700 - Stormwater Service Assessment Fund

	FY16 Actual	FY17 Actual	FY18 Adopted	FY18 Projected	FY19 Recommended
Revenue					
<u>Licenses and Permits</u>					
AC_325200 Stormwater Special Assessments - Service	\$0	\$13,553,703	\$13,924,000	\$13,645,520	\$13,625,000
AC_325201 Stormwater Fees - Service	\$0	\$730,611	\$376,000	\$646,403	\$376,000
AC_325500 Stormwater Fees	\$697,809	\$0	\$0	\$0	\$0
AC_325501 Stormwater Special Assessments	\$13,638,042	\$0	\$0	\$0	\$0
Sub Total	\$14,335,851	\$14,284,314	\$14,300,000	\$14,291,923	\$14,001,000
<u>Intergovernmental Revenues</u>					
AC_334901 FDOT-Local Agency Program	\$0	\$15,450	\$0	\$0	\$0
Sub Total	\$0	\$15,450	\$0	\$0	\$0
<u>Miscellaneous Revenue</u>					
AC_361099 Amortization Premium Discount Investments	\$445	\$4,149	\$0	\$3,304	\$0
AC_361101 Int Earng-Pooled Cash	\$36,583	\$65,140	\$25,000	\$86,667	\$25,000
AC_361103 Int Earnings-1st Union	\$4,134	\$6,592	\$0	\$12,362	\$0
AC_361200 Dividends Interest and Other Earnings	\$168	\$4	\$0	\$0	\$0
AC_361301 Int On Taxes	\$1,024	\$2,015	\$0	\$4,662	\$0
AC_364400 Sale of City Property	\$0	\$186,553	\$0	\$250,000	\$0
AC_369911 Comm-Vending Machine-Academy	\$106	\$0	\$0	\$0	\$0
AC_369934 Miscellaneous Revenues	\$23	\$5,021	\$0	\$17	\$0
Sub Total	\$42,485	\$269,475	\$25,000	\$357,012	\$25,000
<u>Transfer from Fund Balances</u>					
AC_369936 Unassigned Use of Fund Balance	\$0	\$0	\$297,653	\$0	\$262,592
Sub Total	\$0	\$0	\$297,653	\$0	\$262,592
<u>Other Revenues</u>					
AC_383000 Installment Purchases & Capital Lease Proceeds Other Sources	\$608,158	\$730,126	\$0	\$0	\$0
Sub Total	\$608,158	\$730,126	\$0	\$0	\$0
<u>Transfer From</u>					
AC_381000 Inter-Fund Group Transfers in Non-Operating	\$4,521,514	\$0	\$0	\$0	\$0
AC_381101 Transfer From Utilities Services Tax Fund	\$1,600,000	\$2,000,000	\$2,000,000	\$2,000,000	\$2,000,000
Sub Total	\$6,121,514	\$2,000,000	\$2,000,000	\$2,000,000	\$2,000,000
Total Revenue	\$21,108,008	\$17,299,364	\$16,622,653	\$16,648,935	\$16,288,592

Expense

Revenue And Expense Report All Other Funds

FD 10700 - Stormwater Service Assessment Fund

	FY16 Actual	FY17 Actual	FY18 Adopted	FY18 Projected	FY19 Recommended
<u>Personal Services</u>					
AC_512000 Regular Salaries and Wages	\$3,404,009	\$3,686,745	\$5,148,136	\$4,092,635	\$5,262,430
AC_512002 Terminal Leave	\$26,433	\$11,917	\$36,982	\$36,982	\$36,982
AC_512003 Longevity Awards	\$86,104	\$60,208	\$68,000	\$68,000	\$68,000
AC_512005 Holiday Pay	\$188,016	\$187,042	\$0	\$204,819	\$0
AC_512006 Floating Holiday	\$15,693	\$15,820	\$0	\$17,359	\$0
AC_512031 Reserve for Vacancies	\$0	\$0	(155,876)	\$0	(155,876)
AC_514000 Overtime	\$163,320	\$197,461	\$233,700	\$233,700	\$233,700
AC_515000 Special Pay	\$863	\$787	\$0	\$1,100	\$781
AC_516000 Compensated Annual Leave	\$265,976	\$282,754	\$0	\$309,411	\$0
AC_517000 Compensated Sick Leave	\$223,800	\$160,828	\$0	\$196,068	\$0
AC_521000 FICA Taxes	\$262,688	\$264,649	\$319,185	\$279,612	\$326,271
AC_521001 1.45% Medicare Match	\$61,435	\$61,192	\$74,648	\$65,394	\$76,305
AC_522000 Retirement Contributions	\$446,841	\$571,172	\$619,318	\$619,318	\$625,770
AC_523000 Life Insurance	\$10,867	\$11,150	\$10,674	\$11,409	\$11,051
AC_523001 Accidental D&D Insurance	\$2,588	\$2,656	\$2,558	\$2,714	\$2,631
AC_523002 Employee Health Insurance	\$923,381	\$876,133	\$965,674	\$965,674	\$943,668
AC_523003 Long-Term Disability Insurance	\$4,015	\$4,106	\$4,860	\$4,252	\$4,999
AC_524000 Workers Compensation child	\$265,519	\$169,390	\$65,228	\$65,228	\$67,648
AC_525000 Unemployment Compensation	\$1,821	(1,289)	\$4,633	\$4,540	\$4,736
Sub Total	\$6,353,368	\$6,562,722	\$7,397,720	\$7,178,215	\$7,509,096
<u>Contractual Services</u>					
AC_531000 Professional Services	\$20,193	\$20,000	\$0	\$20,000	\$0
AC_531001 Employee Training Cost-Professional Services	\$603	\$3,489	\$11,200	\$10,976	\$7,000
AC_531002 Other-Professional Services	\$25,129	\$183,160	\$122,500	\$120,050	\$132,500
AC_534000 Other Services	\$1,637,059	\$1,706,240	\$2,194,031	\$2,186,150	\$2,581,319
AC_534007 Other-Contractual Services	\$127,100	\$305,998	\$650,000	\$637,000	\$172,334
AC_534009 Computers-Contractual Services	\$0	\$537	\$0	\$0	\$0
Sub Total	\$1,810,083	\$2,219,424	\$2,977,731	\$2,974,176	\$2,893,153
<u>Other Services and Charges</u>					
AC_545001 Interdept-Premium Costs-Insurance	\$221,307	\$276,046	\$252,186	\$252,186	\$236,052
AC_540000 Travel and Per Diem	\$1,523	\$1,580	\$3,995	\$3,915	\$5,000
AC_540001 Motor Pool Rental	\$605,130	\$645,924	\$662,694	\$649,440	\$662,694
AC_541000 Comm Svcs - Fiber Optics and VoIP	\$24,011	\$25,506	\$20,720	\$32,868	\$26,000
AC_541003 Postage-Outside-Transportation	\$138,164	\$18,866	\$750	\$735	\$500

Revenue And Expense Report All Other Funds

FD 10700 - Stormwater Service Assessment Fund

	FY16	FY17	FY18	FY18	FY19
	Actual	Actual	Adopted	Projected	Recommended
AC_541004 Postage-Indirect Costs-Transportation	\$2,065	\$2,065	\$2,065	\$2,024	\$5,846
AC_541010 Comm Svcs - Cellular Charges	\$14,478	\$38,555	\$43,653	\$42,780	\$31,653
AC_543001 City-Utility Services	\$14,081	\$14,130	\$15,000	\$14,700	\$15,000
AC_543002 Electric-Utility Services	\$41,912	\$42,266	\$35,000	\$34,300	\$35,000
AC_543003 McKay Bay-Utility Services	\$37,236	\$31,617	\$11,500	\$11,270	\$11,500
AC_544000 Rentals and Leases	\$2,932	\$4,088	\$50,000	\$49,000	\$25,000
AC_546000 Repair and Maintenance Services	\$168,919	\$849,385	\$750,000	\$735,000	\$750,000
AC_546001 Copier Maintenance	\$1,085	\$1,073	\$2,500	\$2,450	\$2,500
AC_546002 Computers-Repair and Maintenance	\$20,902	\$22,067	\$23,000	\$11,146	\$18,352
AC_547000 Printing and Binding	\$2,444	\$3,118	\$2,500	\$2,450	\$6,000
AC_547002 Copy Services	\$235	\$186	\$1,000	\$980	\$0
AC_548001 Advertising	\$463	\$3,896	\$675	\$662	\$0
AC_549002 Licenses, Fees & Fines	\$1,258	\$2,028	\$3,000	\$8,500	\$33,311
AC_549015 Cost Allocation-General Fund Services	\$1,075,380	\$1,025,635	\$1,136,916	\$1,136,916	\$1,305,837
AC_549027 Cost Allocation Risk Administration	\$81,366	\$31,479	\$61,143	\$61,143	\$57,298
Sub Total	\$2,454,889	\$3,039,508	\$3,078,297	\$3,052,465	\$3,227,543
<u>Supplies-Materials and Minor Equipment</u>					
AC_551000 Office Supplies	\$5,436	\$5,911	\$1,000	\$2,799	\$1,000
AC_552001 Fuels & Lubricants	\$0	\$40	\$0	\$0	\$0
AC_552003 Uniforms	\$24,883	\$25,988	\$15,000	\$24,672	\$15,000
AC_552004 Other-Supplies & Materials	\$190,261	\$261,806	\$200,500	\$203,860	\$300,000
AC_552005 Tools & Minor Equip	\$9,681	\$14,162	\$20,500	\$15,000	\$15,000
AC_552007 Computers - Bulk Purchases Hardware/Software	\$4,591	\$23,028	\$7,000	\$6,860	\$7,000
AC_552010 Other-Inventory	\$450,935	\$532,816	\$350,000	\$295,191	\$350,000
AC_552013 Central Inventory Warehouse Purchases	\$3,451	\$0	\$5,000	\$4,900	\$5,000
AC_552996 POETA Clearing	\$0	\$291	\$0	\$0	\$0
AC_554000 Books, Publications, Subscriptions, and Memberships	\$2,530	\$2,650	\$2,800	\$2,744	\$2,800
AC_554001 Dues & Subscriptions	\$80	\$450	\$1,100	\$46,874	\$0
AC_555000 Training	\$6,808	\$5,439	\$1,000	\$1,000	\$0
AC_552997 Oracle Expense Clearing	\$0	\$1,315	\$0	\$0	\$0
Sub Total	\$698,655	\$873,896	\$603,900	\$603,900	\$695,800
<u>Capital</u>					
AC_564000 Machinery and Equipment	\$1,076,740	\$150,465	\$0	\$0	\$609,000
AC_564001 Transp Equip	\$1,629,797	\$2,227,487	\$0	\$2,218,243	\$1,351,000
AC_564004 Computers - Hardware/Software	\$0	\$0	\$21,000	\$15,641	\$0

Revenue And Expense Report All Other Funds

FD 10700 - Stormwater Service Assessment Fund

	FY16 Actual	FY17 Actual	FY18 Adopted	FY18 Projected	FY19 Recommended
Sub Total	\$2,706,537	\$2,377,952	\$21,000	\$2,233,884	\$1,960,000
<u>Debt Services Related</u>					
AC_571001 Principal Lease Purchase	\$191,602	\$300,815	\$277,800	\$250,800	\$0
AC_571002 Transfer to Escrow Agent	\$0	\$0	\$0	\$1,714	\$0
AC_572002 Interest-Other Than Bonds	\$57,627	\$22,242	\$0	\$25,286	\$0
Sub Total	\$249,229	\$323,056	\$277,800	\$277,800	\$0
<u>Transfer To Other Funds</u>					
AC_591011 Transfer To General Fund	\$206,723	\$0	\$0	\$0	\$0
AC_591314 Transfer to - Utilities Services Tax Capital Project Fund	\$0	\$0	\$0	\$200,000	\$0
Sub Total	\$206,723	\$0	\$0	\$200,000	\$0
<u>Interdepartmental Charges</u>					
AC_549006 Interdept	\$6,152	\$6,072	\$0	\$6,041	\$0
AC_549012 Water Resource Coordr-Interdept Chrgs	\$4,403	\$0	\$0	\$0	\$0
AC_549013 Parking Dept-Interdept Charges	\$3,099	\$3,124	\$3,000	\$3,000	\$3,000
AC_549018 TSS - Interdept Charges	\$0	\$3,759	\$0	\$0	\$0
Sub Total	\$13,654	\$12,956	\$3,000	\$9,041	\$3,000
<u>Budget Reserves</u>					
AC_579999 Debt Budget Reserve	\$0	\$0	\$270,000	\$0	\$0
AC_599999 Other Uses Budget Reserve	\$0	\$0	\$1,993,205	\$0	\$0
Sub Total	\$0	\$0	\$2,263,205	\$0	\$0
Total Expense	\$14,493,138	\$15,409,514	\$16,622,653	\$16,529,481	\$16,288,592

Revenue And Expense Report All Other Funds

FD 31000 - Stormwater Capital Projects

	FY16 Actual	FY17 Actual	FY18 Adopted	FY18 Projected	FY19 Recommended
Revenue					
<u>Intergovernmental Revenues</u>					
AC_337302 Southwest Fla Water Mang Dist(SWFWMD)	\$315,183	\$0	\$0	\$0	\$0
Sub Total	\$315,183	\$0	\$0	\$0	\$0
<u>Miscellaneous Revenue</u>					
AC_361099 Amortization Premium Discount Investments	(\$8)	\$346	\$0	\$0	\$0
AC_361101 Int Earng-Pooled Cash	(\$106)	\$5,071	\$0	\$4,500	\$0
AC_361103 Int Earnings-1st Union	(\$76)	\$514	\$0	\$0	\$0
AC_361200 Dividends Interest and Other Earnings	(\$1)	\$2	\$0	\$0	\$0
AC_369913 Ref of Py Expenditures	\$0	\$213,576	\$0	\$0	\$0
Sub Total	(191)	\$219,510	\$0	\$4,500	\$0
<u>Transfer From</u>					
AC_381000 Inter-Fund Group Transfers in Non-Operating	\$1,189,365	\$0	\$0	\$0	\$0
Sub Total	\$1,189,365	\$0	\$0	\$0	\$0
Total Revenue	\$1,504,357	\$219,510	\$0	\$4,500	\$0
Expense					
<u>Other Services and Charges</u>					
AC_549026 Oracle Bad Debt Expense	(8,138)	\$0	\$0	\$0	\$0
Sub Total	(8,138)	\$0	\$0	\$0	\$0
<u>Capital</u>					
AC_560005 Professional Services Capital	\$211,589	\$97,156	\$0	\$514,040	\$0
AC_563000 Infrastructure	\$4,281	\$0	\$0	\$0	\$0
AC_563001 Improv Other Than Bldgs	\$354,823	\$15,104	\$0	\$115,076	\$0
Sub Total	\$570,694	\$112,260	\$0	\$629,116	\$0
<u>Aids and Grants</u>					
AC_581000 Aids to Government Agencies	\$123,866	\$25,470	\$0	\$0	\$0
Sub Total	\$123,866	\$25,470	\$0	\$0	\$0
Total Expense	\$686,422	\$137,730	\$0	\$629,116	\$0

Revenue And Expense Report All Other Funds

FD 31700 - Stormwater Improv Assessment Cap Fund

	FY16 Actual	FY17 Actual	FY18 Adopted	FY18 Projected	FY19 Recommended
Revenue					
<u>Licenses and Permits</u>					
AC_325100 Stormwater Improvement Assessments	\$0	\$6,969,309	\$7,712,900	\$7,702,917	\$9,989,329
Sub Total	\$0	\$6,969,309	\$7,712,900	\$7,702,917	\$9,989,329
<u>Miscellaneous Revenue</u>					
AC_361099 Amortization Premium Discount Investments	\$0	\$2,351	\$0	\$0	\$0
AC_361101 Int Earng-Pooled Cash	\$0	\$36,425	\$0	\$0	\$0
AC_361103 Int Earnings-1st Union	\$0	\$3,410	\$0	\$0	\$0
Sub Total	\$0	\$42,185	\$0	\$0	\$0
<u>Transfer from Fund Balances</u>					
AC_369936 Unassigned Use of Fund Balance	\$0	\$0	\$6,669,288	\$0	\$0
Sub Total	\$0	\$0	\$6,669,288	\$0	\$0
Total Revenue	\$0	\$7,011,494	\$14,382,188	\$7,702,917	\$9,989,329
Expense					
<u>Contractual Services</u>					
AC_531002 Other-Professional Services	\$0	\$0	\$0	\$100,000	\$0
Sub Total	\$0	\$0	\$0	\$100,000	\$0
<u>Other Services and Charges</u>					
AC_549015 Cost Allocation-General Fund Services	\$0	\$0	\$0	\$0	\$1,155,591
Sub Total	\$0	\$0	\$0	\$0	\$1,155,591
<u>Capital</u>					
AC_560005 Professional Services Capital	\$0	\$0	\$0	\$288,558	\$0
AC_563000 Infrastructure	\$0	\$0	\$500,000	\$3,397,000	\$2,000,000
Sub Total	\$0	\$0	\$500,000	\$3,685,558	\$2,000,000
<u>Debt Services Related</u>					
AC_573000 Other Debt Service Costs	\$0	\$0	\$0	\$200,000	\$0
Sub Total	\$0	\$0	\$0	\$200,000	\$0
<u>Transfer To Other Funds</u>					
AC_591211 Transfer to FY16 Bank Note - D.S.	\$0	\$363,782	\$1,631,868	\$449,861	\$579,133
AC_591213 Transfer to Stormwater Debt Service Fund	\$0	\$0	\$0	\$2,396,751	\$5,669,378
Sub Total	\$0	\$363,782	\$1,631,868	\$2,846,612	\$6,248,511

Revenue And Expense Report All Other Funds

FD 31700 - Stormwater Improv Assessment Cap Fund

	FY16 Actual	FY17 Actual	FY18 Adopted	FY18 Projected	FY19 Recommended
<u>Budget Reserves</u>					
AC_579999 Debt Budget Reserve	\$0	\$0	\$3,775,822	\$0	\$0
AC_599999 Other Uses Budget Reserve	\$0	\$0	\$8,474,498	\$0	\$585,227
Sub Total	\$0	\$0	\$12,250,320	\$0	\$585,227
Total Expense	\$0	\$363,782	\$14,382,188	\$6,832,170	\$9,989,329

Revenue And Expense Report All Other Funds

FD 31800 - Stormwater Bonds, Series 2018 Capital Projects Fund

	FY16 Actual	FY17 Actual	FY18 Adopted	FY18 Projected	FY19 Recommended
<u>Revenue</u>					
<u>Miscellaneous Revenue</u>					
AC_361101 Int Earng-Pooled Cash	\$0	\$0	\$0	\$0	\$459,940
Sub Total	\$0	\$0	\$0	\$0	\$459,940
<u>Other Revenues</u>					
AC_384001 Bond Proceeds	\$0	\$0	\$72,150,000	\$84,560,000	\$0
AC_384004 Bond Premium	\$0	\$0	\$0	\$13,222,033	\$0
Sub Total	\$0	\$0	\$72,150,000	\$97,782,033	\$0
Total Revenue	\$0	\$0	\$72,150,000	\$97,782,033	\$459,940
<u>Expense</u>					
<u>Personal Services</u>					
AC_512000 Regular Salaries and Wages	\$0	\$0	\$346,902	\$0	\$357,323
AC_521000 FICA Taxes	\$0	\$0	\$21,508	\$0	\$22,154
AC_521001 1.45% Medicare Match	\$0	\$0	\$5,030	\$0	\$5,181
AC_522000 Retirement Contributions	\$0	\$0	\$43,883	\$0	\$0
AC_523000 Life Insurance	\$0	\$0	\$728	\$0	\$750
AC_523001 Accidental D&D Insurance	\$0	\$0	\$173	\$0	\$179
AC_523002 Employee Health Insurance	\$0	\$0	\$69,447	\$0	\$73,692
AC_523003 Long-Term Disability Insurance	\$0	\$0	\$330	\$0	\$339
AC_525000 Unemployment Compensation	\$0	\$0	\$312	\$0	\$322
Sub Total	\$0	\$0	\$488,313	\$0	\$459,940
<u>Capital</u>					
AC_560005 Professional Services Capital	\$0	\$0	\$1,300,000	\$3,951,036	\$0
AC_561000 Land	\$0	\$0	\$0	\$775,246	\$0
AC_563000 Infrastructure	\$0	\$0	\$12,100,000	\$52,129,307	\$0
AC_563001 Improv Other Than Bldgs	\$0	\$0	\$4,500,000	\$14,000,000	\$0
Sub Total	\$0	\$0	\$17,900,000	\$70,855,589	\$0
<u>Debt Services Related</u>					
AC_573000 Other Debt Service Costs	\$0	\$0	\$0	\$385,102	\$0
AC_573003 Underwriters Fees	\$0	\$0	\$0	\$321,342	\$0
Sub Total	\$0	\$0	\$0	\$706,444	\$0
<u>Transfer To Other Funds</u>					

Revenue And Expense Report

All Other Funds

FD 31800 - Stormwater Bonds, Series 2018 Capital Projects Fund

	FY16 Actual	FY17 Actual	FY18 Adopted	FY18 Projected	FY19 Recommended
AC_591211 Transfer to FY16 Bank Note - D.S.	\$0	\$0	\$0	\$26,220,000	\$0
Sub Total	\$0	\$0	\$0	\$26,220,000	\$0
<u>Budget Reserves</u>					
AC_599999 Other Uses Budget Reserve	\$0	\$0	\$53,761,687	\$0	\$0
Sub Total	\$0	\$0	\$53,761,687	\$0	\$0
Total Expense	\$0	\$0	\$72,150,000	\$97,782,033	\$459,940

Revenue And Expense Report All Other Funds

FD 31100 - Tourist Development Tax Capital Projects

	FY16 Actual	FY17 Actual	FY18 Adopted	FY18 Projected	FY19 Recommended
Revenue					
<u>Tax Revenues - Other Taxes</u>					
AC_312101 Local Opt-Resort Tax-Conv Centers	\$2,340,961	\$1,606,702	\$0	\$233,970	\$0
Sub Total	\$2,340,961	\$1,606,702	\$0	\$233,970	\$0
<u>Miscellaneous Revenue</u>					
AC_361099 Amortization Premium Discount Investments	(\$144)	(\$906)	\$0	\$0	\$0
AC_361101 Int Earng-Pooled Cash	(\$11,678)	(\$13,562)	\$0	\$0	\$0
AC_361103 Int Earnings-1st Union	(\$1,207)	(\$1,460)	\$0	\$0	\$0
AC_361200 Dividends Interest and Other Earnings	(\$54)	(\$3)	\$0	\$0	\$0
Sub Total	(13,082)	(15,931)	\$0	\$0	\$0
Total Revenue	\$2,327,879	\$1,590,772	\$0	\$233,970	\$0
Expense					
<u>Capital</u>					
AC_560005 Professional Services Capital	\$192,696	\$0	\$0	\$0	\$0
AC_562001 Improvements to Buildings	\$1,696,685	\$0	\$0	\$0	\$0
AC_563001 Improv Other Than Bldgs	\$41,846	\$0	\$0	\$0	\$0
AC_563004 Computers Bulk Purchases Hardware Software	\$10,410	\$0	\$0	\$0	\$0
AC_563005 Bulk Purchases	\$58,728	\$0	\$0	\$0	\$0
AC_564000 Machinery and Equipment	\$135,473	\$0	\$0	\$0	\$0
AC_564004 Computers - Hardware/Software	\$59,005	\$0	\$0	\$0	\$0
Sub Total	\$2,194,842	\$0	\$0	\$0	\$0
Total Expense	\$2,194,842	\$0	\$0	\$0	\$0

Revenue And Expense Report All Other Funds

FD 30200 - Community Investment Tax Capital Projects

	FY16 Actual	FY17 Actual	FY18 Adopted	FY18 Projected	FY19 Recommended
Revenue					
<u>Tax Revenues - Other Taxes</u>					
AC_312600 Local Opt-Sales Tax	\$17,935,209	\$0	\$0	\$0	\$0
Sub Total	\$17,935,209	\$0	\$0	\$0	\$0
<u>Miscellaneous Revenue</u>					
AC_361099 Amortization Premium Discount Investments	\$936	\$6,280	\$0	\$1,608	\$0
AC_361101 Int Earng-Pooled Cash	\$79,366	\$95,583	\$0	\$54,150	\$0
AC_361103 Int Earnings-1st Union	\$8,094	\$10,560	\$0	\$5,000	\$0
AC_361200 Dividends Interest and Other Earnings	\$376	\$25	\$0	\$0	\$0
Sub Total	\$88,773	\$112,448	\$0	\$60,758	\$0
<u>Transfer from Fund Balances</u>					
AC_369936 Unassigned Use of Fund Balance	\$0	\$0	\$254,410	\$0	\$0
Sub Total	\$0	\$0	\$254,410	\$0	\$0
Total Revenue	\$18,023,982	\$112,448	\$254,410	\$60,758	\$0

Expense

Contractual Services

AC_531002 Other-Professional Services	\$13,337	\$0	\$0	\$1	\$0
Sub Total	\$13,337	\$0	\$0	\$1	\$0

Other Services and Charges

AC_549095 Cost Allocation - General Fund Contra	\$1,056,000	\$0	\$0	\$0	\$0
Sub Total	\$1,056,000	\$0	\$0	\$0	\$0

Capital

AC_560005 Professional Services Capital	\$398,997	\$222,959	\$0	\$86,060	\$0
AC_549024 Overhead Allocation	\$0	\$510	\$0	(\$510)	\$0
AC_561000 Land	\$1,500	\$0	\$0	\$4,463	\$0
AC_562001 Improvements to Buildings	\$462,091	\$954,543	\$0	\$282,217	\$0
AC_563000 Infrastructure	\$2,118,077	\$19,620	\$0	\$594,058	\$0
AC_563001 Improv Other Than Bldgs	\$5,469,339	\$2,105,511	\$254,410	\$6,575,390	\$0
AC_564000 Machinery and Equipment	\$98,664	\$0	\$0	\$169,062	\$0
AC_564001 Transp Equip	\$302,306	\$0	\$0	\$0	\$0
AC_564004 Computers - Hardware/Software	\$549,872	\$863,158	\$0	\$3,648	\$0
AC_567000 Works of Art / Collections	\$17,500	\$24,615	\$0	(\$25,305)	\$0

Revenue And Expense Report All Other Funds

FD_30200 - Community Investment Tax Capital Projects

	FY16 Actual	FY17 Actual	FY18 Adopted	FY18 Projected	FY19 Recommended
Sub Total	\$9,418,347	\$4,190,916	\$254,410	\$7,689,083	\$0
<u>Transfer To Other Funds</u>					
AC_591202 Transfer To Community Investment Tax Debt Service Fun	\$4,917,726	\$0	\$0	\$0	\$0
AC_591419 Transfer to Golf course Capital	\$600,000	\$482,000	\$0	\$0	\$0
AC_591501 Transfer to Fleet Maintenance Operation Fund	\$4,891,000	\$220,500	\$0	\$0	\$0
Sub Total	\$10,408,726	\$702,500	\$0	\$0	\$0
Total Expense	\$20,896,409	\$4,893,416	\$254,410	\$7,689,084	\$0

Revenue And Expense Report All Other Funds

FD 30210 - CIT Program 5 FY17 - FY21 Capital Projects

	FY16 Actual	FY17 Actual	FY18 Adopted	FY18 Projected	FY19 Recommended
Revenue					
<u>Tax Revenues - Other Taxes</u>					
AC_312600 Local Opt-Sales Tax	\$0	\$18,651,364	\$19,040,968	\$19,040,878	\$20,162,981
Sub Total	\$0	\$18,651,364	\$19,040,968	\$19,040,878	\$20,162,981
<u>Miscellaneous Revenue</u>					
AC_361099 Amortization Premium Discount Investments	\$0	(\$962)	\$0	\$0	\$0
AC_361101 Int Earng-Pooled Cash	\$0	(\$14,576)	\$50,000	\$50,000	\$50,000
AC_361103 Int Earnings-1st Union	\$0	(\$1,455)	\$0	\$0	\$0
AC_361200 Dividends Interest and Other Earnings	\$0	\$0	\$0	\$0	\$0
Sub Total	\$0	(16,993)	\$50,000	\$50,000	\$50,000
<u>Transfer from Fund Balances</u>					
AC_369936 Unassigned Use of Fund Balance	\$0	\$0	\$1,338,087	\$0	\$384,587
Sub Total	\$0	\$0	\$1,338,087	\$0	\$384,587
Total Revenue	\$0	\$18,634,371	\$20,429,055	\$19,090,878	\$20,597,568
Expense					
<u>Other Services and Charges</u>					
AC_549015 Cost Allocation-General Fund Services	\$0	\$754,302	\$66,321	\$66,321	\$612,863
Sub Total	\$0	\$754,302	\$66,321	\$66,321	\$612,863
<u>Capital</u>					
AC_560005 Professional Services Capital	\$0	\$80,266	\$0	\$139,734	\$110,000
AC_562001 Improvements to Buildings	\$0	\$201,704	\$1,100,000	\$1,573,703	\$700,000
AC_563000 Infrastructure	\$0	\$0	\$300,000	\$300,000	\$0
AC_563001 Improv Other Than Bldgs	\$0	\$106,563	\$845,590	\$663,321	\$1,660,000
AC_564000 Machinery and Equipment	\$0	\$0	\$1,100,000	\$1,100,000	\$0
Sub Total	\$0	\$388,532	\$3,345,590	\$3,776,758	\$2,470,000
<u>Transfer To Other Funds</u>					
AC_591202 Transfer To Community Investment Tax Debt Service Fun	\$0	\$10,215,345	\$10,252,250	\$10,252,250	\$10,256,600
AC_591501 Transfer to Fleet Maintenance Operation Fund	\$0	\$5,500,000	\$6,200,000	\$0	\$5,675,000
Sub Total	\$0	\$15,715,345	\$16,452,250	\$10,252,250	\$15,931,600
<u>Budget Reserves</u>					
AC_569999 Capital Outlay Budget Reserve	\$0	\$0	\$0	\$0	\$639,050

Revenue And Expense Report All Other Funds

FD 30210 - CIT Program 5 FY17 - FY21 Capital Projects

	FY16 Actual	FY17 Actual	FY18 Adopted	FY18 Projected	FY19 Recommended
AC_599999 Other Uses Budget Reserve	\$0	\$0	\$564,894	\$0	\$944,055
Sub Total	\$0	\$0	\$564,894	\$0	\$1,583,105
Total Expense	\$0	\$16,858,179	\$20,429,055	\$14,095,329	\$20,597,568

Revenue And Expense Report All Other Funds

FD 30250 - CIT Series 2016 Bonds Capital Projects Fund

	FY16 Actual	FY17 Actual	FY18 Adopted	FY18 Projected	FY19 Recommended
Revenue					
<u>Miscellaneous Revenue</u>					
AC_361099 Amortization Premium Discount Investments	\$31	\$19,773	\$0	\$0	\$0
AC_361101 Int Earng-Pooled Cash	(\$759)	\$288,084	\$0	\$225,000	\$0
AC_361103 Int Earnings-1st Union	(\$25)	\$29,153	\$0	\$25,000	\$0
AC_361200 Dividends Interest and Other Earnings	(\$10)	\$103	\$0	\$0	\$0
Sub Total	(764)	\$337,114	\$0	\$250,000	\$0
<u>Transfer from Fund Balances</u>					
AC_369936 Unassigned Use of Fund Balance	\$0	\$0	\$4,102,852	\$0	\$55,560
Sub Total	\$0	\$0	\$4,102,852	\$0	\$55,560
<u>Other Revenues</u>					
AC_384001 Bond Proceeds	\$52,115,000	\$0	\$0	\$0	\$0
AC_384004 Bond Premium	\$8,634,263	\$0	\$0	\$0	\$0
Sub Total	\$60,749,263	\$0	\$0	\$0	\$0
Total Revenue	\$60,748,499	\$337,114	\$4,102,852	\$250,000	\$55,560
Expense					
<u>Personal Services</u>					
AC_512000 Regular Salaries and Wages	\$0	\$120,390	\$0	(120,390)	\$0
AC_521000 FICA Taxes	\$0	\$4,464	\$0	\$0	\$0
AC_521001 1.45% Medicare Match	\$0	\$1,746	\$0	\$0	\$0
AC_522000 Retirement Contributions	\$0	\$15,651	\$0	\$0	\$0
AC_525000 Unemployment Compensation	\$0	\$3,531	\$0	\$0	\$0
Sub Total	\$0	\$145,782	\$0	(120,390)	\$0
<u>Contractual Services</u>					
AC_531002 Other-Professional Services	\$263,290	\$2,484	\$0	\$0	\$0
Sub Total	\$263,290	\$2,484	\$0	\$0	\$0
<u>Capital</u>					
AC_560005 Professional Services Capital	\$0	\$250,362	\$220,000	(45,857)	\$0
AC_561000 Land	\$0	\$32,127	\$0	\$12,373	\$0
AC_562001 Improvements to Buildings	\$0	\$504,962	\$0	\$2,615,038	\$0
AC_563000 Infrastructure	\$0	\$2,546,457	\$3,880,000	\$17,139,043	\$0
AC_563001 Improv Other Than Bldgs	\$3,755,535	\$11,483,732	\$0	\$7,236,228	\$0

Revenue And Expense Report All Other Funds

FD_30250 - CIT Series 2016 Bonds Capital Projects Fund

	FY16 Actual	FY17 Actual	FY18 Adopted	FY18 Projected	FY19 Recommended
AC_564001 Transp Equip	\$0	\$841,244	\$0	\$1,456,242	\$0
AC_564002 Furniture & Fixtures	\$0	\$0	\$0	\$150,000	\$0
Sub Total	\$3,755,535	\$15,658,884	\$4,100,000	\$28,563,067	\$0
<u>Debt Services Related</u>					
AC_571002 Transfer to Escrow Agent	\$10,365,904	\$0	\$0	\$0	\$0
AC_573003 Underwriters Fees	\$99,019	\$0	\$0	\$0	\$0
Sub Total	\$10,464,922	\$0	\$0	\$0	\$0
<u>Budget Reserves</u>					
AC_599999 Other Uses Budget Reserve	\$0	\$0	\$2,852	\$0	\$55,560
Sub Total	\$0	\$0	\$2,852	\$0	\$55,560
Total Expense	\$14,483,747	\$15,807,150	\$4,102,852	\$28,442,677	\$55,560

Revenue And Expense Report All Other Funds

FD_31900 - Downtown CRA Bank Note - Convention Center

	FY16 Actual	FY17 Actual	FY18 Adopted	FY18 Projected	FY19 Recommended
<u>Revenue</u>					
<u>Miscellaneous Revenue</u>					
AC_361099 Amortization Premium Discount Investments	\$0	\$3,874	\$0	\$7,000	\$0
AC_361101 Int Earng-Pooled Cash	\$0	\$79,711	\$0	\$193,000	\$0
AC_361103 Int Earnings-1st Union	\$0	\$7,051	\$0	\$25,800	\$0
Sub Total	\$0	\$90,635	\$0	\$225,800	\$0
<u>Other Revenues</u>					
AC_384002 Loan Proceeds	\$0	\$20,000,000	\$0	\$0	\$0
Sub Total	\$0	\$20,000,000	\$0	\$0	\$0
Total Revenue	\$0	\$20,090,635	\$0	\$225,800	\$0
<u>Expense</u>					
<u>Contractual Services</u>					
AC_531002 Other-Professional Services	\$0	\$53,847	\$0	\$0	\$0
Sub Total	\$0	\$53,847	\$0	\$0	\$0
<u>Capital</u>					
AC_560005 Professional Services Capital	\$0	\$547,819	\$0	\$0	\$0
AC_562001 Improvements to Buildings	\$0	\$1,630,078	\$0	\$17,768,256	\$0
AC_563005 Bulk Purchases	\$0	\$325,577	\$0	\$0	\$0
AC_564000 Machinery and Equipment	\$0	\$92,835	\$0	\$0	\$0
AC_564002 Furniture & Fixtures	\$0	\$34,664	\$0	\$0	\$0
Sub Total	\$0	\$2,630,973	\$0	\$17,768,256	\$0
Total Expense	\$0	\$2,684,820	\$0	\$17,768,256	\$0

Impact Fee Special Revenue and Capital Projects Fund

**FINISH
STRONG**



Revenue And Expense Report All Other Funds

FD 10800 - Impact Fee - Interbay District Impact Fee Fund

	FY16 Actual	FY17 Actual	FY18 Adopted	FY18 Projected	FY19 Recommended
<u>Revenue</u>					
<u>Miscellaneous Revenue</u>					
AC_361099 Amortization Premium Discount Investments	\$136	\$807	\$0	\$100	\$0
AC_361101 Int Earng-Pooled Cash	\$11,595	\$12,420	\$0	\$5,000	\$0
AC_361103 Int Earnings-1st Union	\$1,192	\$1,370	\$0	\$500	\$0
AC_361200 Dividends Interest and Other Earnings	\$52	\$3	\$0	\$0	\$0
AC_369934 Miscellaneous Revenues	\$2,014	\$0	\$0	\$0	\$0
Sub Total	\$14,989	\$14,600	\$0	\$5,600	\$0
<u>Transfer from Fund Balances</u>					
AC_369936 Unassigned Use of Fund Balance	\$0	\$0	\$1,102,529	\$0	\$0
Sub Total	\$0	\$0	\$1,102,529	\$0	\$0
Total Revenue	\$14,989	\$14,600	\$1,102,529	\$5,600	\$0
<u>Expense</u>					
<u>Transfer To Other Funds</u>					
AC_591025 Transfer To - Transportation Impact Fee Capital Project Fund	\$581,610	\$378,831	\$0	\$0	\$0
Sub Total	\$581,610	\$378,831	\$0	\$0	\$0
<u>Budget Reserves</u>					
AC_569999 Capital Outlay Budget Reserve	\$0	\$0	\$1,102,529	\$0	\$0
Sub Total	\$0	\$0	\$1,102,529	\$0	\$0
Total Expense	\$581,610	\$378,831	\$1,102,529	\$0	\$0

Revenue And Expense Report All Other Funds

FD_10900 - Impact Fee - Westshore District Impact Fee Fund

	FY16 Actual	FY17 Actual	FY18 Adopted	FY18 Projected	FY19 Recommended
<u>Revenue</u>					
<u>Miscellaneous Revenue</u>					
AC_361099 Amortization Premium Discount Investments	\$142	\$50	\$0	\$1	\$0
AC_361101 Int Earng-Pooled Cash	\$16,265	\$951	\$0	\$4	\$0
AC_361103 Int Earnings-1st Union	\$1,774	\$122	\$0	\$1	\$0
AC_361200 Dividends Interest and Other Earnings	\$9	\$0	\$0	\$0	\$0
Sub Total	\$18,190	\$1,124	\$0	\$6	\$0
Total Revenue	\$18,190	\$1,124	\$0	\$6	\$0
<u>Expense</u>					
<u>Transfer To Other Funds</u>					
AC_591025 Transfer To - Transportation Impact Fee Capital Project Fund	\$4,768,349	\$0	\$0	\$0	\$0
Sub Total	\$4,768,349	\$0	\$0	\$0	\$0
Total Expense	\$4,768,349	\$0	\$0	\$0	\$0

Revenue And Expense Report All Other Funds

FD 11000 - Impact Fee - Central Bus District Impact Fee Fund

	FY16 Actual	FY17 Actual	FY18 Adopted	FY18 Projected	FY19 Recommended
<u>Revenue</u>					
<u>Miscellaneous Revenue</u>					
AC_361099 Amortization Premium Discount Investments	\$2	\$150	\$0	\$100	\$0
AC_361101 Int Earng-Pooled Cash	\$199	\$2,436	\$0	\$2,500	\$0
AC_361103 Int Earnings-1st Union	\$21	\$233	\$0	\$300	\$0
AC_361200 Dividends Interest and Other Earnings	\$1	\$0	\$0	\$0	\$0
Sub Total	\$222	\$2,818	\$0	\$2,900	\$0
<u>Transfer from Fund Balances</u>					
AC_369936 Unassigned Use of Fund Balance	\$0	\$0	\$661,218	\$0	\$0
Sub Total	\$0	\$0	\$661,218	\$0	\$0
<u>Transfer From</u>					
AC_381305 Transfer From Impact Fee Supported Capital Project	\$0	\$640,000	\$0	\$0	\$0
Sub Total	\$0	\$640,000	\$0	\$0	\$0
Total Revenue	\$222	\$642,818	\$661,218	\$2,900	\$0
<u>Expense</u>					
<u>Budget Reserves</u>					
AC_569999 Capital Outlay Budget Reserve	\$0	\$0	\$661,218	\$0	\$0
Sub Total	\$0	\$0	\$661,218	\$0	\$0
Total Expense	\$0	\$0	\$661,218	\$0	\$0

Revenue And Expense Report All Other Funds

FD_10910 - Impact Fee - Westshore District Impact Fee- Parks

	FY16 Actual	FY17 Actual	FY18 Adopted	FY18 Projected	FY19 Recommended
<u>Revenue</u>					
<u>Licenses and Permits</u>					
AC_325601 Westshore District	\$79,822	\$138,030	\$0	\$0	\$0
Sub Total	\$79,822	\$138,030	\$0	\$0	\$0
<u>Miscellaneous Revenue</u>					
AC_361099 Amortization Premium Discount Investments	\$14	\$184	\$0	\$0	\$0
AC_361101 Int Earng-Pooled Cash	\$1,065	\$2,845	\$0	\$0	\$0
AC_361103 Int Earnings-1st Union	\$104	\$294	\$0	\$0	\$0
AC_361200 Dividends Interest and Other Earnings	\$8	\$0	\$0	\$0	\$0
Sub Total	\$1,191	\$3,323	\$0	\$0	\$0
Total Revenue	\$81,013	\$141,353	\$0	\$0	\$0
<u>Expense</u>					
Total Expense	\$0	\$0	\$0	\$0	\$0

Revenue And Expense Report All Other Funds

FD 11100 - Impact Fee - Central East District Impact Fee Fund

	FY16 Actual	FY17 Actual	FY18 Adopted	FY18 Projected	FY19 Recommended
<u>Revenue</u>					
<u>Miscellaneous Revenue</u>					
AC_361099 Amortization Premium Discount Investments	\$43	\$23	\$0	\$1	\$0
AC_361101 Int Earng-Pooled Cash	\$4,933	\$418	\$0	\$6	\$0
AC_361103 Int Earnings-1st Union	\$534	\$54	\$0	\$1	\$0
AC_361200 Dividends Interest and Other Earnings	\$5	\$0	\$0	\$0	\$0
AC_369920 Refunds and Reimbursements	(\$1,258)	\$0	\$0	\$0	\$0
Sub Total	\$4,257	\$495	\$0	\$8	\$0
<u>Transfer from Fund Balances</u>					
AC_369936 Unassigned Use of Fund Balance	\$0	\$0	\$4,091	\$0	\$0
Sub Total	\$0	\$0	\$4,091	\$0	\$0
Total Revenue	\$4,257	\$495	\$4,091	\$8	\$0
<u>Expense</u>					
<u>Transfer To Other Funds</u>					
AC_591025 Transfer To - Transportation Impact Fee Capital Project Fund	\$1,310,401	\$2,500	\$0	\$0	\$0
Sub Total	\$1,310,401	\$2,500	\$0	\$0	\$0
<u>Budget Reserves</u>					
AC_599999 Other Uses Budget Reserve	\$0	\$0	\$4,091	\$0	\$0
Sub Total	\$0	\$0	\$4,091	\$0	\$0
Total Expense	\$1,310,401	\$2,500	\$4,091	\$0	\$0

Revenue And Expense Report All Other Funds

FD_11200 - Impact Fee - North Central District Impact Fee Fund

	FY16 Actual	FY17 Actual	FY18 Adopted	FY18 Projected	FY19 Recommended
<u>Revenue</u>					
<u>Miscellaneous Revenue</u>					
AC_361099 Amortization Premium Discount Investments	\$2	\$15	\$0	\$3	\$0
AC_361101 Int Earng-Pooled Cash	\$161	\$233	\$0	\$100	\$0
AC_361103 Int Earnings-1st Union	\$16	\$25	\$0	\$10	\$0
AC_361200 Dividends Interest and Other Earnings	\$1	\$0	\$0	\$0	\$0
Sub Total	\$180	\$273	\$0	\$113	\$0
<u>Transfer from Fund Balances</u>					
AC_369936 Unassigned Use of Fund Balance	\$0	\$0	\$25,426	\$0	\$0
Sub Total	\$0	\$0	\$25,426	\$0	\$0
Total Revenue	\$180	\$273	\$25,426	\$113	\$0
<u>Expense</u>					
<u>Budget Reserves</u>					
AC_569999 Capital Outlay Budget Reserve	\$0	\$0	\$25,426	\$0	\$0
Sub Total	\$0	\$0	\$25,426	\$0	\$0
Total Expense	\$0	\$0	\$25,426	\$0	\$0

Revenue And Expense Report All Other Funds

FD 11300 - Impact Fee - University North Dist Impact Fee Fund

	FY16 Actual	FY17 Actual	FY18 Adopted	FY18 Projected	FY19 Recommended
Revenue					
<u>Licenses and Permits</u>					
AC_325605 University North District	\$0	(\$15,408)	\$0	\$0	\$0
Sub Total	\$0	(15,408)	\$0	\$0	\$0
<u>Miscellaneous Revenue</u>					
AC_361099 Amortization Premium Discount Investments	\$9	\$23	\$0	\$4	\$0
AC_361101 Int Earng-Pooled Cash	\$870	\$369	\$0	\$100	\$0
AC_361103 Int Earnings-1st Union	\$92	\$42	\$0	\$16	\$0
AC_361200 Dividends Interest and Other Earnings	\$2	\$0	\$0	\$0	\$0
Sub Total	\$974	\$434	\$0	\$120	\$0
<u>Transfer from Fund Balances</u>					
AC_369936 Unassigned Use of Fund Balance	\$0	\$0	\$30,887	\$0	\$0
Sub Total	\$0	\$0	\$30,887	\$0	\$0
Total Revenue	\$974	(14,974)	\$30,887	\$120	\$0
Expense					
<u>Transfer To Other Funds</u>					
AC_591025 Transfer To - Transportation Impact Fee Capital Project Fund	\$179,555	\$0	\$0	\$0	\$0
Sub Total	\$179,555	\$0	\$0	\$0	\$0
<u>Budget Reserves</u>					
AC_569999 Capital Outlay Budget Reserve	\$0	\$0	\$30,887	\$0	\$0
Sub Total	\$0	\$0	\$30,887	\$0	\$0
Total Expense	\$179,555	\$0	\$30,887	\$0	\$0

Revenue And Expense Report All Other Funds

FD_11350 - Impact Fee - University North Sidewalk Fund

	FY16 Actual	FY17 Actual	FY18 Adopted	FY18 Projected	FY19 Recommended
<u>Revenue</u>					
<u>Miscellaneous Revenue</u>					
AC_361099 Amortization Premium Discount Investments	\$0	\$3	\$0	\$1	\$0
AC_361101 Int Earng-Pooled Cash	\$30	\$48	\$0	\$20	\$0
AC_361103 Int Earnings-1st Union	\$3	\$5	\$0	\$2	\$0
AC_361200 Dividends Interest and Other Earnings	\$0	\$0	\$0	\$0	\$0
Sub Total	\$34	\$56	\$0	\$23	\$0
Total Revenue	\$34	\$56	\$0	\$23	\$0
<u>Expense</u>					
Total Expense	\$0	\$0	\$0	\$0	\$0

Revenue And Expense Report All Other Funds

FD 11400 - Impact Fee - Interbay Sidewalk Fund

	FY16 Actual	FY17 Actual	FY18 Adopted	FY18 Projected	FY19 Recommended
Revenue					
<u>Licenses and Permits</u>					
AC_325600 Interbay District	\$39,025	\$21,948	\$0	\$18,000	\$0
Sub Total	\$39,025	\$21,948	\$0	\$18,000	\$0
<u>Miscellaneous Revenue</u>					
AC_361099 Amortization Premium Discount Investments	\$9	\$84	\$0	\$6	\$0
AC_361101 Int Earng-Pooled Cash	\$722	\$1,287	\$0	\$200	\$0
AC_361103 Int Earnings-1st Union	\$72	\$139	\$0	\$20	\$0
AC_361200 Dividends Interest and Other Earnings	\$4	\$0	\$0	\$0	\$0
Sub Total	\$808	\$1,510	\$0	\$226	\$0
<u>Transfer from Fund Balances</u>					
AC_369936 Unassigned Use of Fund Balance	\$0	\$0	\$143,269	\$0	\$0
Sub Total	\$0	\$0	\$143,269	\$0	\$0
Total Revenue	\$39,833	\$23,458	\$143,269	\$18,226	\$0
Expense					
<u>Transfer To Other Funds</u>					
AC_591514 Transfer to - Impact Fee - Interbay Sidewalk Fund	\$0	\$5,734	\$143,269	\$143,269	\$0
Sub Total	\$0	\$5,734	\$143,269	\$143,269	\$0
Total Expense	\$0	\$5,734	\$143,269	\$143,269	\$0

Revenue And Expense Report All Other Funds

FD 11500 - Impact Fee - Central East Sidewalk Fund

	FY16 Actual	FY17 Actual	FY18 Adopted	FY18 Projected	FY19 Recommended
Revenue					
<u>Licenses and Permits</u>					
AC_325603 Central/East Tampa District	\$22,255	\$50,625	\$0	\$4,600	\$0
Sub Total	\$22,255	\$50,625	\$0	\$4,600	\$0
<u>Miscellaneous Revenue</u>					
AC_361099 Amortization Premium Discount Investments	\$5	\$45	\$0	\$10	\$0
AC_361101 Int Earng-Pooled Cash	\$343	\$697	\$0	\$200	\$0
AC_361103 Int Earnings-1st Union	\$34	\$75	\$0	\$30	\$0
AC_361200 Dividends Interest and Other Earnings	\$2	\$0	\$0	\$0	\$0
Sub Total	\$383	\$818	\$0	\$240	\$0
<u>Transfer from Fund Balances</u>					
AC_369936 Unassigned Use of Fund Balance	\$0	\$0	\$75,352	\$0	\$0
Sub Total	\$0	\$0	\$75,352	\$0	\$0
Total Revenue	\$22,638	\$51,443	\$75,352	\$4,840	\$0
Expense					
<u>Transfer To Other Funds</u>					
AC_591315 Transfer to - Impact Fee - Central East Sidewalk Fund	\$0	\$997	\$75,352	\$75,352	\$0
Sub Total	\$0	\$997	\$75,352	\$75,352	\$0
Total Expense	\$0	\$997	\$75,352	\$75,352	\$0

Revenue And Expense Report All Other Funds

FD 11600 - Impact Fee - Westshore Sidewalk Fund

	FY16 Actual	FY17 Actual	FY18 Adopted	FY18 Projected	FY19 Recommended
Revenue					
<u>Licenses and Permits</u>					
AC_325601 Westshore District	\$14,326	\$11,514	\$0	\$0	\$0
Sub Total	\$14,326	\$11,514	\$0	\$0	\$0
<u>Miscellaneous Revenue</u>					
AC_361099 Amortization Premium Discount Investments	\$3	\$29	\$0	\$2	\$0
AC_361101 Int Earng-Pooled Cash	\$260	\$456	\$0	\$50	\$0
AC_361103 Int Earnings-1st Union	\$26	\$49	\$0	\$6	\$0
AC_361200 Dividends Interest and Other Earnings	\$2	\$0	\$0	\$0	\$0
Sub Total	\$291	\$534	\$0	\$58	\$0
<u>Transfer from Fund Balances</u>					
AC_369936 Unassigned Use of Fund Balance	\$0	\$0	\$51,278	\$0	\$0
Sub Total	\$0	\$0	\$51,278	\$0	\$0
Total Revenue	\$14,617	\$12,048	\$51,278	\$58	\$0
Expense					
<u>Transfer To Other Funds</u>					
AC_591025 Transfer To - Transportation Impact Fee Capital Project Fund	\$0	\$7,426	\$51,278	\$51,278	\$0
Sub Total	\$0	\$7,426	\$51,278	\$51,278	\$0
Total Expense	\$0	\$7,426	\$51,278	\$51,278	\$0

Revenue And Expense Report All Other Funds

FD 11700 - Impact Fee - North Central Sidewalk Fund

	FY16 Actual	FY17 Actual	FY18 Adopted	FY18 Projected	FY19 Recommended
Revenue					
<u>Licenses and Permits</u>					
AC_325604 North Central Tampa District	\$0	\$0	\$0	\$90	\$0
Sub Total	\$0	\$0	\$0	\$90	\$0
<u>Miscellaneous Revenue</u>					
AC_361099 Amortization Premium Discount Investments	\$0	\$1	\$0	\$0	\$0
AC_361101 Int Earng-Pooled Cash	\$8	\$8	\$0	\$1	\$0
AC_361103 Int Earnings-1st Union	\$1	\$1	\$0	\$0	\$0
AC_361200 Dividends Interest and Other Earnings	\$0	\$0	\$0	\$0	\$0
Sub Total	\$9	\$10	\$0	\$1	\$0
Total Revenue	\$9	\$10	\$0	\$91	\$0
Expense					
<u>Transfer To Other Funds</u>					
AC_591317 Transfer to - Impact Fee - North Central Sidewalk Fund	\$0	\$1,440	\$0	\$0	\$0
Sub Total	\$0	\$1,440	\$0	\$0	\$0
Total Expense	\$0	\$1,440	\$0	\$0	\$0

Revenue And Expense Report All Other Funds

FD_11800 - Impact Fee - Central Business Sidewalk Fund

	FY16 Actual	FY17 Actual	FY18 Adopted	FY18 Projected	FY19 Recommended
<hr/>					
<u>Revenue</u>					
Total Revenue	\$0	\$0	\$0	\$0	\$0
<hr/>					
<u>Expense</u>					
<u>Transfer To Other Funds</u>					
AC_591318 Transfer to - Impact Fee - Central Business Sidewalk Fund	\$0	\$2	\$0	\$0	\$0
Sub Total	\$0	\$2	\$0	\$0	\$0
<hr/>					
Total Expense	\$0	\$2	\$0	\$0	\$0

Revenue And Expense Report All Other Funds

FD 15000 - Multi Modal Fee Interbay District

	FY16 Actual	FY17 Actual	FY18 Adopted	FY18 Projected	FY19 Recommended
Revenue					
<u>Licenses and Permits</u>					
AC_325600 Interbay District	\$484,059	\$499,406	\$500,000	\$500,000	\$500,000
Sub Total	\$484,059	\$499,406	\$500,000	\$500,000	\$500,000
<u>Miscellaneous Revenue</u>					
AC_361099 Amortization Premium Discount Investments	\$31	\$358	\$0	\$100	\$0
AC_361101 Int Earng-Pooled Cash	\$2,017	\$5,290	\$0	\$2,000	\$0
AC_361103 Int Earnings-1st Union	\$192	\$581	\$0	\$300	\$0
AC_361200 Dividends Interest and Other Earnings	\$18	\$1	\$0	\$0	\$0
Sub Total	\$2,257	\$6,230	\$0	\$2,400	\$0
<u>Transfer from Fund Balances</u>					
AC_369936 Unassigned Use of Fund Balance	\$0	\$0	\$301,912	\$0	\$414,000
Sub Total	\$0	\$0	\$301,912	\$0	\$414,000
Total Revenue	\$486,317	\$505,637	\$801,912	\$502,400	\$914,000
Expense					
<u>Contractual Services</u>					
AC_531000 Professional Services	\$0	\$0	\$0	\$0	\$20,000
Sub Total	\$0	\$0	\$0	\$0	\$20,000
<u>Transfer To Other Funds</u>					
AC_591350 Transfer To Multi Modal CIP Interbay	\$15,000	\$439,695	\$142,737	\$142,737	\$894,000
Sub Total	\$15,000	\$439,695	\$142,737	\$142,737	\$894,000
<u>Budget Reserves</u>					
AC_569999 Capital Outlay Budget Reserve	\$0	\$0	\$659,175	\$0	\$0
Sub Total	\$0	\$0	\$659,175	\$0	\$0
Total Expense	\$15,000	\$439,695	\$801,912	\$142,737	\$914,000

Revenue And Expense Report All Other Funds

FD_15100 - Multi Modal Fee Westshore District

	FY16 Actual	FY17 Actual	FY18 Adopted	FY18 Projected	FY19 Recommended
Revenue					
<u>Licenses and Permits</u>					
AC_325601 Westshore District	\$831,847	\$63,182	\$500,000	\$815,000	\$500,000
Sub Total	\$831,847	\$63,182	\$500,000	\$815,000	\$500,000
<u>Miscellaneous Revenue</u>					
AC_361099 Amortization Premium Discount Investments	\$12	\$128	\$0	\$20	\$0
AC_361101 Int Earng-Pooled Cash	\$560	\$1,883	\$15,000	\$800	\$0
AC_361103 Int Earnings-1st Union	\$27	\$232	\$0	\$100	\$0
AC_361200 Dividends Interest and Other Earnings	\$14	\$1	\$0	\$0	\$0
Sub Total	\$614	\$2,245	\$15,000	\$920	\$0
<u>Transfer from Fund Balances</u>					
AC_369936 Unassigned Use of Fund Balance	\$0	\$0	\$145,301	\$0	\$0
Sub Total	\$0	\$0	\$145,301	\$0	\$0
Total Revenue	\$832,461	\$65,427	\$660,301	\$815,920	\$500,000
Expense					
<u>Contractual Services</u>					
AC_531000 Professional Services	\$0	\$0	\$0	\$0	\$20,000
Sub Total	\$0	\$0	\$0	\$0	\$20,000
<u>Transfer To Other Funds</u>					
AC_591351 Transfer To Multi Modal CIP Westshore	\$490,000	\$564,000	\$211,492	\$211,492	\$0
Sub Total	\$490,000	\$564,000	\$211,492	\$211,492	\$0
<u>Budget Reserves</u>					
AC_569999 Capital Outlay Budget Reserve	\$0	\$0	\$448,809	\$0	\$480,000
Sub Total	\$0	\$0	\$448,809	\$0	\$480,000
Total Expense	\$490,000	\$564,000	\$660,301	\$211,492	\$500,000

Revenue And Expense Report All Other Funds

FD 15200 - Multi Modal Fee Central Bus District

	FY16 Actual	FY17 Actual	FY18 Adopted	FY18 Projected	FY19 Recommended
Revenue					
<u>Licenses and Permits</u>					
AC_325602 Central Business District	\$13,603	\$62,697	\$1,500	\$18,000	\$1,500
Sub Total	\$13,603	\$62,697	\$1,500	\$18,000	\$1,500
<u>Miscellaneous Revenue</u>					
AC_361099 Amortization Premium Discount Investments	\$0	\$27	\$0	\$10	\$0
AC_361101 Int Earng-Pooled Cash	\$15	\$409	\$0	(\$300)	\$0
AC_361103 Int Earnings-1st Union	\$1	\$39	\$0	\$50	\$0
AC_361200 Dividends Interest and Other Earnings	\$0	\$0	\$0	\$0	\$0
Sub Total	\$17	\$476	\$0	(240)	\$0
<u>Transfer from Fund Balances</u>					
AC_369936 Unassigned Use of Fund Balance	\$0	\$0	\$76,326	\$0	\$162
Sub Total	\$0	\$0	\$76,326	\$0	\$162
Total Revenue	\$13,620	\$63,173	\$77,826	\$17,760	\$1,662
Expense					
<u>Transfer To Other Funds</u>					
AC_591352 Transfer To Multi Modal CIP Central Bus	\$150	\$0	\$0	\$0	\$1,662
Sub Total	\$150	\$0	\$0	\$0	\$1,662
<u>Budget Reserves</u>					
AC_569999 Capital Outlay Budget Reserve	\$0	\$0	\$77,826	\$0	\$0
Sub Total	\$0	\$0	\$77,826	\$0	\$0
Total Expense	\$150	\$0	\$77,826	\$0	\$1,662

Revenue And Expense Report All Other Funds

FD_15300 - Multi Modal Fee Central East District

	FY16 Actual	FY17 Actual	FY18 Adopted	FY18 Projected	FY19 Recommended
Revenue					
<u>Licenses and Permits</u>					
AC_325603 Central/East Tampa District	\$259,269	\$761,070	\$230,000	\$300,000	\$230,000
Sub Total	\$259,269	\$761,070	\$230,000	\$300,000	\$230,000
<u>Miscellaneous Revenue</u>					
AC_361099 Amortization Premium Discount Investments	\$12	\$218	\$0	\$50	\$0
AC_361101 Int Earng-Pooled Cash	\$855	\$3,454	\$0	\$2,000	\$0
AC_361103 Int Earnings-1st Union	\$83	\$355	\$0	\$200	\$0
AC_361200 Dividends Interest and Other Earnings	\$7	\$0	\$0	\$0	\$0
Sub Total	\$958	\$4,028	\$0	\$2,250	\$0
<u>Transfer from Fund Balances</u>					
AC_369936 Unassigned Use of Fund Balance	\$0	\$0	\$438,409	\$0	\$98,200
Sub Total	\$0	\$0	\$438,409	\$0	\$98,200
Total Revenue	\$260,227	\$765,098	\$668,409	\$302,250	\$328,200
Expense					
<u>Contractual Services</u>					
AC_531000 Professional Services	\$0	\$0	\$0	\$0	\$9,200
Sub Total	\$0	\$0	\$0	\$0	\$9,200
<u>Transfer To Other Funds</u>					
AC_591353 Transfer To Multi Modal CIP Central East	\$90,724	\$51,689	\$601,600	\$890,000	\$319,000
Sub Total	\$90,724	\$51,689	\$601,600	\$890,000	\$319,000
<u>Budget Reserves</u>					
AC_569999 Capital Outlay Budget Reserve	\$0	\$0	\$66,809	\$0	\$0
Sub Total	\$0	\$0	\$66,809	\$0	\$0
Total Expense	\$90,724	\$51,689	\$668,409	\$890,000	\$328,200

Revenue And Expense Report All Other Funds

FD 15400 - Multi Modal Fee North Central

	FY16 Actual	FY17 Actual	FY18 Adopted	FY18 Projected	FY19 Recommended
Revenue					
<u>Licenses and Permits</u>					
AC_325604 North Central Tampa District	\$22,632	\$8,252	\$3,000	\$70,000	\$3,000
Sub Total	\$22,632	\$8,252	\$3,000	\$70,000	\$3,000
<u>Miscellaneous Revenue</u>					
AC_361099 Amortization Premium Discount Investments	\$30	\$241	\$0	\$50	\$0
AC_361101 Int Earng-Pooled Cash	\$2,270	\$3,728	\$0	\$1,500	\$0
AC_361103 Int Earnings-1st Union	\$229	\$404	\$0	\$200	\$0
AC_361200 Dividends Interest and Other Earnings	\$14	\$1	\$0	\$0	\$0
Sub Total	\$2,543	\$4,374	\$0	\$1,750	\$0
<u>Transfer from Fund Balances</u>					
AC_369936 Unassigned Use of Fund Balance	\$0	\$0	\$411,030	\$0	\$160,000
Sub Total	\$0	\$0	\$411,030	\$0	\$160,000
Total Revenue	\$25,175	\$12,626	\$414,030	\$71,750	\$163,000
Expense					
<u>Transfer To Other Funds</u>					
AC_591354 Transfer To Multi Modal CIP North Central	\$300	\$0	\$132,060	\$132,060	\$163,000
Sub Total	\$300	\$0	\$132,060	\$132,060	\$163,000
<u>Budget Reserves</u>					
AC_569999 Capital Outlay Budget Reserve	\$0	\$0	\$281,970	\$0	\$0
Sub Total	\$0	\$0	\$281,970	\$0	\$0
Total Expense	\$300	\$0	\$414,030	\$132,060	\$163,000

Revenue And Expense Report All Other Funds

FD 15500 - Multi Modal Fee University North

	FY16 Actual	FY17 Actual	FY18 Adopted	FY18 Projected	FY19 Recommended
Revenue					
<u>Licenses and Permits</u>					
AC_325605 University North District	\$90,940	\$237,477	\$70,000	\$75,000	\$70,000
Sub Total	\$90,940	\$237,477	\$70,000	\$75,000	\$70,000
<u>Miscellaneous Revenue</u>					
AC_361099 Amortization Premium Discount Investments	(\$9)	\$39	\$0	\$30	\$0
AC_361101 Int Earng-Pooled Cash	(\$524)	\$544	\$0	\$1,000	\$0
AC_361103 Int Earnings-1st Union	(\$47)	\$39	\$0	\$100	\$0
AC_361200 Dividends Interest and Other Earnings	(\$6)	\$0	\$0	\$0	\$0
Sub Total	(586)	\$623	\$0	\$1,130	\$0
Total Revenue	\$90,354	\$238,100	\$70,000	\$76,130	\$70,000
Expense					
<u>Contractual Services</u>					
AC_531000 Professional Services	\$0	\$0	\$0	\$0	\$2,800
Sub Total	\$0	\$0	\$0	\$0	\$2,800
<u>Transfer To Other Funds</u>					
AC_591355 Transfer To Multi Modal CIP Univ North	\$111,267	\$0	\$1,400	\$1,400	\$0
Sub Total	\$111,267	\$0	\$1,400	\$1,400	\$0
<u>Budget Reserves</u>					
AC_569999 Capital Outlay Budget Reserve	\$0	\$0	\$68,600	\$0	\$67,200
Sub Total	\$0	\$0	\$68,600	\$0	\$67,200
Total Expense	\$111,267	\$0	\$70,000	\$1,400	\$70,000

Revenue And Expense Report All Other Funds

FD 30508 - Interbay District Transportation Impact Fee Construction Fund

	FY16 Actual	FY17 Actual	FY18 Adopted	FY18 Projected	FY19 Recommended
<u>Revenue</u>					
<u>Miscellaneous Revenue</u>					
AC_361099 Amortization Premium Discount Investments	\$292	\$2,251	\$0	\$200	\$0
AC_361101 Int Earng-Pooled Cash	\$23,262	\$34,877	\$0	\$8,000	\$0
AC_361103 Int Earnings-1st Union	\$2,356	\$3,734	\$0	\$1,000	\$0
AC_361200 Dividends Interest and Other Earnings	\$129	\$9	\$0	\$0	\$0
Sub Total	\$26,039	\$40,870	\$0	\$9,200	\$0
<u>Transfer from Fund Balances</u>					
AC_369936 Unassigned Use of Fund Balance	\$0	\$0	\$13,577	\$0	\$70,000
Sub Total	\$0	\$0	\$13,577	\$0	\$70,000
<u>Transfer From</u>					
AC_381108 Transfer From Impact Fee Interbay District IMpact Fee Fund	\$581,610	\$378,831	\$0	\$0	\$0
Sub Total	\$581,610	\$378,831	\$0	\$0	\$0
Total Revenue	\$607,649	\$419,701	\$13,577	\$9,200	\$70,000
<u>Expense</u>					
<u>Other Services and Charges</u>					
AC_549015 Cost Allocation-General Fund Services	\$0	\$13,577	\$13,577	\$13,577	\$8,272
AC_549095 Cost Allocation - General Fund Contra	\$1,732	\$0	\$0	\$0	\$0
Sub Total	\$1,732	\$13,577	\$13,577	\$13,577	\$8,272
<u>Capital</u>					
AC_560005 Professional Services Capital	\$34,922	\$115,521	\$0	\$14,100	\$0
AC_549024 Overhead Allocation	\$10,070	\$0	\$0	\$1	\$0
AC_561000 Land	\$0	\$29,575	\$0	\$809,425	\$0
AC_563000 Infrastructure	\$0	\$144,800	\$0	\$29,563	\$0
AC_563001 Improv Other Than Bldgs	\$90,958	\$1,822,900	\$0	\$1,134,597	\$0
Sub Total	\$135,950	\$2,112,796	\$0	\$1,987,686	\$0
<u>Budget Reserves</u>					
AC_599999 Other Uses Budget Reserve	\$0	\$0	\$0	\$0	\$61,728
Sub Total	\$0	\$0	\$0	\$0	\$61,728
Total Expense	\$137,682	\$2,126,373	\$13,577	\$2,001,263	\$70,000

Revenue And Expense Report All Other Funds

FD 30509 - Westshore District Transportation Impact Fee

	FY16 Actual	FY17 Actual	FY18 Adopted	FY18 Projected	FY19 Recommended
Revenue					
<u>Miscellaneous Revenue</u>					
AC_361099 Amortization Premium Discount Investments	\$653	\$5,820	\$0	\$1,000	\$0
AC_361101 Int Earng-Pooled Cash	\$48,480	\$89,785	\$0	\$30,000	\$6,152
AC_361103 Int Earnings-1st Union	\$4,810	\$9,727	\$0	\$5,000	\$0
AC_361200 Dividends Interest and Other Earnings	\$329	\$22	\$0	\$0	\$0
Sub Total	\$54,272	\$105,354	\$0	\$36,000	\$6,152
<u>Transfer from Fund Balances</u>					
AC_369936 Unassigned Use of Fund Balance	\$0	\$0	\$0	\$0	\$100,848
Sub Total	\$0	\$0	\$0	\$0	\$100,848
<u>Transfer From</u>					
AC_381109 Transfer From Impact Fee Westshore District Impact Fee fund	\$4,768,349	\$0	\$0	\$0	\$0
Sub Total	\$4,768,349	\$0	\$0	\$0	\$0
Total Revenue	\$4,822,621	\$105,354	\$0	\$36,000	\$107,000
Expense					
<u>Other Services and Charges</u>					
AC_549015 Cost Allocation-General Fund Services	\$0	\$0	\$0	\$0	\$6,152
AC_549095 Cost Allocation - General Fund Contra	\$9,076	\$0	\$0	\$0	\$0
Sub Total	\$9,076	\$0	\$0	\$0	\$6,152
<u>Capital</u>					
AC_560005 Professional Services Capital	\$13,365	\$5,973	\$0	\$179,699	\$0
AC_549024 Overhead Allocation	\$675	\$0	\$0	\$0	\$0
AC_561000 Land	\$0	\$15,600	\$0	\$1,590,598	\$0
AC_563000 Infrastructure	\$83,768	\$49,551	\$0	\$3,338	\$0
AC_563001 Improv Other Than Bldgs	\$56,505	\$17,000	\$0	\$4,805,075	\$0
Sub Total	\$154,314	\$88,124	\$0	\$6,578,710	\$0
<u>Aids and Grants</u>					
AC_581000 Aids to Government Agencies	\$123,420	(\$15,724)	\$0	\$15,724	\$0
Sub Total	\$123,420	(\$15,724)	\$0	\$15,724	\$0
<u>Budget Reserves</u>					
AC_599999 Other Uses Budget Reserve	\$0	\$0	\$0	\$0	\$100,848

Revenue And Expense Report
All Other Funds

FD 30509 - Westshore District Transportation Impact Fee

	FY16 Actual	FY17 Actual	FY18 Adopted	FY18 Projected	FY19 Recommended
Sub Total	\$0	\$0	\$0	\$0	\$100,848
Total Expense	\$286,809	\$72,400	\$0	\$6,594,434	\$107,000

Revenue And Expense Report All Other Funds

FD 30510 - Central Business District Transportation Impact Fee

	FY16 Actual	FY17 Actual	FY18 Adopted	FY18 Projected	FY19 Recommended
Revenue					
<u>Miscellaneous Revenue</u>					
AC_361099 Amortization Premium Discount Investments	\$53	\$264	\$0	\$4	\$0
AC_361101 Int Earng-Pooled Cash	\$4,274	\$3,950	\$0	\$100	\$0
AC_361103 Int Earnings-1st Union	\$434	\$461	\$0	\$16	\$0
AC_361200 Dividends Interest and Other Earnings	\$23	\$1	\$0	\$0	\$0
Sub Total	\$4,785	\$4,676	\$0	\$120	\$0
<u>Transfer from Fund Balances</u>					
AC_369936 Unassigned Use of Fund Balance	\$0	\$0	\$2,101	\$0	\$3,896
Sub Total	\$0	\$0	\$2,101	\$0	\$3,896
Total Revenue	\$4,785	\$4,676	\$2,101	\$120	\$3,896
Expense					
<u>Other Services and Charges</u>					
AC_549015 Cost Allocation-General Fund Services	\$0	\$4,546	\$2,101	\$2,101	\$3,896
Sub Total	\$0	\$4,546	\$2,101	\$2,101	\$3,896
<u>Aids and Grants</u>					
AC_581000 Aids to Government Agencies	\$0	\$0	\$0	\$2,267	\$0
Sub Total	\$0	\$0	\$0	\$2,267	\$0
<u>Transfer To Other Funds</u>					
AC_591110 Transfer to Central Business District Impact Fee Fund	\$0	\$640,000	\$0	\$0	\$0
Sub Total	\$0	\$640,000	\$0	\$0	\$0
Total Expense	\$0	\$644,546	\$2,101	\$4,368	\$3,896

Revenue And Expense Report All Other Funds

FD 30511 - Central East District Transportation Impact Fee

	FY16 Actual	FY17 Actual	FY18 Adopted	FY18 Projected	FY19 Recommended
Revenue					
<u>Miscellaneous Revenue</u>					
AC_361099 Amortization Premium Discount Investments	\$227	\$1,989	\$0	\$400	\$0
AC_361101 Int Earng-Pooled Cash	\$17,034	\$30,662	\$0	\$12,000	\$1,000
AC_361103 Int Earnings-1st Union	\$1,698	\$3,319	\$0	\$2,000	\$0
AC_361200 Dividends Interest and Other Earnings	\$111	\$7	\$0	\$0	\$0
Sub Total	\$19,071	\$35,978	\$0	\$14,400	\$1,000
<u>Transfer from Fund Balances</u>					
AC_369936 Unassigned Use of Fund Balance	\$0	\$0	\$3,612	\$0	\$21,000
Sub Total	\$0	\$0	\$3,612	\$0	\$21,000
<u>Transfer From</u>					
AC_381111 Transfer From Impact Fee Central East District Impact Fee Fund	\$1,310,401	\$2,500	\$0	\$0	\$0
Sub Total	\$1,310,401	\$2,500	\$0	\$0	\$0
Total Revenue	\$1,329,472	\$38,478	\$3,612	\$14,400	\$22,000
Expense					
<u>Other Services and Charges</u>					
AC_549015 Cost Allocation-General Fund Services	\$0	\$15,936	\$3,612	\$3,612	\$7,926
AC_549095 Cost Allocation - General Fund Contra	\$17,413	\$0	\$0	\$0	\$0
Sub Total	\$17,413	\$15,936	\$3,612	\$3,612	\$7,926
<u>Capital</u>					
AC_560005 Professional Services Capital	\$0	\$0	\$0	\$5,493	\$0
AC_561000 Land	\$0	\$72,815	\$0	(72,815)	\$0
AC_563000 Infrastructure	\$17,493	\$0	\$0	\$99,494	\$0
AC_563001 Improv Other Than Bldgs	\$0	\$219	\$0	\$1,395,994	\$0
Sub Total	\$17,493	\$73,034	\$0	\$1,428,166	\$0
<u>Aids and Grants</u>					
AC_581000 Aids to Government Agencies	\$0	\$11,417	\$0	\$5,083	\$0
Sub Total	\$0	\$11,417	\$0	\$5,083	\$0
<u>Budget Reserves</u>					
AC_599999 Other Uses Budget Reserve	\$0	\$0	\$0	\$0	\$14,074
Sub Total	\$0	\$0	\$0	\$0	\$14,074

Revenue And Expense Report All Other Funds

FD 30511 - Central East District Transportation Impact Fee

	FY16 Actual	FY17 Actual	FY18 Adopted	FY18 Projected	FY19 Recommended
Total Expense	\$34,906	\$100,387	\$3,612	\$1,436,861	\$22,000

Revenue And Expense Report All Other Funds

FD 30512 - North Central District Transportation Impact Fee

	FY16 Actual	FY17 Actual	FY18 Adopted	FY18 Projected	FY19 Recommended
Revenue					
<u>Miscellaneous Revenue</u>					
AC_361099 Amortization Premium Discount Investments	\$16	\$122	\$0	\$20	\$0
AC_361101 Int Earng-Pooled Cash	\$1,323	\$1,884	\$0	\$1,000	\$0
AC_361103 Int Earnings-1st Union	\$134	\$205	\$0	\$100	\$0
AC_361200 Dividends Interest and Other Earnings	\$7	\$0	\$0	\$0	\$0
Sub Total	\$1,481	\$2,211	\$0	\$1,120	\$0
<u>Transfer from Fund Balances</u>					
AC_369936 Unassigned Use of Fund Balance	\$0	\$0	\$2,101	\$0	\$164,000
Sub Total	\$0	\$0	\$2,101	\$0	\$164,000
Total Revenue	\$1,481	\$2,211	\$2,101	\$1,120	\$164,000
Expense					
<u>Other Services and Charges</u>					
AC_549015 Cost Allocation-General Fund Services	\$0	\$2,414	\$2,101	\$2,101	\$3,506
Sub Total	\$0	\$2,414	\$2,101	\$2,101	\$3,506
<u>Aids and Grants</u>					
AC_581000 Aids to Government Agencies	\$0	\$0	\$0	\$41,499	\$0
Sub Total	\$0	\$0	\$0	\$41,499	\$0
<u>Budget Reserves</u>					
AC_599999 Other Uses Budget Reserve	\$0	\$0	\$0	\$0	\$160,494
Sub Total	\$0	\$0	\$0	\$0	\$160,494
Total Expense	\$0	\$2,414	\$2,101	\$43,600	\$164,000

Revenue And Expense Report All Other Funds

FD 30513 - University North District Transportation Impact Fee

	FY16 Actual	FY17 Actual	FY18 Adopted	FY18 Projected	FY19 Recommended
<u>Revenue</u>					
<u>Miscellaneous Revenue</u>					
AC_361099 Amortization Premium Discount Investments	\$193	\$1,302	\$0	\$200	\$0
AC_361101 Int Earng-Pooled Cash	\$16,077	\$19,869	\$0	\$6,000	\$0
AC_361103 Int Earnings-1st Union	\$1,632	\$2,199	\$0	\$800	\$0
AC_361200 Dividends Interest and Other Earnings	\$84	\$5	\$0	\$0	\$0
Sub Total	\$17,986	\$23,375	\$0	\$7,000	\$0
<u>Transfer from Fund Balances</u>					
AC_369936 Unassigned Use of Fund Balance	\$0	\$0	\$1,092,462	\$0	\$1,050,000
Sub Total	\$0	\$0	\$1,092,462	\$0	\$1,050,000
<u>Transfer From</u>					
AC_381113 Transfer From Impact Fee University North Dist IMPact Fee Fund	\$179,555	\$0	\$0	\$0	\$0
Sub Total	\$179,555	\$0	\$0	\$0	\$0
Total Revenue	\$197,541	\$23,375	\$1,092,462	\$7,000	\$1,050,000
<u>Expense</u>					
<u>Other Services and Charges</u>					
AC_549015 Cost Allocation-General Fund Services	\$0	\$259,507	\$4,517	\$4,517	\$8,337
AC_549095 Cost Allocation - General Fund Contra	\$43	\$0	\$0	\$0	\$0
Sub Total	\$43	\$259,507	\$4,517	\$4,517	\$8,337
<u>Capital</u>					
AC_560005 Professional Services Capital	\$7,207	\$0	\$0	\$22,460	\$0
AC_549024 Overhead Allocation	\$0	\$0	\$0	\$26,268	\$0
AC_563001 Improv Other Than Bldgs	\$0	\$599,762	\$45,483	\$217,726	\$0
Sub Total	\$7,207	\$599,762	\$45,483	\$266,454	\$0
<u>Budget Reserves</u>					
AC_569999 Capital Outlay Budget Reserve	\$0	\$0	\$1,042,462	\$0	\$0
AC_599999 Other Uses Budget Reserve	\$0	\$0	\$0	\$0	\$1,041,663
Sub Total	\$0	\$0	\$1,042,462	\$0	\$1,041,663
Total Expense	\$7,250	\$859,269	\$1,092,462	\$270,971	\$1,050,000

Revenue And Expense Report All Other Funds

FD_30514 - Interbay District sidewalk Impact Fee

	FY16 Actual	FY17 Actual	FY18 Adopted	FY18 Projected	FY19 Recommended
<u>Revenue</u>					
<u>Miscellaneous Revenue</u>					
AC_361099 Amortization Premium Discount Investments	\$6	\$16	\$0	\$10	\$0
AC_361101 Int Earng-Pooled Cash	\$508	\$255	\$0	\$400	\$0
AC_361103 Int Earnings-1st Union	\$52	\$34	\$0	\$50	\$0
AC_361200 Dividends Interest and Other Earnings	\$3	\$0	\$0	\$0	\$0
Sub Total	\$569	\$305	\$0	\$460	\$0
<u>Transfer From</u>					
AC_381114 Transfer From Impact Fee Interbay Sidewalk Fund	\$0	\$5,734	\$143,269	\$143,269	\$0
Sub Total	\$0	\$5,734	\$143,269	\$143,269	\$0
Total Revenue	\$569	\$6,039	\$143,269	\$143,729	\$0
<u>Expense</u>					
<u>Other Services and Charges</u>					
AC_549015 Cost Allocation-General Fund Services	\$0	\$6,856	\$0	\$0	\$0
Sub Total	\$0	\$6,856	\$0	\$0	\$0
<u>Capital</u>					
AC_563001 Improv Other Than Bldgs	\$0	\$77,500	\$143,269	\$143,269	\$0
Sub Total	\$0	\$77,500	\$143,269	\$143,269	\$0
Total Expense	\$0	\$84,356	\$143,269	\$143,269	\$0

Revenue And Expense Report All Other Funds

FD 30515 - Central East District Sidewalk Impact Fee

	FY16 Actual	FY17 Actual	FY18 Adopted	FY18 Projected	FY19 Recommended
Revenue					
<u>Miscellaneous Revenue</u>					
AC_361099 Amortization Premium Discount Investments	\$3	\$8	\$0	\$6	\$0
AC_361101 Int Earng-Pooled Cash	\$217	\$122	\$0	\$200	\$0
AC_361103 Int Earnings-1st Union	\$22	\$16	\$0	\$30	\$0
AC_361200 Dividends Interest and Other Earnings	\$1	\$0	\$0	\$0	\$0
Sub Total	\$243	\$146	\$0	\$236	\$0
<u>Transfer From</u>					
AC_381115 Transfer From Impact Fee Central East Sidewalk Fund	\$0	\$997	\$75,352	\$75,352	\$0
Sub Total	\$0	\$997	\$75,352	\$75,352	\$0
Total Revenue	\$243	\$1,143	\$75,352	\$75,588	\$0
Expense					
<u>Other Services and Charges</u>					
AC_549015 Cost Allocation-General Fund Services	\$0	\$2,031	\$0	\$0	\$0
Sub Total	\$0	\$2,031	\$0	\$0	\$0
<u>Capital</u>					
AC_563000 Infrastructure	\$0	\$0	\$0	\$18	\$0
AC_563001 Improv Other Than Bldgs	\$0	\$32,600	\$75,352	\$75,352	\$0
Sub Total	\$0	\$32,600	\$75,352	\$75,370	\$0
Total Expense	\$0	\$34,631	\$75,352	\$75,370	\$0

Revenue And Expense Report All Other Funds

FD 30516 - Westshore District Sidewalk Impact Fee

	FY16 Actual	FY17 Actual	FY18 Adopted	FY18 Projected	FY19 Recommended
<u>Revenue</u>					
<u>Miscellaneous Revenue</u>					
AC_361099 Amortization Premium Discount Investments	\$8	\$46	\$0	\$10	\$0
AC_361101 Int Earng-Pooled Cash	\$692	\$710	\$0	\$300	\$0
AC_361103 Int Earnings-1st Union	\$70	\$80	\$0	\$40	\$0
AC_361200 Dividends Interest and Other Earnings	\$3	\$0	\$0	\$0	\$0
Sub Total	\$774	\$836	\$0	\$350	\$0
<u>Transfer From</u>					
AC_381116 Transfer From Impact Fee Westshore Sidewalk Fund	\$0	\$7,426	\$51,278	\$51,278	\$0
Sub Total	\$0	\$7,426	\$51,278	\$51,278	\$0
Total Revenue	\$774	\$8,262	\$51,278	\$51,628	\$0
<u>Expense</u>					
<u>Other Services and Charges</u>					
AC_549015 Cost Allocation-General Fund Services	\$0	\$7,715	\$0	\$0	\$0
Sub Total	\$0	\$7,715	\$0	\$0	\$0
<u>Capital</u>					
AC_563000 Infrastructure	\$0	\$0	\$0	\$13,010	\$0
AC_563001 Improv Other Than Bldgs	\$27,739	\$13,802	\$51,278	\$111,438	\$0
Sub Total	\$27,739	\$13,802	\$51,278	\$124,448	\$0
Total Expense	\$27,739	\$21,517	\$51,278	\$124,448	\$0

Revenue And Expense Report All Other Funds

FD_30517 - North Central District Sidewalk Impact Fee

	FY16 Actual	FY17 Actual	FY18 Adopted	FY18 Projected	FY19 Recommended
Revenue					
<u>Miscellaneous Revenue</u>					
AC_361099 Amortization Premium Discount Investments	\$0	\$0	\$0	\$0	\$0
AC_361101 Int Earng-Pooled Cash	\$6	\$6	\$0	\$2	\$0
AC_361103 Int Earnings-1st Union	\$1	\$1	\$0	\$0	\$0
AC_361200 Dividends Interest and Other Earnings	\$0	\$0	\$0	\$0	\$0
Sub Total	\$7	\$7	\$0	\$2	\$0
<u>Transfer From</u>					
AC_381117 Transfer From Impact Fee North Central Sidewalk Fund	\$0	\$1,440	\$0	\$0	\$0
Sub Total	\$0	\$1,440	\$0	\$0	\$0
Total Revenue	\$7	\$1,447	\$0	\$2	\$0
Expense					
<u>Other Services and Charges</u>					
AC_549015 Cost Allocation-General Fund Services	\$0	\$1,935	\$0	\$0	\$0
Sub Total	\$0	\$1,935	\$0	\$0	\$0
Total Expense	\$0	\$1,935	\$0	\$0	\$0

Revenue And Expense Report All Other Funds

FD 30518 - Central Business District Sidewalk Impact Fee

	FY16 Actual	FY17 Actual	FY18 Adopted	FY18 Projected	FY19 Recommended
<u>Revenue</u>					
<u>Miscellaneous Revenue</u>					
AC_361099 Amortization Premium Discount Investments	\$0	\$0	\$0	\$0	\$0
AC_361101 Int Earng-Pooled Cash	\$2	\$3	\$0	\$2	\$0
AC_361103 Int Earnings-1st Union	\$0	\$0	\$0	\$0	\$0
AC_361200 Dividends Interest and Other Earnings	\$0	\$0	\$0	\$0	\$0
Sub Total	\$3	\$4	\$0	\$2	\$0
<u>Transfer From</u>					
AC_381118 Transfer From Impact Fee Central Business Sidewalk Fund	\$0	\$2	\$0	\$0	\$0
Sub Total	\$0	\$2	\$0	\$0	\$0
Total Revenue	\$3	\$6	\$0	\$2	\$0
<u>Expense</u>					
<u>Other Services and Charges</u>					
AC_549015 Cost Allocation-General Fund Services	\$0	\$2	\$0	\$0	\$0
Sub Total	\$0	\$2	\$0	\$0	\$0
Total Expense	\$0	\$2	\$0	\$0	\$0

Revenue And Expense Report All Other Funds

FD 31200 - International Plaza DRI Fund

	FY16 Actual	FY17 Actual	FY18 Adopted	FY18 Projected	FY19 Recommended
<u>Revenue</u>					
<u>Miscellaneous Revenue</u>					
AC_361099 Amortization Premium Discount Investments	\$239	\$1,696	\$0	\$300	\$0
AC_361101 Int Earng-Pooled Cash	\$19,728	\$26,228	\$0	\$10,000	\$0
AC_361103 Int Earnings-1st Union	\$2,010	\$2,854	\$0	\$1,000	\$0
AC_361200 Dividends Interest and Other Earnings	\$100	\$6	\$0	\$0	\$0
AC_369934 Miscellaneous Revenues	\$0	\$0	\$0	\$200	\$0
Sub Total	\$22,077	\$30,784	\$0	\$11,500	\$0
<u>Transfer from Fund Balances</u>					
AC_369936 Unassigned Use of Fund Balance	\$0	\$0	\$0	\$0	\$90,000
Sub Total	\$0	\$0	\$0	\$0	\$90,000
Total Revenue	\$22,077	\$30,784	\$0	\$11,500	\$90,000
<u>Expense</u>					
<u>Capital</u>					
AC_560005 Professional Services Capital	\$321,971	\$128,423	\$0	\$34,023	\$0
AC_561000 Land	\$0	\$3,150	\$0	(3,150)	\$0
AC_563001 Improv Other Than Bldgs	\$1,092	\$2,684	\$0	\$1,102,821	\$0
Sub Total	\$323,063	\$134,258	\$0	\$1,133,694	\$0
<u>Budget Reserves</u>					
AC_599999 Other Uses Budget Reserve	\$0	\$0	\$0	\$0	\$90,000
Sub Total	\$0	\$0	\$0	\$0	\$90,000
Total Expense	\$323,063	\$134,258	\$0	\$1,133,694	\$90,000

Revenue And Expense Report All Other Funds

FD 31201 - Westshore Neighborhood DRI Fund

	FY16 Actual	FY17 Actual	FY18 Adopted	FY18 Projected	FY19 Recommended
Revenue					
<u>Licenses and Permits</u>					
AC_325606 Westshore Residential Neighborhood Impro	\$100,034	\$83,067	\$100,000	\$100,000	\$100,000
Sub Total	\$100,034	\$83,067	\$100,000	\$100,000	\$100,000
<u>Miscellaneous Revenue</u>					
AC_361099 Amortization Premium Discount Investments	\$44	\$395	\$0	\$100	\$0
AC_361101 Int Earng-Pooled Cash	\$3,511	\$6,100	\$0	\$2,000	\$0
AC_361103 Int Earnings-1st Union	\$353	\$655	\$0	\$300	\$0
AC_361200 Dividends Interest and Other Earnings	\$21	\$1	\$0	\$0	\$0
Sub Total	\$3,928	\$7,152	\$0	\$2,400	\$0
<u>Transfer from Fund Balances</u>					
AC_369936 Unassigned Use of Fund Balance	\$0	\$0	\$0	\$0	\$743,000
Sub Total	\$0	\$0	\$0	\$0	\$743,000
Total Revenue	\$103,963	\$90,218	\$100,000	\$102,400	\$843,000
Expense					
<u>Capital</u>					
AC_563001 Improv Other Than Bldgs	\$0	\$0	\$0	\$9,400	\$0
Sub Total	\$0	\$0	\$0	\$9,400	\$0
<u>Budget Reserves</u>					
AC_599999 Other Uses Budget Reserve	\$0	\$0	\$100,000	\$0	\$843,000
Sub Total	\$0	\$0	\$100,000	\$0	\$843,000
Total Expense	\$0	\$0	\$100,000	\$9,400	\$843,000

Revenue And Expense Report All Other Funds

FD 35000 - Multi Modal CIP Interbay District

	FY16 Actual	FY17 Actual	FY18 Adopted	FY18 Projected	FY19 Recommended
<u>Revenue</u>					
<u>Miscellaneous Revenue</u>					
AC_361099 Amortization Premium Discount Investments	\$1	\$78	\$0	\$0	\$0
AC_361101 Int Earng-Pooled Cash	\$44	\$1,450	\$0	\$0	\$0
AC_361103 Int Earnings-1st Union	\$4	\$126	\$0	\$0	\$0
AC_361200 Dividends Interest and Other Earnings	\$0	\$0	\$0	\$0	\$0
Sub Total	\$50	\$1,653	\$0	\$0	\$0
<u>Transfer from Fund Balances</u>					
AC_369936 Unassigned Use of Fund Balance	\$0	\$0	\$0	\$0	\$5,000
Sub Total	\$0	\$0	\$0	\$0	\$5,000
<u>Transfer From</u>					
AC_381150 Transfer From Multi Modal Fee Interbay	\$15,000	\$439,695	\$142,737	\$142,737	\$894,000
Sub Total	\$15,000	\$439,695	\$142,737	\$142,737	\$894,000
Total Revenue	\$15,050	\$441,348	\$142,737	\$142,737	\$899,000
<u>Expense</u>					
<u>Other Services and Charges</u>					
AC_549015 Cost Allocation-General Fund Services	\$0	\$0	\$0	\$0	\$13,509
Sub Total	\$0	\$0	\$0	\$0	\$13,509
<u>Capital</u>					
AC_560005 Professional Services Capital	\$0	\$44,022	\$142,737	\$142,915	\$0
AC_563001 Improv Other Than Bldgs	\$0	\$96,204	\$0	\$299,291	\$885,491
Sub Total	\$0	\$140,226	\$142,737	\$442,206	\$885,491
<u>Aids and Grants</u>					
AC_581000 Aids to Government Agencies	\$0	\$0	\$0	\$15,000	\$0
Sub Total	\$0	\$0	\$0	\$15,000	\$0
Total Expense	\$0	\$140,226	\$142,737	\$457,206	\$899,000

Revenue And Expense Report All Other Funds

FD 35100 - Multi Modal CIP Westshore District

	FY16 Actual	FY17 Actual	FY18 Adopted	FY18 Projected	FY19 Recommended
Revenue					
<u>Miscellaneous Revenue</u>					
AC_361099 Amortization Premium Discount Investments	\$23	\$401	\$0	\$0	\$0
AC_361101 Int Earng-Pooled Cash	\$1,447	\$6,270	\$0	\$0	\$0
AC_361103 Int Earnings-1st Union	\$135	\$651	\$0	\$0	\$0
AC_361200 Dividends Interest and Other Earnings	\$15	\$1	\$0	\$0	\$0
Sub Total	\$1,621	\$7,322	\$0	\$0	\$0
<u>Transfer from Fund Balances</u>					
AC_369936 Unassigned Use of Fund Balance	\$0	\$0	\$0	\$0	\$39,000
Sub Total	\$0	\$0	\$0	\$0	\$39,000
<u>Transfer From</u>					
AC_381151 Transfer From Multi Modal Fee Westshore	\$490,000	\$564,000	\$211,492	\$211,492	\$0
Sub Total	\$490,000	\$564,000	\$211,492	\$211,492	\$0
Total Revenue	\$491,621	\$571,322	\$211,492	\$211,492	\$39,000
Expense					
<u>Other Services and Charges</u>					
AC_549015 Cost Allocation-General Fund Services	\$0	\$21,873	\$61,492	\$61,492	\$14,186
AC_549095 Cost Allocation - General Fund Contra	\$666	\$0	\$0	\$0	\$0
Sub Total	\$666	\$21,873	\$61,492	\$61,492	\$14,186
<u>Capital</u>					
AC_560005 Professional Services Capital	\$0	\$0	\$0	\$100,928	\$0
AC_563001 Improv Other Than Bldgs	\$0	\$0	\$150,000	\$1,065,533	\$0
Sub Total	\$0	\$0	\$150,000	\$1,166,461	\$0
<u>Aids and Grants</u>					
AC_581000 Aids to Government Agencies	\$0	\$0	\$0	\$15,000	\$0
Sub Total	\$0	\$0	\$0	\$15,000	\$0
<u>Budget Reserves</u>					
AC_599999 Other Uses Budget Reserve	\$0	\$0	\$0	\$0	\$24,814
Sub Total	\$0	\$0	\$0	\$0	\$24,814
Total Expense	\$666	\$21,873	\$211,492	\$1,242,953	\$39,000

Revenue And Expense Report All Other Funds

FD 35200 - Multi Modal CIP Central Bus District

	FY16 Actual	FY17 Actual	FY18 Adopted	FY18 Projected	FY19 Recommended
<u>Revenue</u>					
<u>Miscellaneous Revenue</u>					
AC_361099 Amortization Premium Discount Investments	\$0	\$0	\$0	\$0	\$0
AC_361101 Int Earng-Pooled Cash	\$0	\$1	\$0	\$0	\$0
AC_361103 Int Earnings-1st Union	\$0	\$0	\$0	\$0	\$0
Sub Total	\$0	\$2	\$0	\$0	\$0
<u>Transfer From</u>					
AC_381152 Transfer From Multi Modal Fee Central Bus	\$150	\$0	\$0	\$0	\$1,662
Sub Total	\$150	\$0	\$0	\$0	\$1,662
Total Revenue	\$150	\$2	\$0	\$0	\$1,662
<u>Expense</u>					
<u>Other Services and Charges</u>					
AC_549015 Cost Allocation-General Fund Services	\$0	\$0	\$0	\$0	\$1,662
Sub Total	\$0	\$0	\$0	\$0	\$1,662
<u>Aids and Grants</u>					
AC_581000 Aids to Government Agencies	\$0	\$0	\$0	\$150	\$0
Sub Total	\$0	\$0	\$0	\$150	\$0
Total Expense	\$0	\$0	\$0	\$150	\$1,662

Revenue And Expense Report All Other Funds

FD 35300 - Multi Modal CIP Central East District

	FY16 Actual	FY17 Actual	FY18 Adopted	FY18 Projected	FY19 Recommended
<u>Revenue</u>					
<u>Miscellaneous Revenue</u>					
AC_361099 Amortization Premium Discount Investments	\$4	\$61	\$0	\$0	\$0
AC_361101 Int Earng-Pooled Cash	\$265	\$984	\$0	\$0	\$0
AC_361103 Int Earnings-1st Union	\$25	\$102	\$0	\$0	\$0
AC_361200 Dividends Interest and Other Earnings	\$3	\$0	\$0	\$0	\$0
Sub Total	\$297	\$1,147	\$0	\$0	\$0
<u>Transfer from Fund Balances</u>					
AC_369936 Unassigned Use of Fund Balance	\$0	\$0	\$0	\$0	\$160,000
Sub Total	\$0	\$0	\$0	\$0	\$160,000
<u>Transfer From</u>					
AC_381153 Transfer From Multi Modal Fee Central East	\$90,724	\$51,689	\$601,600	\$890,000	\$319,000
Sub Total	\$90,724	\$51,689	\$601,600	\$890,000	\$319,000
Total Revenue	\$91,021	\$52,836	\$601,600	\$890,000	\$479,000
<u>Expense</u>					
<u>Other Services and Charges</u>					
AC_549015 Cost Allocation-General Fund Services	\$0	\$0	\$0	\$0	\$41,354
AC_549095 Cost Allocation - General Fund Contra	\$1,062	\$0	\$0	\$0	\$0
Sub Total	\$1,062	\$0	\$0	\$0	\$41,354
<u>Capital</u>					
AC_563001 Improv Other Than Bldgs	\$0	\$0	\$597,000	\$1,022,251	\$437,646
Sub Total	\$0	\$0	\$597,000	\$1,022,251	\$437,646
<u>Aids and Grants</u>					
AC_581000 Aids to Government Agencies	\$0	\$0	\$0	\$4,500	\$0
Sub Total	\$0	\$0	\$0	\$4,500	\$0
<u>Budget Reserves</u>					
AC_599999 Other Uses Budget Reserve	\$0	\$0	\$4,600	\$0	\$0
Sub Total	\$0	\$0	\$4,600	\$0	\$0
Total Expense	\$1,062	\$0	\$601,600	\$1,026,751	\$479,000

Revenue And Expense Report All Other Funds

FD 35400 - Multi Modal CIP North Central

	FY16 Actual	FY17 Actual	FY18 Adopted	FY18 Projected	FY19 Recommended
<u>Revenue</u>					
<u>Miscellaneous Revenue</u>					
AC_361099 Amortization Premium Discount Investments	\$0	\$0	\$0	\$0	\$0
AC_361101 Int Earng-Pooled Cash	\$1	\$3	\$0	\$0	\$0
AC_361103 Int Earnings-1st Union	\$0	\$0	\$0	\$0	\$0
Sub Total	\$1	\$3	\$0	\$0	\$0
<u>Transfer From</u>					
AC_381154 Transfer From Multi Modal Fee North Central	\$300	\$0	\$132,060	\$132,060	\$163,000
Sub Total	\$300	\$0	\$132,060	\$132,060	\$163,000
Total Revenue	\$301	\$3	\$132,060	\$132,060	\$163,000
<u>Expense</u>					
<u>Other Services and Charges</u>					
AC_549015 Cost Allocation-General Fund Services	\$0	\$0	\$0	\$0	\$10,165
Sub Total	\$0	\$0	\$0	\$0	\$10,165
<u>Capital</u>					
AC_560005 Professional Services Capital	\$0	\$0	\$82,000	\$82,000	\$0
AC_563001 Improv Other Than Bldgs	\$0	\$0	\$50,000	\$50,000	\$152,835
Sub Total	\$0	\$0	\$132,000	\$132,000	\$152,835
<u>Aids and Grants</u>					
AC_581000 Aids to Government Agencies	\$0	\$0	\$0	\$300	\$0
Sub Total	\$0	\$0	\$0	\$300	\$0
<u>Budget Reserves</u>					
AC_569999 Capital Outlay Budget Reserve	\$0	\$0	\$60	\$0	\$0
Sub Total	\$0	\$0	\$60	\$0	\$0
Total Expense	\$0	\$0	\$132,060	\$132,300	\$163,000

Revenue And Expense Report All Other Funds

FD 35500 - Multi Modal CIP University North

	FY16 Actual	FY17 Actual	FY18 Adopted	FY18 Projected	FY19 Recommended
<u>Revenue</u>					
<u>Miscellaneous Revenue</u>					
AC_361099 Amortization Premium Discount Investments	\$15	\$83	\$0	\$0	\$0
AC_361101 Int Earng-Pooled Cash	\$916	\$1,327	\$0	\$0	\$0
AC_361103 Int Earnings-1st Union	\$86	\$154	\$0	\$0	\$0
AC_361200 Dividends Interest and Other Earnings	\$9	\$0	\$0	\$0	\$0
Sub Total	\$1,026	\$1,564	\$0	\$0	\$0
<u>Transfer from Fund Balances</u>					
AC_369936 Unassigned Use of Fund Balance	\$0	\$0	\$0	\$0	\$88,000
Sub Total	\$0	\$0	\$0	\$0	\$88,000
<u>Transfer From</u>					
AC_381155 Transfer From Multi Modal Fee Univ North	\$111,267	\$0	\$1,400	\$1,400	\$0
Sub Total	\$111,267	\$0	\$1,400	\$1,400	\$0
Total Revenue	\$112,293	\$1,564	\$1,400	\$1,400	\$88,000
<u>Expense</u>					
<u>Other Services and Charges</u>					
AC_549015 Cost Allocation-General Fund Services	\$0	\$0	\$0	\$0	\$1,733
AC_549095 Cost Allocation - General Fund Contra	\$689	\$0	\$0	\$0	\$0
Sub Total	\$689	\$0	\$0	\$0	\$1,733
<u>Capital</u>					
AC_549024 Overhead Allocation	\$0	\$0	\$0	(26,268)	\$0
AC_563001 Improv Other Than Bldgs	\$0	\$0	\$0	\$26,311	\$0
Sub Total	\$0	\$0	\$0	\$43	\$0
<u>Aids and Grants</u>					
AC_581000 Aids to Government Agencies	\$0	\$0	\$0	\$22,500	\$0
Sub Total	\$0	\$0	\$0	\$22,500	\$0
<u>Budget Reserves</u>					
AC_569999 Capital Outlay Budget Reserve	\$0	\$0	\$1,400	\$0	\$0
AC_599999 Other Uses Budget Reserve	\$0	\$0	\$0	\$0	\$86,267
Sub Total	\$0	\$0	\$1,400	\$0	\$86,267
Total Expense	\$689	\$0	\$1,400	\$22,543	\$88,000

Revenue And Expense Report All Other Funds

FD 30100 - Citywide Capital Project Improvements

	FY16 Actual	FY17 Actual	FY18 Adopted	FY18 Projected	FY19 Recommended
Revenue					
<u>Miscellaneous Revenue</u>					
AC_361099 Amortization Premium Discount Investments	\$32	\$495	\$0	\$0	\$0
AC_361101 Int Earng-Pooled Cash	\$1,968	\$7,681	\$0	\$0	\$0
AC_361103 Int Earnings-1st Union	\$156	\$823	\$0	\$0	\$0
AC_361200 Dividends Interest and Other Earnings	\$26	\$2	\$0	\$0	\$0
Sub Total	\$2,182	\$9,001	\$0	\$0	\$0
<u>Transfer From</u>					
AC_381138 Transfer from Landscape in Lieu Fund	\$711,000	\$0	\$0	\$0	\$0
Sub Total	\$711,000	\$0	\$0	\$0	\$0
Total Revenue	\$713,182	\$9,001	\$0	\$0	\$0
Expense					
<u>Capital</u>					
AC_563001 Improv Other Than Bldgs	\$0	\$0	\$0	\$711,000	\$0
Sub Total	\$0	\$0	\$0	\$711,000	\$0
<u>Transfer To Other Funds</u>					
AC_591314 Transfer to - Utilities Services Tax Capital Project Fund	\$0	\$42,500	\$0	\$0	\$0
Sub Total	\$0	\$42,500	\$0	\$0	\$0
Total Expense	\$0	\$42,500	\$0	\$711,000	\$0

Revenue And Expense Report All Other Funds

FD 30110 - Deepwater Horizon Oil Spill Fund

	FY16 Actual	FY17 Actual	FY18 Adopted	FY18 Projected	FY19 Recommended
Revenue					
<u>Miscellaneous Revenue</u>					
AC_361099 Amortization Premium Discount Investments	\$1,609	\$11,837	\$0	\$0	\$0
AC_361101 Int Earng-Pooled Cash	\$120,795	\$182,724	\$40,000	\$125,000	\$10,000
AC_361103 Int Earnings-1st Union	\$12,217	\$19,798	\$0	\$10,000	\$0
AC_361200 Dividends Interest and Other Earnings	\$701	\$45	\$0	\$0	\$0
Sub Total	\$135,322	\$214,404	\$40,000	\$135,000	\$10,000
<u>Transfer from Fund Balances</u>					
AC_369936 Unassigned Use of Fund Balance	\$0	\$0	\$5,186,433	\$0	\$133,490
Sub Total	\$0	\$0	\$5,186,433	\$0	\$133,490
Total Revenue	\$135,322	\$214,404	\$5,226,433	\$135,000	\$143,490
Expense					
<u>Other Services and Charges</u>					
AC_549015 Cost Allocation-General Fund Services	\$0	\$19,525	\$1,404	\$0	\$10,000
Sub Total	\$0	\$19,525	\$1,404	\$0	\$10,000
<u>Capital</u>					
AC_560005 Professional Services Capital	\$0	\$0	\$230,475	\$230,475	\$0
AC_561000 Land	\$0	\$0	\$40,500	\$40,500	\$0
AC_562001 Improvements to Buildings	\$0	\$0	\$3,252,869	\$3,252,869	\$0
AC_563001 Improv Other Than Bldgs	\$0	\$8,241,020	\$1,563,325	\$8,322,305	\$0
AC_564000 Machinery and Equipment	\$0	\$0	\$110,000	\$110,000	\$0
AC_567000 Works of Art / Collections	\$0	\$0	\$22,332	\$22,332	\$0
Sub Total	\$0	\$8,241,020	\$5,219,501	\$11,978,481	\$0
<u>Transfer To Other Funds</u>					
AC_591011 Transfer To General Fund	\$0	\$500,000	\$0	\$0	\$0
Sub Total	\$0	\$500,000	\$0	\$0	\$0
<u>Budget Reserves</u>					
AC_599999 Other Uses Budget Reserve	\$0	\$0	\$5,528	\$0	\$133,490
Sub Total	\$0	\$0	\$5,528	\$0	\$133,490
Total Expense	\$0	\$8,760,545	\$5,226,433	\$11,978,481	\$143,490

Revenue And Expense Report All Other Funds

FD 30410 - Housing Grants Capital Project

	FY16 Actual	FY17 Actual	FY18 Adopted	FY18 Projected	FY19 Recommended
<u>Revenue</u>					
<u>Intergovernmental Revenues</u>					
AC_331507 Eco Envir-Comm Deb BI Grant	\$335,985	\$0	\$0	\$0	\$0
AC_331900 Federal Grant - Other	(\$12,294)	\$0	\$0	\$0	\$0
Sub Total	\$323,691	\$0	\$0	\$0	\$0
Total Revenue	\$323,691	\$0	\$0	\$0	\$0
<u>Expense</u>					
<u>Capital</u>					
AC_563001 Improv Other Than Bldgs	\$323,691	\$0	\$0	\$0	\$0
Sub Total	\$323,691	\$0	\$0	\$0	\$0
Total Expense	\$323,691	\$0	\$0	\$0	\$0

Revenue And Expense Report All Other Funds

FD_30415 - Parks & Recreation Grants Capital Projects

	FY16 Actual	FY17 Actual	FY18 Adopted	FY18 Projected	FY19 Recommended
Revenue					
<u>Intergovernmental Revenues</u>					
AC_331390 Federal Grant - Other Physical Environment	\$1,823,916	\$477,750	\$0	\$0	\$0
AC_331900 Federal Grant - Other	\$91,227	(\$91,227)	\$0	\$0	\$0
AC_334100 State Grant - General Government	\$357,054	\$1,097,647	\$0	\$0	\$0
AC_334101 Fl-Hist Preservation	\$350,000	\$0	\$0	\$0	\$0
AC_334900 State Grant - Other	\$0	\$618,125	\$0	\$372,363	\$0
AC_337101 Hillsborough County	\$42,459	\$201,882	\$0	\$0	\$0
Sub Total	\$2,664,656	\$2,304,176	\$0	\$372,363	\$0
<u>Miscellaneous Revenue</u>					
AC_361099 Amortization Premium Discount Investments	(\$10)	(\$549)	\$0	\$0	\$0
AC_361101 Int Earng-Pooled Cash	(\$448)	(\$7,691)	\$0	\$0	\$0
AC_361103 Int Earnings-1st Union	(\$27)	(\$846)	\$0	\$0	\$0
AC_361200 Dividends Interest and Other Earnings	(\$12)	(\$1)	\$0	\$0	\$0
Sub Total	(497)	(9,088)	\$0	\$0	\$0
Total Revenue	\$2,664,159	\$2,295,088	\$0	\$372,363	\$0
Expense					
<u>Capital</u>					
AC_560005 Professional Services Capital	\$188,218	\$23,537	\$0	\$9,693	\$0
AC_563001 Improv Other Than Bldgs	\$2,475,941	\$2,271,551	\$0	\$362,670	\$0
Sub Total	\$2,664,159	\$2,295,088	\$0	\$372,363	\$0
Total Expense	\$2,664,159	\$2,295,088	\$0	\$372,363	\$0

Revenue And Expense Report All Other Funds

FD 30800 - Private Donations Capital Projects

	FY16 Actual	FY17 Actual	FY18 Adopted	FY18 Projected	FY19 Recommended
Revenue					
<u>Licenses and Permits</u>					
AC_325600 Interbay District	\$28,262	\$12,745	\$0	\$325,000	\$0
AC_325601 Westshore District	\$15,508	\$92,176	\$0	\$0	\$0
AC_325603 Central/East Tampa District	\$15,974	\$4,504	\$0	\$130,000	\$0
AC_325605 University North District	\$0	\$4,144	\$0	\$0	\$0
Sub Total	\$59,744	\$113,569	\$0	\$455,000	\$0
<u>Intergovernmental Revenues</u>					
AC_337101 Hillsborough County	\$150,000	\$0	\$0	\$0	\$0
Sub Total	\$150,000	\$0	\$0	\$0	\$0
<u>Miscellaneous Revenue</u>					
AC_361099 Amortization Premium Discount Investments	\$108	\$747	\$0	\$0	\$0
AC_361101 Int Earng-Pooled Cash	\$7,684	\$10,538	\$0	\$0	\$0
AC_361103 Int Earnings-1st Union	\$810	\$1,267	\$0	\$0	\$0
AC_361200 Dividends Interest and Other Earnings	\$53	\$3	\$0	\$0	\$0
AC_366000 Contributions and Donations From Private Sources	\$71,295	\$0	\$0	\$0	\$0
AC_366005 Contributions Private Sources	\$322,717	\$73,824	\$0	\$15,000	\$0
AC_369931 Other Income	\$418,510	\$0	\$0	\$0	\$0
Sub Total	\$821,177	\$86,379	\$0	\$15,000	\$0
<u>Transfer From</u>					
AC_381306 Transfer From Local Option Gas Tax Capital Project Fund	\$56,338	\$0	\$0	\$0	\$0
Sub Total	\$56,338	\$0	\$0	\$0	\$0
Total Revenue	\$1,087,259	\$199,948	\$0	\$470,000	\$0
Expense					
<u>Capital</u>					
AC_560005 Professional Services Capital	\$5,075	\$582	\$0	\$0	\$0
AC_562001 Improvements to Buildings	\$54,086	\$0	\$0	\$1,040	\$0
AC_563000 Infrastructure	\$96,191	\$188,534	\$0	\$15,275	\$0
AC_563001 Improv Other Than Bldgs	\$813,193	\$10,832	\$0	\$1,395,736	\$0
Sub Total	\$968,545	\$199,948	\$0	\$1,412,051	\$0
<u>Aids and Grants</u>					
AC_581000 Aids to Government Agencies	\$118,714	\$0	\$0	\$0	\$0

Revenue And Expense Report All Other Funds

FD 30800 - Private Donations Capital Projects

	FY16 Actual	FY17 Actual	FY18 Adopted	FY18 Projected	FY19 Recommended
Sub Total	\$118,714	\$0	\$0	\$0	\$0
Total Expense	\$1,087,259	\$199,948	\$0	\$1,412,051	\$0

Revenue And Expense Report All Other Funds

FD_30900 - SWFWMD Grants Capital Projects

	FY16 Actual	FY17 Actual	FY18 Adopted	FY18 Projected	FY19 Recommended
Revenue					
<u>Intergovernmental Revenues</u>					
AC_334302 FI Dept of Environmental Protection Rev	\$877,657	\$37,499	\$0	\$0	\$0
AC_334900 State Grant - Other	\$213,006	\$0	\$0	\$0	\$0
AC_337302 Southwest Fla Water Mang Dist(SWFWMD)	\$296,688	\$2,250,819	\$12,000,000	\$15,343,847	\$3,500,000
Sub Total	\$1,387,350	\$2,288,318	\$12,000,000	\$15,343,847	\$3,500,000
<u>Miscellaneous Revenue</u>					
AC_361099 Amortization Premium Discount Investments	(\$1)	(\$33)	\$0	\$0	\$0
AC_361101 Int Earng-Pooled Cash	(\$398)	(\$642)	\$0	\$0	\$0
AC_361103 Int Earnings-1st Union	(\$43)	(\$75)	\$0	\$0	\$0
AC_361200 Dividends Interest and Other Earnings	\$1	\$0	\$0	\$0	\$0
Sub Total	(441)	(750)	\$0	\$0	\$0
Total Revenue	\$1,386,909	\$2,287,569	\$12,000,000	\$15,343,847	\$3,500,000
Expense					
<u>Capital</u>					
AC_560005 Professional Services Capital	\$3,505	\$325,664	\$700,000	\$952,835	\$500,000
AC_563000 Infrastructure	\$1,383,404	\$1,963,626	\$6,300,000	\$10,021,532	\$0
AC_563001 Improv Other Than Bldgs	\$0	\$0	\$5,000,000	\$5,200,000	\$3,000,000
Sub Total	\$1,386,909	\$2,289,290	\$12,000,000	\$16,174,367	\$3,500,000
Total Expense	\$1,386,909	\$2,289,290	\$12,000,000	\$16,174,367	\$3,500,000

Special Revenue Funds

**FINISH
STRONG**



Revenue And Expense Report All Other Funds

FD_13400 - Cancer Survivors Plaza Maintenance

	FY16 Actual	FY17 Actual	FY18 Adopted	FY18 Projected	FY19 Recommended
<u>Revenue</u>					
<u>Miscellaneous Revenue</u>					
AC_361099 Amortization Premium Discount Investments	\$0	\$0	\$0	\$1	\$0
AC_361101 Int Earng-Pooled Cash	\$1	\$2	\$0	\$1	\$0
AC_361103 Int Earnings-1st Union	\$0	\$0	\$0	\$1	\$0
Sub Total	\$2	\$2	\$0	\$3	\$0
Total Revenue	\$2	\$2	\$0	\$3	\$0
<u>Expense</u>					
Total Expense	\$0	\$0	\$0	\$0	\$0

Revenue And Expense Report All Other Funds

FD_13500 - Cemetery Care

Revenue

Miscellaneous Revenue

AC_361099 Amortization Premium Discount Investments

AC_361101 Int Earng-Pooled Cash

AC_361103 Int Earnings-1st Union

AC_361200 Dividends Interest and Other Earnings

	FY16 Actual	FY17 Actual	FY18 Adopted	FY18 Projected	FY19 Recommended
	\$1	\$7	\$0	\$6	\$0
	\$79	\$112	\$0	\$112	\$0
	\$8	\$12	\$0	\$12	\$0
	\$0	\$0	\$0	\$0	\$0
Sub Total	\$88	\$132	\$0	\$130	\$0
Total Revenue	\$88	\$132	\$0	\$130	\$0

Expense

Total Expense

	\$0	\$0	\$0	\$0	\$0
--	-----	-----	-----	-----	-----

Revenue And Expense Report All Other Funds

FD 13600 - Conservation Area

	FY16 Actual	FY17 Actual	FY18 Adopted	FY18 Projected	FY19 Recommended
Revenue					
<u>Miscellaneous Revenue</u>					
AC_361099 Amortization Premium Discount Investments	\$59	\$447	\$0	\$100	\$0
AC_361101 Int Earng-Pooled Cash	\$4,825	\$6,906	\$0	\$4,000	\$0
AC_361103 Int Earnings-1st Union	\$490	\$749	\$0	\$900	\$0
AC_361200 Dividends Interest and Other Earnings	\$26	\$2	\$0	\$0	\$0
Sub Total	\$5,400	\$8,104	\$0	\$5,000	\$0
<u>Transfer from Fund Balances</u>					
AC_369936 Unassigned Use of Fund Balance	\$0	\$0	\$0	\$0	\$764,182
Sub Total	\$0	\$0	\$0	\$0	\$764,182
Total Revenue	\$5,400	\$8,104	\$0	\$5,000	\$764,182
Expense					
<u>Contractual Services</u>					
AC_534007 Other-Contractual Services	\$0	\$0	\$0	\$0	\$100,000
Sub Total	\$0	\$0	\$0	\$0	\$100,000
<u>Budget Reserves</u>					
AC_599999 Other Uses Budget Reserve	\$0	\$0	\$0	\$0	\$664,182
Sub Total	\$0	\$0	\$0	\$0	\$664,182
Total Expense	\$0	\$0	\$0	\$0	\$764,182

Revenue And Expense Report All Other Funds

FD 13700 - Development For The Arts

	FY16 Actual	FY17 Actual	FY18 Adopted	FY18 Projected	FY19 Recommended
Revenue					
<u>Miscellaneous Revenue</u>					
AC_361099 Amortization Premium Discount Investments	\$86	\$678	\$0	\$515	\$200
AC_361101 Int Earng-Pooled Cash	\$6,794	\$10,484	\$4,300	\$14,050	\$4,300
AC_361103 Int Earnings-1st Union	\$692	\$1,134	\$400	\$1,880	\$400
AC_361200 Dividends Interest and Other Earnings	\$38	\$2	\$0	\$0	\$0
AC_364400 Sale of City Property	\$0	\$27,946	\$0	\$0	\$0
AC_366009 Contrib-Art in Public Places	\$3,575	\$0	\$0	\$13,586	\$0
AC_366013 Contribution From City of Tampa	\$197,380	\$0	\$0	\$0	\$0
Sub Total	\$208,566	\$40,245	\$4,700	\$30,031	\$4,900
<u>Transfer from Fund Balances</u>					
AC_369936 Unassigned Use of Fund Balance	\$0	\$0	\$95,482	\$0	\$826,522
Sub Total	\$0	\$0	\$95,482	\$0	\$826,522
<u>Transfer From</u>					
AC_381314 Transfer From Utilities Services Tax Capital Project Fund	\$90,000	\$90,000	\$90,000	\$90,000	\$90,000
AC_381407 Transfer From Water Renewal and Replacement	\$26,000	\$10,000	\$10,000	\$10,000	\$10,000
AC_381410 Transfer from Wasterwater Operations	\$0	\$0	\$0	\$0	\$9,000
AC_381411 Transfer From Wastewater Capital Construction	\$9,000	\$9,000	\$9,000	\$9,000	\$0
Sub Total	\$125,000	\$109,000	\$109,000	\$109,000	\$109,000
Total Revenue	\$333,566	\$149,245	\$209,182	\$139,031	\$940,422
Expense					
<u>Contractual Services</u>					
AC_531002 Other-Professional Services	\$13,250	\$18,174	\$113,700	\$113,700	\$235,000
Sub Total	\$13,250	\$18,174	\$113,700	\$113,700	\$235,000
<u>Other Services and Charges</u>					
AC_549015 Cost Allocation-General Fund Services	\$0	\$15,981	\$10,482	\$10,482	\$9,564
AC_549026 Oracle Bad Debt Expense	(217)	\$0	\$0	\$0	\$0
Sub Total	(217)	\$15,981	\$10,482	\$10,482	\$9,564
<u>Capital</u>					
AC_567000 Works of Art / Collections	\$169,625	\$21,375	\$85,000	\$85,000	\$145,000
Sub Total	\$169,625	\$21,375	\$85,000	\$85,000	\$145,000

Revenue And Expense Report All Other Funds

FD 13700 - Development For The Arts

	FY16 Actual	FY17 Actual	FY18 Adopted	FY18 Projected	FY19 Recommended
<u>Transfer To Other Funds</u>					
AC_591314 Transfer to - Utilities Services Tax Capital Project Fund	\$0	\$0	\$0	\$311,350	\$0
Sub Total	\$0	\$0	\$0	\$311,350	\$0
<u>Budget Reserves</u>					
AC_599999 Other Uses Budget Reserve	\$0	\$0	\$0	\$0	\$550,858
Sub Total	\$0	\$0	\$0	\$0	\$550,858
Total Expense	\$182,658	\$55,530	\$209,182	\$520,532	\$940,422

Revenue And Expense Report All Other Funds

FD 13800 - Landscape Area Spec Rev Dist

	FY16 Actual	FY17 Actual	FY18 Adopted	FY18 Projected	FY19 Recommended
Revenue					
<u>Miscellaneous Revenue</u>					
AC_361099 Amortization Premium Discount Investments	\$132	\$786	\$0	\$0	\$0
AC_361101 Int Earng-Pooled Cash	\$11,139	\$12,065	\$0	\$0	\$0
AC_361103 Int Earnings-1st Union	\$1,168	\$1,316	\$0	\$0	\$0
AC_361200 Dividends Interest and Other Earnings	\$45	\$3	\$0	\$0	\$0
AC_369900 Other Miscellaneous Revenues	\$0	\$78,000	\$0	\$0	\$0
AC_369916 Landscape Area Trust District 4	\$850,824	\$117,086	\$0	\$0	\$0
AC_369917 Landscape Area Trust District 5	\$1,131	\$0	\$0	\$0	\$0
AC_369918 Landscape Area Trust District 6	(\$392,852)	\$979	\$0	\$0	\$0
Sub Total	\$471,588	\$210,234	\$0	\$0	\$0
<u>Transfer from Fund Balances</u>					
AC_369936 Unassigned Use of Fund Balance	\$0	\$0	\$1,000,000	\$0	\$703,000
Sub Total	\$0	\$0	\$1,000,000	\$0	\$703,000
Total Revenue	\$471,588	\$210,234	\$1,000,000	\$0	\$703,000
Expense					
<u>Contractual Services</u>					
AC_534000 Other Services	\$243,741	\$127,274	\$800,000	\$300,000	\$503,000
Sub Total	\$243,741	\$127,274	\$800,000	\$300,000	\$503,000
<u>Supplies-Materials and Minor Equipment</u>					
AC_552002 Chemicals - Outside Vendors	\$0	\$22,125	\$0	\$0	\$0
AC_552004 Other-Supplies & Materials	\$3,908	\$139,756	\$200,000	\$200,000	\$200,000
AC_552005 Tools & Minor Equip	\$0	\$1,797	\$0	\$0	\$0
Sub Total	\$3,908	\$163,677	\$200,000	\$200,000	\$200,000
<u>Transfer To Other Funds</u>					
AC_591301 Transfer to Citywide Capital Project Improvements	\$711,000	\$0	\$0	\$0	\$0
Sub Total	\$711,000	\$0	\$0	\$0	\$0
Total Expense	\$958,649	\$290,951	\$1,000,000	\$500,000	\$703,000

Revenue And Expense Report All Other Funds

FD_13900 - QTI

	FY16 Actual	FY17 Actual	FY18 Adopted	FY18 Projected	FY19 Recommended
Revenue					
<u>Intergovernmental Revenues</u>					
AC_331900 Federal Grant - Other	\$155,973	\$165,318	\$0	\$0	\$0
Sub Total	\$155,973	\$165,318	\$0	\$0	\$0
<u>Miscellaneous Revenue</u>					
AC_361099 Amortization Premium Discount Investments	\$194	\$1,365	\$0	\$0	\$0
AC_361101 Int Earng-Pooled Cash	\$16,044	\$20,991	\$0	\$0	\$0
AC_361103 Int Earnings-1st Union	\$1,636	\$2,293	\$0	\$0	\$0
AC_361200 Dividends Interest and Other Earnings	\$81	\$5	\$0	\$0	\$0
Sub Total	\$17,955	\$24,654	\$0	\$0	\$0
<u>Transfer From</u>					
AC_381101 Transfer From Utilities Services Tax Fund	\$0	\$0	\$250,000	\$250,000	\$0
Sub Total	\$0	\$0	\$250,000	\$250,000	\$0
Total Revenue	\$173,928	\$189,972	\$250,000	\$250,000	\$0
Expense					
<u>Contractual Services</u>					
AC_534000 Other Services	\$173,927	\$189,972	\$250,000	\$250,000	\$0
Sub Total	\$173,927	\$189,972	\$250,000	\$250,000	\$0
Total Expense	\$173,927	\$189,972	\$250,000	\$250,000	\$0

Revenue And Expense Report All Other Funds

FD 14100 - Tree Trust

	FY16 Actual	FY17 Actual	FY18 Adopted	FY18 Projected	FY19 Recommended
Revenue					
<u>Licenses and Permits</u>					
AC_322104 Tree Removal Permits	\$9,600	\$0	\$0	\$0	\$0
Sub Total	\$9,600	\$0	\$0	\$0	\$0
<u>Service Charges</u>					
AC_347200 Service Charge - Parks and Recreation Culture/Recreation	\$6,000	\$3,300	\$150,000	\$448,600	\$400,000
Sub Total	\$6,000	\$3,300	\$150,000	\$448,600	\$400,000
<u>Miscellaneous Revenue</u>					
AC_361099 Amortization Premium Discount Investments	\$37	\$287	\$0	\$50	\$0
AC_361101 Int Earng-Pooled Cash	\$3,118	\$4,499	\$0	\$5,000	\$5,000
AC_361103 Int Earnings-1st Union	\$317	\$483	\$0	\$500	\$0
AC_361200 Dividends Interest and Other Earnings	\$15	\$1	\$0	\$0	\$0
AC_369900 Other Miscellaneous Revenues	\$153,900	\$355,150	\$0	\$95,000	\$0
Sub Total	\$157,388	\$360,420	\$0	\$100,550	\$5,000
<u>Transfer from Fund Balances</u>					
AC_369936 Unassigned Use of Fund Balance	\$0	\$0	\$100,000	\$0	\$448,704
Sub Total	\$0	\$0	\$100,000	\$0	\$448,704
Total Revenue	\$172,988	\$363,720	\$250,000	\$549,150	\$853,704
Expense					
<u>Contractual Services</u>					
AC_534000 Other Services	\$271,858	\$207,207	\$250,000	\$336,639	\$600,000
Sub Total	\$271,858	\$207,207	\$250,000	\$336,639	\$600,000
<u>Supplies-Materials and Minor Equipment</u>					
AC_554000 Books, Publications, Subscriptions, and Memberships	\$0	\$550	\$0	\$0	\$0
Sub Total	\$0	\$550	\$0	\$0	\$0
<u>Budget Reserves</u>					
AC_599999 Other Uses Budget Reserve	\$0	\$0	\$0	\$0	\$253,704
Sub Total	\$0	\$0	\$0	\$0	\$253,704
Total Expense	\$271,858	\$207,757	\$250,000	\$336,639	\$853,704

Revenue And Expense Report All Other Funds

FD 10400 - Construction Services Department-Departmental Operations

	FY16 Actual	FY17 Actual	FY18 Adopted	FY18 Projected	FY19 Recommended
Revenue					
<u>Licenses and Permits</u>					
AC_322100 Construction/Building Permits	\$8,777,699	\$8,733,622	\$7,800,000	\$9,165,276	\$9,244,529
Sub Total	\$8,777,699	\$8,733,622	\$7,800,000	\$9,165,276	\$9,244,529
<u>Service Charges</u>					
AC_345106 Distressed Properties Fees & Inspections	\$0	\$0	\$0	\$0	\$0
AC_349002 Reimb From Interdept Billing	\$4,283	\$1,577	\$10,000	\$10,000	\$10,000
AC_349024 Hillsborough County School Impact Admin Fee	\$92,199	\$144,581	\$55,000	\$121,754	\$110,000
Sub Total	\$96,482	\$146,157	\$65,000	\$131,754	\$120,000
<u>Fines and Forfeits</u>					
AC_359002 Contractor Fines	\$0	\$0	\$0	\$0	\$0
Sub Total	\$0	\$0	\$0	\$0	\$0
<u>Miscellaneous Revenue</u>					
AC_361099 Amortization Premium Discount Investments	\$314	\$2,340	\$0	\$991	\$0
AC_361101 Int Earng-Pooled Cash	\$24,360	\$34,243	\$20,000	\$32,817	\$20,000
AC_361103 Int Earnings-1st Union	\$2,418	\$3,863	\$3,000	\$4,396	\$3,000
AC_361200 Dividends Interest and Other Earnings	\$153	\$9	\$0	\$0	\$0
AC_364400 Sale of City Property	\$0	\$0	\$0	\$0	\$0
AC_369927 Bad Check Administration Charge	\$2,640	\$4,812	\$2,000	\$2,790	\$2,000
AC_369934 Miscellaneous Revenues	\$0	\$0	\$0	\$160	\$0
Sub Total	\$29,886	\$45,267	\$25,000	\$41,154	\$25,000
<u>Transfer from Fund Balances</u>					
AC_369936 Unassigned Use of Fund Balance	\$0	\$0	\$3,154,962	\$0	\$1,274,608
Sub Total	\$0	\$0	\$3,154,962	\$0	\$1,274,608
<u>Transfer From</u>					
AC_381000 Inter-Fund Group Transfers in Non-Operating	\$0	\$0	\$0	\$0	\$0
Sub Total	\$0	\$0	\$0	\$0	\$0
Total Revenue	\$8,904,067	\$8,925,047	\$11,044,962	\$9,338,184	\$10,664,137

Expense

Personal Services

AC_512000 Regular Salaries and Wages	\$3,191,520	\$3,773,029	\$4,854,770	\$4,116,139	\$5,066,104
--------------------------------------	-------------	-------------	-------------	-------------	-------------

Revenue And Expense Report All Other Funds

FD 10400 - Construction Services Department-Departmental Operations

	FY16 Actual	FY17 Actual	FY18 Adopted	FY18 Projected	FY19 Recommended
AC_512002 Terminal Leave	\$21,843	\$115,317	\$0	\$117,469	\$0
AC_512003 Longevity Awards	\$38,917	\$37,187	\$36,500	\$4,833	\$36,500
AC_512004 Out of Grade Pay	\$2,253	\$1,858	\$0	\$0	\$0
AC_512005 Holiday Pay	\$151,191	\$180,187	\$0	\$194,015	\$0
AC_512006 Floating Holiday	\$12,392	\$14,202	\$0	\$26,956	\$0
AC_512031 Reserve for Vacancies	\$0	\$0	(146,167)	\$0	(146,167)
AC_514000 Overtime	\$84,023	\$92,382	\$100,000	\$47,328	\$100,000
AC_515000 Special Pay	\$1	\$0	\$0	\$0	\$0
AC_516000 Compensated Annual Leave	\$191,621	\$223,441	\$0	\$215,788	\$0
AC_517000 Compensated Sick Leave	\$101,349	\$137,866	\$0	\$144,114	\$0
AC_521000 FICA Taxes	\$224,737	\$270,731	\$300,996	\$281,906	\$314,098
AC_521001 1.45% Medicare Match	\$52,559	\$63,316	\$70,394	\$65,923	\$73,459
AC_522000 Retirement Contributions	\$336,597	\$519,090	\$547,564	\$554,610	\$558,815
AC_523000 Life Insurance	\$8,828	\$10,362	\$10,195	\$10,757	\$10,639
AC_523001 Accidental D&D Insurance	\$2,102	\$2,468	\$2,427	\$2,482	\$2,533
AC_523002 Employee Health Insurance	\$777,887	\$691,562	\$778,214	\$677,479	\$746,658
AC_523003 Long-Term Disability Insurance	\$3,479	\$3,821	\$4,612	\$4,339	\$4,813
AC_524000 Workers Compensation child	\$36,089	\$11,702	\$102,608	\$102,608	\$94,024
AC_525000 Unemployment Compensation	\$1,148	\$1,429	\$4,369	\$4,369	\$4,559
Sub Total	\$5,238,536	\$6,149,950	\$6,666,482	\$6,571,115	\$6,866,035

Contractual Services

AC_531001 Employee Training Cost-Professional Services	\$14,146	\$24,236	\$28,000	\$28,000	\$28,000
AC_531002 Other-Professional Services	\$597,704	\$699,983	\$865,408	\$565,408	\$818,486
AC_534000 Other Services	\$300,149	\$443,906	\$330,000	\$330,000	\$330,000
AC_534006 Laundry-Contractual Services	\$7,268	\$9,185	\$10,000	\$5,535	\$10,000
AC_534007 Other-Contractual Services	\$23,553	\$3,252	\$20,000	\$3,389	\$13,054
AC_534008 Temp Personnel-Contractual Services	\$266,917	\$236,227	\$250,000	\$200,000	\$174,663
Sub Total	\$1,209,736	\$1,416,789	\$1,503,408	\$1,132,332	\$1,374,203

Other Services and Charges

AC_545001 Interdept-Premium Costs-Insurance	\$175,571	\$95,035	\$85,793	\$85,793	\$108,295
AC_540000 Travel and Per Diem	\$24,324	\$8,555	\$29,800	\$12,236	\$18,500
AC_540001 Motor Pool Rental	\$76,895	\$94,542	\$83,000	\$83,000	\$83,000
AC_540002 Employees Auto Allowance	\$156	\$0	\$0	\$0	\$0
AC_541000 Comm Svcs - Fiber Optics and VoIP	\$13,344	\$12,740	\$10,091	\$10,091	\$10,158
AC_541002 Postage-Inside-Transportation	\$0	\$0	\$0	\$0	\$0

Revenue And Expense Report All Other Funds

FD 10400 - Construction Services Department-Departmental Operations

	FY16 Actual	FY17 Actual	FY18 Adopted	FY18 Projected	FY19 Recommended
AC_541003 Postage-Outside-Transportation	\$677	\$332	\$800	\$800	\$700
AC_541004 Postage-Indirect Costs-Transportation	\$2,065	\$2,065	\$2,065	\$2,065	\$2,923
AC_541010 Comm Svcs - Cellular Charges	\$2,320	\$30,926	\$60,000	\$35,043	\$47,111
AC_544000 Rentals and Leases	\$121,200	\$121,200	\$121,733	\$120,000	\$121,200
AC_546000 Repair and Maintenance Services	\$35,625	\$7,330	\$7,592	\$7,592	\$7,592
AC_546001 Copier Maintenance	\$8,521	\$6,979	\$8,000	\$8,489	\$8,000
AC_546002 Computers-Repair and Maintenance	\$0	\$0	\$305,000	\$25,000	\$0
AC_547000 Printing and Binding	\$0	\$0	\$0	\$35	\$0
AC_547002 Copy Services	\$0	\$0	\$0	\$0	\$0
AC_549002 Licenses, Fees & Fines	\$2,333	\$2,507	\$4,000	\$4,000	\$4,000
AC_549003 Taxes-Payment in Lieu of	\$0	\$0	\$0	\$1,967	\$0
AC_549015 Cost Allocation-General Fund Services	\$1,850,038	\$1,828,925	\$1,859,355	\$1,859,355	\$1,511,067
AC_549027 Cost Allocation Risk Administration	\$47,201	\$36,582	\$43,146	\$43,146	\$32,966
Sub Total	\$2,360,269	\$2,247,718	\$2,620,375	\$2,298,612	\$1,955,512

Supplies-Materials and Minor Equipment

AC_551000 Office Supplies	\$35,093	\$10,999	\$35,000	\$5,000	\$23,788
AC_552001 Fuels & Lubricants	\$18	\$0	\$0	\$0	\$0
AC_552003 Uniforms	\$2,820	\$3,882	\$8,000	\$5,000	\$8,000
AC_552004 Other-Supplies & Materials	\$277	\$2,626	\$5,363	\$32,363	\$4,945
AC_552005 Tools & Minor Equip	\$6,407	\$27,939	\$30,000	\$5,000	\$19,000
AC_552007 Computers - Bulk Purchases Hardware/Software	\$29,648	\$20,915	\$35,000	\$35,000	\$32,317
AC_552010 Other-Inventory	\$0	\$0	\$0	\$0	\$0
AC_554001 Dues & Subscriptions	\$15,292	\$15,585	\$20,000	\$20,000	\$20,000
Sub Total	\$89,556	\$81,946	\$133,363	\$102,363	\$108,050

Capital

AC_563004 Computers Bulk Purchases Hardware Software	\$14,900	\$0	\$0	\$0	\$0
AC_564000 Machinery and Equipment	\$12,196	\$0	\$0	\$0	\$0
AC_564004 Computers - Hardware/Software	\$3,285	\$0	\$0	\$17,146	\$0
Sub Total	\$30,381	\$0	\$0	\$17,146	\$0

Other Uses and Sources

AC_549099 Prior Year Adjustments Accounting Use Only	\$0	\$2,591	\$0	\$0	\$0
Sub Total	\$0	\$2,591	\$0	\$0	\$0

Transfer To Other Funds

AC_591011 Transfer To General Fund	\$109,548	\$122,990	\$111,334	\$276,988	\$355,337
------------------------------------	-----------	-----------	-----------	-----------	-----------

Revenue And Expense Report

All Other Funds

FD_10400 - Construction Services Department-Departmental Operations

	FY16 Actual	FY17 Actual	FY18 Adopted	FY18 Projected	FY19 Recommended
Sub Total	\$109,548	\$122,990	\$111,334	\$276,988	\$355,337

Interdepartmental Charges

AC_549013 Parking Dept-Interdept Charges

	\$2,296	\$2,325	\$10,000	\$10,000	\$5,000
Sub Total	\$2,296	\$2,325	\$10,000	\$10,000	\$5,000

Budget Reserves

AC_529999 Personnel Services and Benefits Budget Reserve

AC_559999 Supplies Budget Reserve

	\$0	\$0	\$0	\$0	\$0
	\$0	\$0	\$0	\$0	\$0
Sub Total	\$0	\$0	\$0	\$0	\$0

Total Expense

	\$9,040,322	\$10,024,308	\$11,044,962	\$10,408,556	\$10,664,137
--	-------------	--------------	--------------	--------------	--------------

Revenue And Expense Report All Other Funds

FD 10500 - Construction Services Department-Customer Service Enhancement Fund

	FY16 Actual	FY17 Actual	FY18 Adopted	FY18 Projected	FY19 Recommended
<u>Revenue</u>					
<u>Licenses and Permits</u>					
AC_322101 Customer Service Enhancement Fees	\$1,298,538	\$1,214,331	\$1,100,400	\$1,294,340	\$1,128,697
Sub Total	\$1,298,538	\$1,214,331	\$1,100,400	\$1,294,340	\$1,128,697
<u>Miscellaneous Revenue</u>					
AC_361099 Amortization Premium Discount Investments	\$162	\$1,493	\$0	\$1,001	\$0
AC_361101 Int Earng-Pooled Cash	\$12,427	\$23,100	\$7,159	\$23,106	\$7,159
AC_361103 Int Earnings-1st Union	\$1,252	\$2,476	\$1,000	\$3,020	\$1,000
AC_361200 Dividends Interest and Other Earnings	\$76	\$5	\$0	\$0	\$0
AC_369927 Bad Check Administration Charge	\$0	\$0	\$0	\$0	\$0
Sub Total	\$13,918	\$27,075	\$8,159	\$27,127	\$8,159
<u>Transfer from Fund Balances</u>					
AC_369936 Unassigned Use of Fund Balance	\$0	\$0	\$0	\$0	\$3,652,482
Sub Total	\$0	\$0	\$0	\$0	\$3,652,482
Total Revenue	\$1,312,456	\$1,241,406	\$1,108,559	\$1,321,467	\$4,789,338
<u>Expense</u>					
<u>Contractual Services</u>					
AC_531002 Other-Professional Services	\$0	\$0	\$108,000	\$108,000	\$0
AC_534000 Other Services	\$0	\$0	\$0	\$0	\$0
Sub Total	\$0	\$0	\$108,000	\$108,000	\$0
<u>Other Services and Charges</u>					
AC_541010 Comm Svcs - Cellular Charges	\$35,613	\$29,914	\$0	\$14,063	\$0
AC_546002 Computers-Repair and Maintenance	\$373,800	\$324,600	\$372,600	\$347,714	\$372,600
Sub Total	\$409,413	\$354,514	\$372,600	\$361,777	\$372,600
<u>Supplies-Materials and Minor Equipment</u>					
AC_552005 Tools & Minor Equip	\$14,052	\$29,202	\$50,000	\$50,000	\$28,000
AC_552007 Computers - Bulk Purchases Hardware/Software	\$0	\$0	\$0	\$0	\$0
Sub Total	\$14,052	\$29,202	\$50,000	\$50,000	\$28,000
<u>Capital</u>					
AC_564001 Transp Equip	\$123,852	\$148,482	\$0	\$0	\$54,000
AC_564004 Computers - Hardware/Software	\$20,039	\$0	\$0	\$0	\$0

Revenue And Expense Report

All Other Funds

FD_10500 - Construction Services Department-Customer Service Enhancement Fund

	FY16 Actual	FY17 Actual	FY18 Adopted	FY18 Projected	FY19 Recommended
Sub Total	\$143,892	\$148,482	\$0	\$0	\$54,000
<u>Transfer To Other Funds</u>					
AC_591011 Transfer To General Fund	\$111,528	\$117,485	\$165,654	\$115,076	\$115,076
AC_591314 Transfer to - Utilities Services Tax Capital Project Fund	\$0	\$0	\$0	\$0	\$0
Sub Total	\$111,528	\$117,485	\$165,654	\$115,076	\$115,076
<u>Budget Reserves</u>					
AC_599999 Other Uses Budget Reserve	\$0	\$0	\$412,305	\$0	\$4,219,662
Sub Total	\$0	\$0	\$412,305	\$0	\$4,219,662
Total Expense	\$678,885	\$649,683	\$1,108,559	\$634,853	\$4,789,338

Revenue And Expense Report All Other Funds

FD 10600 - Construction Services Department-Fla Permit Surcharge Fund

	FY16 Actual	FY17 Actual	FY18 Adopted	FY18 Projected	FY19 Recommended
<u>Revenue</u>					
<u>Miscellaneous Revenue</u>					
AC_361099 Amortization Premium Discount Investments	\$34	\$192	\$0	\$103	\$0
AC_361101 Int Earng-Pooled Cash	\$2,814	\$3,043	\$2,000	\$2,391	\$2,000
AC_361103 Int Earnings-1st Union	\$280	\$347	\$300	\$312	\$300
AC_361200 Dividends Interest and Other Earnings	\$17	\$1	\$0	\$0	\$0
AC_369902 Comm-Radon Surcharge	\$29,800	\$30,081	\$10,900	\$33,249	\$10,900
Sub Total	\$32,946	\$33,664	\$13,200	\$36,055	\$13,200
<u>Transfer from Fund Balances</u>					
AC_369936 Unassigned Use of Fund Balance	\$0	\$0	\$0	\$0	\$208,266
Sub Total	\$0	\$0	\$0	\$0	\$208,266
Total Revenue	\$32,946	\$33,664	\$13,200	\$36,055	\$221,466
<u>Expense</u>					
<u>Contractual Services</u>					
AC_531001 Employee Training Cost-Professional Services	\$8,792	\$0	\$10,000	\$10,000	\$10,000
Sub Total	\$8,792	\$0	\$10,000	\$10,000	\$10,000
<u>Other Services and Charges</u>					
AC_540000 Travel and Per Diem	\$0	\$0	\$3,200	\$3,200	\$3,200
Sub Total	\$0	\$0	\$3,200	\$3,200	\$3,200
<u>Budget Reserves</u>					
AC_559999 Supplies Budget Reserve	\$0	\$0	\$0	\$0	\$0
AC_599999 Other Uses Budget Reserve	\$0	\$0	\$0	\$0	\$208,266
Sub Total	\$0	\$0	\$0	\$0	\$208,266
Total Expense	\$8,792	\$0	\$13,200	\$13,200	\$221,466

Revenue And Expense Report All Other Funds

FD 12900 - LETF-Fed Forfeiture-Justice (Law Enforcement Trust Fund)

	FY16 Actual	FY17 Actual	FY18 Adopted	FY18 Projected	FY19 Recommended
Revenue					
<u>Fines and Forfeits</u>					
AC_359003 Police Vice-Fines	\$159,254	\$341,492	\$0	\$170,260	\$0
Sub Total	\$159,254	\$341,492	\$0	\$170,260	\$0
<u>Miscellaneous Revenue</u>					
AC_361099 Amortization Premium Discount Investments	\$73	\$517	\$0	\$350	\$0
AC_361101 Int Earng-Pooled Cash	\$5,727	\$8,016	\$0	\$8,073	\$0
AC_361103 Int Earnings-1st Union	\$578	\$882	\$0	\$1,046	\$0
AC_361200 Dividends Interest and Other Earnings	\$33	\$2	\$0	\$0	\$0
Sub Total	\$6,410	\$9,418	\$0	\$9,469	\$0
<u>Transfer from Fund Balances</u>					
AC_369936 Unassigned Use of Fund Balance	\$0	\$0	\$25,100	\$0	\$1,121,762
Sub Total	\$0	\$0	\$25,100	\$0	\$1,121,762
Total Revenue	\$165,664	\$350,910	\$25,100	\$179,729	\$1,121,762

Expense

Contractual Services

AC_531001 Employee Training Cost-Professional Services	\$27,090	\$9,400	\$10,000	\$9,550	\$10,000
AC_534000 Other Services	\$0	\$1,857	\$2,600	\$0	\$2,600
Sub Total	\$27,090	\$11,257	\$12,600	\$9,550	\$12,600

Other Services and Charges

AC_540000 Travel and Per Diem	\$0	\$0	\$12,500	\$632	\$12,500
AC_541001 Freight & Moving-Transportation	\$0	\$4,063	\$0	\$0	\$0
AC_546001 Copier Maintenance	\$0	\$0	\$0	\$23,750	\$0
Sub Total	\$0	\$4,063	\$12,500	\$24,382	\$12,500

Supplies-Materials and Minor Equipment

AC_552004 Other-Supplies & Materials	\$0	\$504	\$0	\$0	\$0
AC_554001 Dues & Subscriptions	\$0	\$250	\$0	\$0	\$0
Sub Total	\$0	\$754	\$0	\$0	\$0

Capital

AC_564000 Machinery and Equipment	\$0	\$193,431	\$0	\$0	\$0
Sub Total	\$0	\$193,431	\$0	\$0	\$0

Revenue And Expense Report

All Other Funds

FD_12900 - LETF-Fed Forefeiture-Justice (Law Enforcement Trust Fund)

	FY16 Actual	FY17 Actual	FY18 Adopted	FY18 Projected	FY19 Recommended
<u>Budget Reserves</u>					
AC_599999 Other Uses Budget Reserve	\$0	\$0	\$0	\$0	\$1,096,662
Sub Total	\$0	\$0	\$0	\$0	\$1,096,662
Total Expense	\$27,090	\$209,505	\$25,100	\$33,932	\$1,121,762

Revenue And Expense Report All Other Funds

FD 13000 - LETF-Fed Forefeiture-Treasury (Law Enforcement Trust Fund)

	FY16 Actual	FY17 Actual	FY18 Adopted	FY18 Projected	FY19 Recommended
<u>Revenue</u>					
<u>Fines and Forfeits</u>					
AC_359003 Police Vice-Fines	\$105,881	\$3,403	\$0	\$0	\$0
Sub Total	\$105,881	\$3,403	\$0	\$0	\$0
<u>Miscellaneous Revenue</u>					
AC_361099 Amortization Premium Discount Investments	\$63	\$483	\$0	\$222	\$0
AC_361101 Int Earng-Pooled Cash	\$5,098	\$7,460	\$0	\$5,208	\$0
AC_361103 Int Earnings-1st Union	\$520	\$808	\$0	\$681	\$0
AC_361200 Dividends Interest and Other Earnings	\$28	\$2	\$0	\$0	\$0
Sub Total	\$5,709	\$8,752	\$0	\$6,111	\$0
<u>Transfer from Fund Balances</u>					
AC_369936 Unassigned Use of Fund Balance	\$0	\$0	\$0	\$0	\$749,556
Sub Total	\$0	\$0	\$0	\$0	\$749,556
Total Revenue	\$111,590	\$12,155	\$0	\$6,111	\$749,556
<u>Expense</u>					
<u>Capital</u>					
AC_564000 Machinery and Equipment	\$0	\$85,000	\$0	\$0	\$0
Sub Total	\$0	\$85,000	\$0	\$0	\$0
<u>Budget Reserves</u>					
AC_599999 Other Uses Budget Reserve	\$0	\$0	\$0	\$0	\$749,556
Sub Total	\$0	\$0	\$0	\$0	\$749,556
Total Expense	\$0	\$85,000	\$0	\$0	\$749,556

Revenue And Expense Report All Other Funds

FD 13200 - LETF-State Forfeiture (Law Enforcement Trust Fund)

	FY16 Actual	FY17 Actual	FY18 Adopted	FY18 Projected	FY19 Recommended
Revenue					
<u>Fines and Forfeits</u>					
AC_351201 Police-Seized Vehicles	\$143,410	\$112,570	\$0	\$51,293	\$0
AC_359003 Police Vice-Fines	\$735,225	\$601,196	\$0	\$71,254	\$0
Sub Total	\$878,635	\$713,766	\$0	\$122,547	\$0
<u>Miscellaneous Revenue</u>					
AC_361099 Amortization Premium Discount Investments	\$391	\$2,893	\$0	\$1,323	\$0
AC_361101 Int Earng-Pooled Cash	\$32,288	\$44,655	\$0	\$31,213	\$0
AC_361103 Int Earnings-1st Union	\$3,289	\$4,822	\$0	\$4,078	\$0
AC_361200 Dividends Interest and Other Earnings	\$163	\$11	\$0	\$0	\$0
Sub Total	\$36,131	\$52,380	\$0	\$36,614	\$0
<u>Transfer from Fund Balances</u>					
AC_369936 Unassigned Use of Fund Balance	\$0	\$0	\$1,234,669	\$0	\$1,126,054
Sub Total	\$0	\$0	\$1,234,669	\$0	\$1,126,054
<u>Other Revenues</u>					
AC_383000 Installment Purchases & Capital Lease Proceeds Other Sources	\$0	\$53,757	\$0	\$0	\$0
Sub Total	\$0	\$53,757	\$0	\$0	\$0
<u>Transfer From</u>					
AC_381314 Transfer From Utilities Services Tax Capital Project Fund	\$129,661	\$0	\$0	\$0	\$0
Sub Total	\$129,661	\$0	\$0	\$0	\$0
Total Revenue	\$1,044,427	\$819,903	\$1,234,669	\$159,161	\$1,126,054

Expense

Personal Services

AC_512000 Regular Salaries and Wages	\$164,768	\$170,334	\$210,536	\$121,945	\$220,273
AC_512001 Sworn/Uniform Salaries	\$79,610	\$78,653	\$96,408	\$49,444	\$99,778
AC_512003 Longevity Awards	\$1,688	\$2,750	\$0	\$229	\$0
AC_512005 Holiday Pay	\$12,470	\$12,434	\$0	\$9,487	\$0
AC_512006 Floating Holiday	\$1,015	\$1,199	\$0	\$653	\$0
AC_514000 Overtime	\$0	\$900	\$0	\$14	\$0
AC_515001 Incentive	\$2,280	\$1,877	\$2,880	\$1,887	\$2,880
AC_516000 Compensated Annual Leave	\$14,684	\$24,202	\$0	\$9,896	\$0
AC_517000 Compensated Sick Leave	\$6,327	\$8,866	\$0	\$22,189	\$0

Revenue And Expense Report All Other Funds

FD 13200 - LETF-State Forfeiture (Law Enforcement Trust Fund)

	FY16 Actual	FY17 Actual	FY18 Adopted	FY18 Projected	FY19 Recommended
AC_521000 FICA Taxes	\$10,947	\$11,644	\$13,053	\$8,034	\$13,657
AC_521001 1.45% Medicare Match	\$3,875	\$4,098	\$4,492	\$3,000	\$4,682
AC_522000 Retirement Contributions	\$19,436	\$27,205	\$26,633	\$18,912	\$30,177
AC_523000 Life Insurance	\$706	\$733	\$645	\$486	\$672
AC_523001 Accidental D&D Insurance	\$168	\$174	\$153	\$115	\$160
AC_523002 Employee Health Insurance	\$41,884	\$41,726	\$46,298	\$27,283	\$45,360
AC_523003 Long-Term Disability Insurance	\$260	\$272	\$292	\$187	\$304
AC_525000 Unemployment Compensation	\$82	\$82	\$279	\$82	\$291
Sub Total	\$360,200	\$387,150	\$401,669	\$273,843	\$418,234
<u>Contractual Services</u>					
AC_531001 Employee Training Cost-Professional Services	\$37,775	\$0	\$0	\$0	\$0
AC_534000 Other Services	\$179,052	\$140,423	\$260,000	\$112,954	\$198,000
AC_534007 Other-Contractual Services	\$1,257	\$46,236	\$3,000	\$2,230	\$500
AC_534009 Computers-Contractual Services	\$0	\$0	\$11,500	\$0	\$11,500
Sub Total	\$218,084	\$186,660	\$274,500	\$115,184	\$210,000
<u>Other Services and Charges</u>					
AC_540000 Travel and Per Diem	\$112	\$0	\$0	\$0	\$0
AC_540003 Special Contingency	\$2,808	\$2,892	\$3,500	\$0	\$3,500
AC_544000 Rentals and Leases	\$78,277	\$76,701	\$85,000	\$48,152	\$85,000
AC_546000 Repair and Maintenance Services	\$3,137	\$0	\$0	\$0	\$12,961
AC_548000 Promotional Activities	\$0	\$2,606	\$3,000	\$0	\$3,500
AC_548001 Advertising	\$800	\$100	\$4,000	\$60	\$500
AC_549002 Licenses, Fees & Fines	\$22,500	\$0	\$75,000	\$7,500	\$25,000
Sub Total	\$107,635	\$82,298	\$170,500	\$55,712	\$130,461
<u>Supplies-Materials and Minor Equipment</u>					
AC_552003 Uniforms	\$3,492	\$3,500	\$0	\$30,321	\$3,500
AC_552004 Other-Supplies & Materials	\$19,903	\$32,079	\$0	\$0	\$0
AC_552005 Tools & Minor Equip	\$25,694	\$137,258	\$0	\$0	\$0
AC_552006 Employee Allowance	\$650	\$650	\$0	\$650	\$0
AC_552007 Computers - Bulk Purchases Hardware/Software	\$2,473	\$0	\$10,000	\$0	\$10,500
AC_552010 Other-Inventory	\$0	\$0	\$0	\$2,048	\$0
Sub Total	\$52,213	\$173,487	\$10,000	\$33,019	\$14,000
<u>Capital</u>					
AC_560005 Professional Services Capital	\$0	\$7,780	\$0	\$3,375	\$0

Revenue And Expense Report All Other Funds

FD 13200 - LETF-State Forfeiture (Law Enforcement Trust Fund)

	FY16 Actual	FY17 Actual	FY18 Adopted	FY18 Projected	FY19 Recommended
AC_564000 Machinery and Equipment	\$1,575	\$261,945	\$0	\$0	\$0
AC_564001 Transp Equip	\$5,000	\$0	\$50,000	\$1,471	\$12,000
AC_564004 Computers - Hardware/Software	\$0	\$0	\$0	\$10,000	\$0
Sub Total	\$6,575	\$269,725	\$50,000	\$14,846	\$12,000
<u>Debt Services Related</u>					
AC_571001 Principal Lease Purchase	\$0	\$16,320	\$0	\$22,320	\$9,359
Sub Total	\$0	\$16,320	\$0	\$22,320	\$9,359
<u>Aids and Grants</u>					
AC_582000 Aids to Private Organizations	\$64,544	\$61,972	\$28,000	\$19,068	\$32,000
Sub Total	\$64,544	\$61,972	\$28,000	\$19,068	\$32,000
<u>Transfer To Other Funds</u>					
AC_591011 Transfer To General Fund	\$300,000	\$300,000	\$300,000	\$200,000	\$300,000
Sub Total	\$300,000	\$300,000	\$300,000	\$200,000	\$300,000
Total Expense	\$1,109,250	\$1,477,611	\$1,234,669	\$733,992	\$1,126,054

Revenue And Expense Report All Other Funds

FD 13300 - Police Civil Penalties

	FY16 Actual	FY17 Actual	FY18 Adopted	FY18 Projected	FY19 Recommended
Revenue					
<u>Fines and Forfeits</u>					
AC_351201 Police-Seized Vehicles	\$18,135	\$9,254	\$0	\$11,700	\$10,000
AC_359005 Police-Civil Penalty-Drugs/Prostitution	\$189,881	\$92,426	\$0	\$43,000	\$65,000
Sub Total	\$208,016	\$101,679	\$0	\$54,700	\$75,000
<u>Miscellaneous Revenue</u>					
AC_361099 Amortization Premium Discount Investments	\$15	\$49	\$0	\$10	\$0
AC_361101 Int Earng-Pooled Cash	\$1,264	\$727	\$0	\$203	\$0
AC_361103 Int Earnings-1st Union	\$129	\$90	\$0	\$26	\$0
AC_361200 Dividends Interest and Other Earnings	\$6	\$0	\$0	\$0	\$0
Sub Total	\$1,414	\$867	\$0	\$239	\$0
<u>Transfer from Fund Balances</u>					
AC_369936 Unassigned Use of Fund Balance	\$0	\$0	\$100,000	\$0	\$45,049
Sub Total	\$0	\$0	\$100,000	\$0	\$45,049
Total Revenue	\$209,430	\$102,546	\$100,000	\$54,939	\$120,049
Expense					
<u>Other Services and Charges</u>					
AC_549015 Cost Allocation-General Fund Services	\$0	\$6,036	\$0	\$0	\$0
Sub Total	\$0	\$6,036	\$0	\$0	\$0
<u>Transfer To Other Funds</u>					
AC_591011 Transfer To General Fund	\$300,000	\$247,943	\$100,000	\$100,000	\$100,000
Sub Total	\$300,000	\$247,943	\$100,000	\$100,000	\$100,000
<u>Budget Reserves</u>					
AC_599999 Other Uses Budget Reserve	\$0	\$0	\$0	\$0	\$20,049
Sub Total	\$0	\$0	\$0	\$0	\$20,049
Total Expense	\$300,000	\$253,979	\$100,000	\$100,000	\$120,049

Revenue And Expense Report All Other Funds

FD 13310 - Police Safety Contributions & Donations

	FY16 Actual	FY17 Actual	FY18 Adopted	FY18 Projected	FY19 Recommended
Revenue					
<u>Miscellaneous Revenue</u>					
AC_361099 Amortization Premium Discount Investments	\$2	\$18	\$0	\$13	\$0
AC_361101 Int Earng-Pooled Cash	\$158	\$278	\$0	\$321	\$0
AC_361103 Int Earnings-1st Union	\$16	\$31	\$0	\$41	\$0
AC_361200 Dividends Interest and Other Earnings	\$1	\$0	\$0	\$0	\$0
AC_366000 Contributions and Donations From Private Sources	\$8,849	\$42,737	\$22,052	\$5,388	\$0
Sub Total	\$9,026	\$43,064	\$22,052	\$5,763	\$0
<u>Transfer from Fund Balances</u>					
AC_369936 Unassigned Use of Fund Balance	\$0	\$0	\$0	\$0	\$32,718
Sub Total	\$0	\$0	\$0	\$0	\$32,718
Total Revenue	\$9,026	\$43,064	\$22,052	\$5,763	\$32,718
Expense					
<u>Other Services and Charges</u>					
AC_541001 Freight & Moving-Transportation	\$0	\$0	\$0	\$406	\$0
Sub Total	\$0	\$0	\$0	\$406	\$0
<u>Supplies-Materials and Minor Equipment</u>					
AC_552004 Other-Supplies & Materials	\$6,797	\$0	\$3,880	\$3,880	\$0
AC_552005 Tools & Minor Equip	\$0	\$0	\$0	\$3,975	\$0
Sub Total	\$6,797	\$0	\$3,880	\$7,855	\$0
<u>Capital</u>					
AC_564000 Machinery and Equipment	\$0	\$0	\$0	\$34,699	\$0
AC_564001 Transp Equip	\$2,583	\$0	\$2,700	\$2,700	\$0
Sub Total	\$2,583	\$0	\$2,700	\$37,399	\$0
<u>Aids and Grants</u>					
AC_582000 Aids to Private Organizations	\$2,580	\$0	\$0	\$0	\$0
Sub Total	\$2,580	\$0	\$0	\$0	\$0
<u>Budget Reserves</u>					
AC_599999 Supplies Budget Reserve	\$0	\$0	\$15,472	\$0	\$0
AC_599999 Other Uses Budget Reserve	\$0	\$0	\$0	\$0	\$32,718
Sub Total	\$0	\$0	\$15,472	\$0	\$32,718

Revenue And Expense Report All Other Funds

FD 13310 - Police Safety Contributions & Donations

	FY16 Actual	FY17 Actual	FY18 Adopted	FY18 Projected	FY19 Recommended
Total Expense	\$11,960	\$0	\$22,052	\$45,660	\$32,718

**FINISH
STRONG**



Debt Funds

**FINISH
STRONG**



Revenue And Expense Report All Other Funds

FD 20400 - HUD Section 108-Centro Ybor Loan

	FY16 Actual	FY17 Actual	FY18 Adopted	FY18 Projected	FY19 Recommended
<u>Revenue</u>					
<u>Miscellaneous Revenue</u>					
AC_361099 Amortization Premium Discount Investments	\$44	\$352	\$0	\$0	\$0
AC_361101 Int Earng-Pooled Cash	\$3,931	\$5,695	\$0	\$0	\$0
AC_361103 Int Earnings-1st Union	\$407	\$584	\$0	\$0	\$0
AC_361200 Dividends Interest and Other Earnings	\$15	\$1	\$0	\$0	\$0
Sub Total	\$4,397	\$6,633	\$0	\$0	\$0
<u>Transfer from Fund Balances</u>					
AC_369936 Unassigned Use of Fund Balance	\$0	\$0	\$480,886	\$0	\$0
Sub Total	\$0	\$0	\$480,886	\$0	\$0
<u>Transfer From</u>					
AC_381101 Transfer From Utilities Services Tax Fund	\$118,122	\$125,085	\$2,498,380	\$2,498,380	\$0
AC_381121 Transfer From CDBG Special Revenue Fund	\$423,142	\$421,395	\$421,395	\$421,395	\$0
AC_381205 Transfer From HUD Section 108 Centro Ybor Sinking Fund	\$0	\$0	\$2,376,934	\$2,376,934	\$0
AC_381626 Transfer From CRA Ybor	\$80,972	\$80,972	\$143,897	\$143,897	\$0
Sub Total	\$622,236	\$627,452	\$5,440,606	\$5,440,606	\$0
Total Revenue	\$626,633	\$634,085	\$5,921,492	\$5,440,606	\$0
<u>Expense</u>					
<u>Debt Services Related</u>					
AC_571003 Principal-Revolving Loan	\$350,000	\$0	\$5,660,000	\$5,660,000	\$0
AC_572004 Interest-Revolving Loan	\$289,772	\$274,792	\$261,492	\$261,492	\$0
Sub Total	\$639,772	\$274,792	\$5,921,492	\$5,921,492	\$0
Total Expense	\$639,772	\$274,792	\$5,921,492	\$5,921,492	\$0

Revenue And Expense Report All Other Funds

FD 20500 - HUD Section 108-Centro Ybor-Sinking Fund

	FY16 Actual	FY17 Actual	FY18 Adopted	FY18 Projected	FY19 Recommended
<u>Revenue</u>					
<u>Miscellaneous Revenue</u>					
AC_361099 Amortization Premium Discount Investments	\$139	\$1,287	\$0	\$0	\$0
AC_361101 Int Earng-Pooled Cash	\$10,138	\$19,631	\$0	\$0	\$0
AC_361103 Int Earnings-1st Union	\$1,032	\$2,118	\$0	\$0	\$0
AC_361200 Dividends Interest and Other Earnings	\$67	\$5	\$0	\$0	\$0
AC_364400 Sale of City Property	\$792,000	\$0	\$0	\$0	\$0
Sub Total	\$803,376	\$23,041	\$0	\$0	\$0
<u>Transfer from Fund Balances</u>					
AC_369936 Unassigned Use of Fund Balance	\$0	\$0	\$2,341,934	\$0	\$0
Sub Total	\$0	\$0	\$2,341,934	\$0	\$0
<u>Other Revenues</u>					
AC_384003 Section 108-Cmj-Fee, LLC	\$35,000	\$35,000	\$35,000	\$35,000	\$0
Sub Total	\$35,000	\$35,000	\$35,000	\$35,000	\$0
<u>Transfer From</u>					
AC_381000 Inter-Fund Group Transfers in Non-Operating	\$41,720	\$0	\$0	\$0	\$0
AC_381101 Transfer From Utilities Services Tax Fund	\$133,173	\$126,210	\$0	\$0	\$0
Sub Total	\$174,893	\$126,210	\$0	\$0	\$0
Total Revenue	\$1,013,268	\$184,251	\$2,376,934	\$35,000	\$0
<u>Expense</u>					
<u>Transfer To Other Funds</u>					
AC_591204 Transfer to - HUD Section 108-Centro Ybor Loan	\$0	\$0	\$2,376,934	\$2,376,934	\$0
Sub Total	\$0	\$0	\$2,376,934	\$2,376,934	\$0
Total Expense	\$0	\$0	\$2,376,934	\$2,376,934	\$0

Revenue And Expense Report All Other Funds

FD_20600 - HUD Section 108-Kash & Karry

	FY16 Actual	FY17 Actual	FY18 Adopted	FY18 Projected	FY19 Recommended
<u>Revenue</u>					
<u>Miscellaneous Revenue</u>					
AC_361099 Amortization Premium Discount Investments	\$2	\$0	\$0	\$0	\$0
AC_361101 Int Earng-Pooled Cash	\$243	\$0	\$0	\$0	\$0
AC_361103 Int Earnings-1st Union	\$25	\$0	\$0	\$0	\$0
AC_361200 Dividends Interest and Other Earnings	\$1	\$0	\$0	\$0	\$0
Sub Total	\$271	\$0	\$0	\$0	\$0
Total Revenue	\$271	\$0	\$0	\$0	\$0
<u>Expense</u>					
<u>Transfer To Other Funds</u>					
AC_591205 Transfer to HUD Section 8 Centro Ybor Sinking Fund	\$41,720	\$0	\$0	\$0	\$0
Sub Total	\$41,720	\$0	\$0	\$0	\$0
Total Expense	\$41,720	\$0	\$0	\$0	\$0

Revenue And Expense Report All Other Funds

FD_20100 - Channel District CRA Bank Loan

	FY16 Actual	FY17 Actual	FY18 Adopted	FY18 Projected	FY19 Recommended
<u>Revenue</u>					
<u>Miscellaneous Revenue</u>					
AC_361099 Amortization Premium Discount Investments	\$0	\$0	\$0	\$0	\$0
AC_361101 Int Earng-Pooled Cash	\$22	\$0	\$0	\$0	\$0
AC_361103 Int Earnings-1st Union	\$2	\$0	\$0	\$0	\$0
AC_361200 Dividends Interest and Other Earnings	\$0	\$0	\$0	\$0	\$0
Sub Total	\$25	\$0	\$0	\$0	\$0
Total Revenue	\$25	\$0	\$0	\$0	\$0
<u>Expense</u>					
<u>Transfer To Other Funds</u>					
AC_591619 Transfer to CRA Channel District Fund	\$3,869	\$0	\$0	\$0	\$0
Sub Total	\$3,869	\$0	\$0	\$0	\$0
Total Expense	\$3,869	\$0	\$0	\$0	\$0

Revenue And Expense Report All Other Funds

FD_ 20200 - Community Investment Tax Bond

	FY16 Actual	FY17 Actual	FY18 Adopted	FY18 Projected	FY19 Recommended
Revenue					
<u>Miscellaneous Revenue</u>					
AC_361099 Amortization Premium Discount Investments	\$184	\$2,368	\$0	\$0	\$0
AC_361101 Int Earng-Pooled Cash	\$12,894	\$39,037	\$0	\$0	\$0
AC_361103 Int Earnings-1st Union	\$1,253	\$3,941	\$0	\$0	\$0
AC_361200 Dividends Interest and Other Earnings	\$113	\$1	\$0	\$0	\$0
Sub Total	\$14,444	\$45,347	\$0	\$0	\$0
<u>Transfer From</u>					
AC_381302 Transfer From Community Investment Tax Capital Project Fund	\$4,917,726	\$10,215,345	\$10,252,250	\$10,252,250	\$10,256,600
Sub Total	\$4,917,726	\$10,215,345	\$10,252,250	\$10,252,250	\$10,256,600
Total Revenue	\$4,932,170	\$10,260,692	\$10,252,250	\$10,252,250	\$10,256,600
Expense					
<u>Debt Services Related</u>					
AC_571000 Principal	\$3,040,000	\$6,465,000	\$6,800,000	\$6,800,000	\$7,120,000
AC_571002 Transfer to Escrow Agent	\$204,635	\$0	\$0	\$0	\$0
AC_572001 Interest-Bonds	\$1,704,253	\$3,795,692	\$3,452,250	\$3,452,250	\$3,136,600
Sub Total	\$4,948,888	\$10,260,692	\$10,252,250	\$10,252,250	\$10,256,600
Total Expense	\$4,948,888	\$10,260,692	\$10,252,250	\$10,252,250	\$10,256,600

Revenue And Expense Report All Other Funds

FD_20300 - Guaranteed Entitlement Bond

	FY16 Actual	FY17 Actual	FY18 Adopted	FY18 Projected	FY19 Recommended
Revenue					
<u>Miscellaneous Revenue</u>					
AC_361099 Amortization Premium Discount Investments	\$12	\$84	\$0	\$0	\$0
AC_361101 Int Earng-Pooled Cash	\$822	\$1,401	\$0	\$0	\$0
AC_361103 Int Earnings-1st Union	\$79	\$150	\$0	\$0	\$0
AC_361200 Dividends Interest and Other Earnings	\$7	\$0	\$0	\$0	\$0
Sub Total	\$920	\$1,634	\$0	\$0	\$0
<u>Transfer From</u>					
AC_381101 Transfer From Utilities Services Tax Fund	\$272,463	\$284,265	\$275,600	\$275,600	\$0
Sub Total	\$272,463	\$284,265	\$275,600	\$275,600	\$0
Total Revenue	\$273,383	\$285,900	\$275,600	\$275,600	\$0
Expense					
<u>Debt Services Related</u>					
AC_571000 Principal	\$230,000	\$255,000	\$260,000	\$260,000	\$0
AC_572001 Interest-Bonds	\$44,700	\$30,900	\$15,600	\$15,600	\$0
Sub Total	\$274,700	\$285,900	\$275,600	\$275,600	\$0
Total Expense	\$274,700	\$285,900	\$275,600	\$275,600	\$0

Revenue And Expense Report All Other Funds

FD 20700 - Insurance Bond

	FY16 Actual	FY17 Actual	FY18 Adopted	FY18 Projected	FY19 Recommended
Revenue					
<u>Miscellaneous Revenue</u>					
AC_361099 Amortization Premium Discount Investments	\$67	\$488	\$0	\$0	\$0
AC_361101 Int Earng-Pooled Cash	\$4,723	\$8,120	\$0	\$0	\$0
AC_361103 Int Earnings-1st Union	\$459	\$866	\$0	\$0	\$0
AC_361200 Dividends Interest and Other Earnings	\$41	\$0	\$0	\$0	\$0
Sub Total	\$5,290	\$9,474	\$0	\$0	\$0
<u>Transfer From</u>					
AC_381012 Transfer From insurance Fund	\$1,795,090	\$1,791,161	\$1,770,305	\$1,770,305	\$1,720,768
Sub Total	\$1,795,090	\$1,791,161	\$1,770,305	\$1,770,305	\$1,720,768
Total Revenue	\$1,800,380	\$1,800,635	\$1,770,305	\$1,770,305	\$1,720,768
Expense					
<u>Debt Services Related</u>					
AC_571000 Principal	\$1,105,000	\$1,125,000	\$1,125,000	\$1,125,000	\$1,110,000
AC_572001 Interest-Bonds	\$701,558	\$675,635	\$645,305	\$645,305	\$610,768
Sub Total	\$1,806,558	\$1,800,635	\$1,770,305	\$1,770,305	\$1,720,768
Total Expense	\$1,806,558	\$1,800,635	\$1,770,305	\$1,770,305	\$1,720,768

Revenue And Expense Report All Other Funds

FD_20800 - Local Option Gas Tax Bond

	FY16 Actual	FY17 Actual	FY18 Adopted	FY18 Projected	FY19 Recommended
<u>Revenue</u>					
<u>Miscellaneous Revenue</u>					
AC_361099 Amortization Premium Discount Investments	\$0	\$0	\$0	\$0	\$0
AC_361101 Int Earng-Pooled Cash	\$6	\$0	\$0	\$0	\$0
AC_361103 Int Earnings-1st Union	\$1	\$0	\$0	\$0	\$0
AC_361200 Dividends Interest and Other Earnings	\$0	\$0	\$0	\$0	\$0
Sub Total	\$7	\$0	\$0	\$0	\$0
Total Revenue	\$7	\$0	\$0	\$0	\$0
<u>Expense</u>					
<u>Transfer To Other Funds</u>					
AC_591102 Transfer To - Local Option Gas Tax Special Revenue	\$1,080	\$0	\$0	\$0	\$0
Sub Total	\$1,080	\$0	\$0	\$0	\$0
Total Expense	\$1,080	\$0	\$0	\$0	\$0

Revenue And Expense Report All Other Funds

FD_ 20900 - Occupational License Bond

	FY16 Actual	FY17 Actual	FY18 Adopted	FY18 Projected	FY19 Recommended
<u>Revenue</u>					
<u>Miscellaneous Revenue</u>					
AC_361099 Amortization Premium Discount Investments	\$257	\$1,878	\$0	\$0	\$0
AC_361101 Int Earng-Pooled Cash	\$18,009	\$31,290	\$0	\$0	\$0
AC_361103 Int Earnings-1st Union	\$1,749	\$3,334	\$0	\$0	\$0
AC_361200 Dividends Interest and Other Earnings	\$158	\$1	\$0	\$0	\$0
Sub Total	\$20,173	\$36,504	\$0	\$0	\$0
<u>Other Revenues</u>					
AC_384001 Bond Proceeds	\$0	\$0	\$0	\$45,836,878	\$0
Sub Total	\$0	\$0	\$0	\$45,836,878	\$0
<u>Transfer From</u>					
AC_381101 Transfer From Utilities Services Tax Fund	\$6,838,485	\$6,894,654	\$5,587,877	\$5,587,877	\$5,732,078
Sub Total	\$6,838,485	\$6,894,654	\$5,587,877	\$5,587,877	\$5,732,078
Total Revenue	\$6,858,658	\$6,931,158	\$5,587,877	\$51,424,755	\$5,732,078
<u>Expense</u>					
<u>Debt Services Related</u>					
AC_571000 Principal	\$4,255,000	\$4,370,000	\$4,485,000	\$4,485,000	\$4,725,000
AC_571002 Transfer to Escrow Agent	\$0	\$0	\$0	\$45,725,000	\$0
AC_572001 Interest-Bonds	\$2,627,110	\$2,561,158	\$1,102,877	\$1,102,877	\$1,007,078
AC_573000 Other Debt Service Costs	\$0	\$0	\$0	\$111,878	\$0
Sub Total	\$6,882,110	\$6,931,158	\$5,587,877	\$51,424,755	\$5,732,078
Total Expense	\$6,882,110	\$6,931,158	\$5,587,877	\$51,424,755	\$5,732,078

Revenue And Expense Report All Other Funds

FD 21000 - Utilities Services Tax Bond

	FY16 Actual	FY17 Actual	FY18 Adopted	FY18 Projected	FY19 Recommended
Revenue					
<u>Tax Revenues - Other Taxes</u>					
AC_312102 Local Opt-Tourist Development	\$166,000	\$166,000	\$166,000	\$166,000	\$166,000
Sub Total	\$166,000	\$166,000	\$166,000	\$166,000	\$166,000
<u>Miscellaneous Revenue</u>					
AC_361099 Amortization Premium Discount Investments	\$293	\$1,696	\$0	\$0	\$0
AC_361101 Int Earng-Pooled Cash	\$24,592	\$28,353	\$0	\$0	\$0
AC_361103 Int Earnings-1st Union	\$2,376	\$3,123	\$0	\$0	\$0
AC_361200 Dividends Interest and Other Earnings	\$184	\$1	\$0	\$0	\$0
Sub Total	\$27,444	\$33,173	\$0	\$0	\$0
<u>Transfer From</u>					
AC_381101 Transfer From Utilities Services Tax Fund	\$4,814,968	\$2,557,867	\$2,577,418	\$2,577,418	\$9,381,080
AC_381401 Transfer From Parking Operations	\$3,111,324	\$2,997,955	\$3,158,578	\$3,158,578	\$3,155,916
Sub Total	\$7,926,292	\$5,555,822	\$5,735,996	\$5,735,996	\$12,536,996
Total Revenue	\$8,119,736	\$5,754,994	\$5,901,996	\$5,901,996	\$12,702,996
Expense					
<u>Debt Services Related</u>					
AC_571000 Principal	\$4,665,000	\$2,725,000	\$2,890,000	\$2,890,000	\$9,710,000
AC_571002 Transfer to Escrow Agent	\$155,318	\$0	\$0	\$0	\$0
AC_572001 Interest-Bonds	\$3,398,792	\$3,029,995	\$3,011,996	\$3,011,996	\$2,992,996
Sub Total	\$8,219,110	\$5,754,995	\$5,901,996	\$5,901,996	\$12,702,996
Total Expense	\$8,219,110	\$5,754,995	\$5,901,996	\$5,901,996	\$12,702,996

Revenue And Expense Report All Other Funds

FD 22000 - Non Ad Valorem Bond

	FY16 Actual	FY17 Actual	FY18 Adopted	FY18 Projected	FY19 Recommended
Revenue					
<u>Miscellaneous Revenue</u>					
AC_361099 Amortization Premium Discount Investments	\$48	\$979	\$0	\$0	\$0
AC_361101 Int Earng-Pooled Cash	\$3,644	\$15,891	\$0	\$0	\$0
AC_361103 Int Earnings-1st Union	\$389	\$1,537	\$0	\$0	\$0
AC_361200 Dividends Interest and Other Earnings	\$19	\$0	\$0	\$0	\$0
Sub Total	\$4,101	\$18,407	\$0	\$0	\$0
<u>Transfer From</u>					
AC_381101 Transfer From Utilities Services Tax Fund	\$1,525,165	\$4,259,647	\$4,140,655	\$4,140,655	\$4,135,521
AC_381102 Transfer From Local Option Gas Tax	\$0	\$588,054	\$585,385	\$585,385	\$585,385
AC_381401 Transfer From Parking Operations	\$0	\$51,622	\$48,848	\$48,848	\$48,732
Sub Total	\$1,525,165	\$4,899,322	\$4,774,888	\$4,774,888	\$4,769,638
Total Revenue	\$1,529,266	\$4,917,729	\$4,774,888	\$4,774,888	\$4,769,638
Expense					
<u>Debt Services Related</u>					
AC_571000 Principal	\$0	\$2,035,000	\$2,005,000	\$2,005,000	\$2,100,000
AC_572001 Interest-Bonds	\$1,540,600	\$2,882,729	\$2,769,888	\$2,769,888	\$2,669,638
Sub Total	\$1,540,600	\$4,917,729	\$4,774,888	\$4,774,888	\$4,769,638
Total Expense	\$1,540,600	\$4,917,729	\$4,774,888	\$4,774,888	\$4,769,638

Revenue And Expense Report All Other Funds

FD 21100 - FY16 Bank Note FD 21100

	FY16 Actual	FY17 Actual	FY18 Adopted	FY18 Projected	FY19 Recommended
Revenue					
<u>Miscellaneous Revenue</u>					
AC_361099 Amortization Premium Discount Investments	\$0	\$0	\$0	\$0	\$0
AC_361101 Int Earng-Pooled Cash	\$0	\$24	\$0	\$0	\$0
AC_361103 Int Earnings-1st Union	\$0	(\$5)	\$0	\$0	\$0
Sub Total	\$0	\$20	\$0	\$0	\$0
<u>Transfer From</u>					
AC_381000 Inter-Fund Group Transfers in Non-Operating	\$0	\$0	\$0	\$26,220,000	\$0
AC_381101 Transfer From Utilities Services Tax Fund	\$0	\$0	\$406,960	\$250,426	\$406,960
AC_381102 Transfer From Local Option Gas Tax	\$0	\$55,959	\$161,172	\$71,090	\$162,222
AC_381317 Transfer from Stormwater Improvement	\$0	\$363,782	\$1,631,868	\$449,861	\$579,133
Sub Total	\$0	\$419,741	\$2,200,000	\$26,991,377	\$1,148,315
Total Revenue	\$0	\$419,761	\$2,200,000	\$26,991,377	\$1,148,315
Expense					
<u>Debt Services Related</u>					
AC_571003 Principal-Revolving Loan	\$0	\$0	\$0	\$26,220,000	\$0
AC_572002 Interest-Other Than Bonds	\$0	\$419,761	\$2,200,000	\$771,377	\$1,148,315
Sub Total	\$0	\$419,761	\$2,200,000	\$26,991,377	\$1,148,315
Total Expense	\$0	\$419,761	\$2,200,000	\$26,991,377	\$1,148,315

Revenue And Expense Report All Other Funds

FD_21200 - Downtown CRA Bank Note - PNC

	FY16 Actual	FY17 Actual	FY18 Adopted	FY18 Projected	FY19 Recommended
Revenue					
<u>Tax Revenues - Other Taxes</u>					
AC_312101 Local Opt-Resort Tax-Conv Centers	\$0	\$0	\$0	\$1,766,000	\$0
Sub Total	\$0	\$0	\$0	\$1,766,000	\$0
<u>Miscellaneous Revenue</u>					
AC_361099 Amortization Premium Discount Investments	\$0	\$6	\$0	\$0	\$0
AC_361101 Int Earng-Pooled Cash	\$0	\$130	\$0	\$0	\$0
AC_361103 Int Earnings-1st Union	\$0	\$9	\$0	\$0	\$0
Sub Total	\$0	\$145	\$0	\$0	\$0
<u>Transfer From</u>					
AC_381621 Transfer From CRA Core	\$0	\$49,470	\$1,039,012	\$615,172	\$1,021,454
AC_381622 Transfer From CRA Non-Core	\$0	\$156,656	\$3,290,208	\$1,948,048	\$3,234,606
Sub Total	\$0	\$206,126	\$4,329,220	\$2,563,220	\$4,256,060
Total Revenue	\$0	\$206,271	\$4,329,220	\$4,329,220	\$4,256,060
Expense					
<u>Debt Services Related</u>					
AC_571003 Principal-Revolving Loan	\$0	\$0	\$4,000,000	\$4,000,000	\$4,000,000
AC_572004 Interest-Revolving Loan	\$0	\$206,271	\$329,220	\$329,220	\$256,060
Sub Total	\$0	\$206,271	\$4,329,220	\$4,329,220	\$4,256,060
Total Expense	\$0	\$206,271	\$4,329,220	\$4,329,220	\$4,256,060

Revenue And Expense Report All Other Funds

FD 21300 - Stormwater Improvement Assessment Bond

	FY16 Actual	FY17 Actual	FY18 Adopted	FY18 Projected	FY19 Recommended
<u>Revenue</u>					
<u>Transfer from Fund Balances</u>					
AC_369936 Unassigned Use of Fund Balance	\$0	\$0	\$0	\$0	\$24,011
Sub Total	\$0	\$0	\$0	\$0	\$24,011
<u>Transfer From</u>					
AC_381317 Transfer from Stormwater Improvement	\$0	\$0	\$0	\$2,396,751	\$5,669,378
Sub Total	\$0	\$0	\$0	\$2,396,751	\$5,669,378
Total Revenue	\$0	\$0	\$0	\$2,396,751	\$5,693,389
<u>Expense</u>					
<u>Debt Services Related</u>					
AC_571000 Principal	\$0	\$0	\$0	\$0	\$1,400,000
AC_572001 Interest-Bonds	\$0	\$0	\$0	\$0	\$4,293,389
Sub Total	\$0	\$0	\$0	\$0	\$5,693,389
Total Expense	\$0	\$0	\$0	\$0	\$5,693,389

**FINISH
STRONG**



Grant Funds

**FINISH
STRONG**



Revenue And Expense Report All Other Funds

FD 12100 - CDBG Grants

	FY16 Actual	FY17 Actual	FY18 Adopted	FY18 Projected	FY19 Recommended
Revenue					
<u>Intergovernmental Revenues</u>					
AC_331504 Eco Envir-Centr Rehab-Mortg Income	\$45,324	\$68,846	\$0	\$0	\$0
AC_331507 Eco Envir-Comm Deb BI Grant	\$2,467,748	\$1,884,140	\$2,798,447	\$2,798,447	\$3,159,459
AC_331900 Federal Grant - Other	(\$28,364)	\$11,646	\$0	\$0	\$0
Sub Total	\$2,484,708	\$1,964,632	\$2,798,447	\$2,798,447	\$3,159,459
<u>Service Charges</u>					
AC_345101 Other Fees For Services	\$0	\$0	\$0	\$0	\$0
Sub Total	\$0	\$0	\$0	\$0	\$0
<u>Miscellaneous Revenue</u>					
AC_361099 Amortization Premium Discount Investments	(\$58)	(\$434)	\$0	\$0	\$0
AC_361101 Int Earng-Pooled Cash	(\$4,722)	(\$6,733)	\$0	\$0	\$0
AC_361103 Int Earnings-1st Union	(\$486)	(\$653)	\$0	\$0	\$0
AC_361200 Dividends Interest and Other Earnings	(\$26)	(\$2)	\$0	\$0	\$0
Sub Total	(5,293)	(7,821)	\$0	\$0	\$0
Total Revenue	\$2,479,416	\$1,956,811	\$2,798,447	\$2,798,447	\$3,159,459
Expense					
<u>Personal Services</u>					
AC_512008 Staff Alloc to Oth Grants	\$316,165	\$530,216	\$559,689	\$559,689	\$631,891
Sub Total	\$316,165	\$530,216	\$559,689	\$559,689	\$631,891
<u>Contractual Services</u>					
AC_531001 Employee Training Cost-Professional Services	\$918	\$50	\$0	\$0	\$0
AC_531002 Other-Professional Services	\$4,023	\$68,267	\$0	\$0	\$0
AC_532000 Accounting and Auditing	\$20,000	\$20,000	\$20,604	\$0	\$21,990
AC_534007 Other-Contractual Services	\$1,084,990	\$730,154	\$1,666,216	\$1,817,363	\$2,272,614
AC_534008 Temp Personnel-Contractual Services	\$61,526	\$9,861	\$0	\$0	\$0
Sub Total	\$1,171,458	\$828,332	\$1,686,820	\$1,817,363	\$2,294,604
<u>Other Services and Charges</u>					
AC_540000 Travel and Per Diem	\$709	\$13,103	\$0	\$0	\$0
AC_540001 Motor Pool Rental	\$2,747	\$436	\$0	\$0	\$0
AC_541000 Comm Svcs - Fiber Optics and VoIP	\$6,761	\$4,967	\$0	\$0	\$0
AC_541003 Postage-Outside-Transportation	\$948	\$1,750	\$0	\$0	\$0

Revenue And Expense Report All Other Funds

FD 12100 - CDBG Grants

	FY16 Actual	FY17 Actual	FY18 Adopted	FY18 Projected	FY19 Recommended
AC_541004 Postage-Indirect Costs-Transportation	\$2,065	\$2,065	\$0	\$0	\$5,846
AC_541010 Comm Svcs - Cellular Charges	\$5,838	\$6,562	\$0	\$0	\$0
AC_543001 City-Utility Services	\$0	\$1,769	\$0	\$0	\$0
AC_546001 Copier Maintenance	\$960	\$4,910	\$0	\$0	\$0
AC_547000 Printing and Binding	\$0	\$2,882	\$0	\$0	\$0
AC_547002 Copy Services	\$0	\$318	\$0	\$0	\$0
AC_548000 Promotional Activities	\$0	\$5,852	\$0	\$0	\$0
AC_548001 Advertising	\$3,187	\$7,451	\$0	\$0	\$0
AC_549002 Licenses, Fees & Fines	\$0	\$1,043	\$0	\$0	\$0
AC_549011 CDBG-Temporary Relocation	\$350,000	\$0	\$0	\$0	\$0
AC_549015 Cost Allocation-General Fund Services	\$215,427	\$91,610	\$130,543	\$0	\$227,118
Sub Total	\$588,643	\$144,717	\$130,543	\$0	\$232,964

Supplies-Materials and Minor Equipment

AC_551000 Office Supplies	\$8,030	\$10,329	\$0	\$0	\$0
AC_552003 Uniforms	\$0	\$730	\$0	\$0	\$0
AC_552005 Tools & Minor Equip	\$1,494	\$45	\$0	\$0	\$0
AC_552007 Computers - Bulk Purchases Hardware/Software	\$0	\$750	\$0	\$0	\$0
AC_554000 Books, Publications, Subscriptions, and Memberships	\$0	\$2,600	\$0	\$0	\$0
AC_554001 Dues & Subscriptions	\$0	\$900	\$0	\$0	\$0
AC_555000 Training	\$412	\$7,985	\$0	\$0	\$0
Sub Total	\$9,935	\$23,339	\$0	\$0	\$0

Capital

AC_564004 Computers - Hardware/Software	\$0	\$2,500	\$0	\$0	\$0
Sub Total	\$0	\$2,500	\$0	\$0	\$0

Other Uses and Sources

AC_549099 Prior Year Adjustments Accounting Use Only	\$0	\$3,825	\$0	\$0	\$0
Sub Total	\$0	\$3,825	\$0	\$0	\$0

Transfer To Other Funds

AC_591204 Transfer to - HUD Section 108-Centro Ybor Loan	\$423,142	\$421,395	\$421,395	\$421,395	\$0
Sub Total	\$423,142	\$421,395	\$421,395	\$421,395	\$0

Interdepartmental Charges

AC_549013 Parking Dept-Interdept Charges	\$1,473	\$2,487	\$0	\$0	\$0
Sub Total	\$1,473	\$2,487	\$0	\$0	\$0

Revenue And Expense Report All Other Funds

FD 12100 - CDBG Grants

	FY16 Actual	FY17 Actual	FY18 Adopted	FY18 Projected	FY19 Recommended
Total Expense	\$2,510,816	\$1,956,811	\$2,798,447	\$2,798,447	\$3,159,459

Revenue And Expense Report All Other Funds

FD 12300 - State Housing Initiatives Partnership (SHIP)

	FY16 Actual	FY17 Actual	FY18 Adopted	FY18 Projected	FY19 Recommended
Revenue					
<u>Intergovernmental Revenues</u>					
AC_334902 Other-St Defer Pmnt Loan Income	\$212,373	\$1,501,263	\$0	\$0	\$0
AC_335501 Ship Program	\$1,718,903	\$2,336,360	\$1,556,613	\$1,556,613	\$439,968
Sub Total	\$1,931,276	\$3,837,623	\$1,556,613	\$1,556,613	\$439,968
<u>Miscellaneous Revenue</u>					
AC_361099 Amortization Premium Discount Investments	\$171	\$2,098	\$0	\$0	\$0
AC_361101 Int Earng-Pooled Cash	\$13,671	\$32,619	\$0	\$0	\$0
AC_361103 Int Earnings-1st Union	\$1,386	\$3,337	\$0	\$0	\$0
AC_361200 Dividends Interest and Other Earnings	\$79	\$5	\$0	\$0	\$0
Sub Total	\$15,307	\$38,059	\$0	\$0	\$0
Total Revenue	\$1,946,583	\$3,875,682	\$1,556,613	\$1,556,613	\$439,968
Expense					
<u>Personal Services</u>					
AC_512008 Staff Alloc to Oth Grants	\$207,797	\$219,687	\$155,661	\$361,248	\$43,996
Sub Total	\$207,797	\$219,687	\$155,661	\$361,248	\$43,996
<u>Contractual Services</u>					
AC_534007 Other-Contractual Services	\$1,669,319	\$481,486	\$1,400,952	\$2,610,790	\$395,972
Sub Total	\$1,669,319	\$481,486	\$1,400,952	\$2,610,790	\$395,972
<u>Other Services and Charges</u>					
AC_540000 Travel and Per Diem	\$1,101	\$890	\$0	\$0	\$0
AC_549007 Rehab Loans & Grants	\$0	\$490,259	\$0	\$3,271,775	\$0
Sub Total	\$1,101	\$491,149	\$0	\$3,271,775	\$0
Total Expense	\$1,878,217	\$1,192,322	\$1,556,613	\$6,243,813	\$439,968

Revenue And Expense Report All Other Funds

FD 12200 - Housing Grants

	FY16 Actual	FY17 Actual	FY18 Adopted	FY18 Projected	FY19 Recommended
Revenue					
<u>Intergovernmental Revenues</u>					
AC_331505 Eco Envir-Fed-Defr Pmnt Loan Income	\$72,562	\$486,910	\$0	\$0	\$0
AC_331508 NSP Revenue	\$52,038	\$96,350	\$0	\$0	\$0
AC_331512 Eco Envir-FHAP	\$65,925	\$36,500	\$0	\$0	\$0
AC_331514 Eco Envir-Home Invest Prt Grnts	\$539,938	\$1,798,573	\$1,167,411	\$1,167,411	\$1,695,248
AC_331611 Health/Hospital-ESGP Grant	\$246,056	\$260,467	\$247,019	\$247,019	\$251,923
AC_331612 Health/Hospital-HOPWA Grant	\$3,240,328	\$3,582,100	\$3,855,626	\$3,855,626	\$3,864,852
AC_331900 Federal Grant - Other	\$250,660	\$241,241	\$0	\$0	\$0
AC_331901 Other Fed Grants-Eeoc-Discrimination	\$0	\$13,450	\$0	\$0	\$0
Sub Total	\$4,467,508	\$6,515,590	\$5,270,056	\$5,270,056	\$5,812,023
<u>Miscellaneous Revenue</u>					
AC_361099 Amortization Premium Discount Investments	\$111	\$773	\$0	\$0	\$0
AC_361101 Int Earng-Pooled Cash	\$8,957	\$11,591	\$0	\$0	\$0
AC_361103 Int Earnings-1st Union	\$904	\$1,258	\$0	\$0	\$0
AC_361200 Dividends Interest and Other Earnings	\$48	\$3	\$0	\$0	\$0
Sub Total	\$10,019	\$13,626	\$0	\$0	\$0
Total Revenue	\$4,477,527	\$6,529,216	\$5,270,056	\$5,270,056	\$5,812,023
Expense					
<u>Personal Services</u>					
AC_512008 Staff Alloc to Oth Grants	\$217,062	\$225,920	\$244,759	\$244,759	\$298,065
Sub Total	\$217,062	\$225,920	\$244,759	\$244,759	\$298,065
<u>Contractual Services</u>					
AC_531001 Employee Training Cost-Professional Services	\$1,347	\$0	\$0	\$0	\$0
AC_531002 Other-Professional Services	\$140	\$840	\$0	\$0	\$0
AC_534000 Other Services	\$354	\$0	\$0	\$0	\$0
AC_534007 Other-Contractual Services	\$4,208,010	\$6,166,700	\$5,025,297	\$5,025,297	\$5,513,958
AC_534008 Temp Personnel-Contractual Services	\$882	\$0	\$0	\$0	\$0
Sub Total	\$4,210,733	\$6,167,540	\$5,025,297	\$5,025,297	\$5,513,958
<u>Other Services and Charges</u>					
AC_540000 Travel and Per Diem	\$21,798	\$5,242	\$0	\$0	\$0
AC_543001 City-Utility Services	\$1,378	\$0	\$0	\$0	\$0

Revenue And Expense Report All Other Funds

FD 12200 - Housing Grants

	FY16 Actual	FY17 Actual	FY18 Adopted	FY18 Projected	FY19 Recommended
AC_546000 Repair and Maintenance Services	\$17,280	\$0	\$0	\$0	\$0
AC_547000 Printing and Binding	\$0	\$3,293	\$0	\$0	\$0
AC_548000 Promotional Activities	\$120	\$571	\$0	\$0	\$0
AC_548001 Advertising	\$1,318	\$15,513	\$0	\$0	\$0
AC_549002 Licenses, Fees & Fines	\$0	\$700	\$0	\$0	\$0
AC_549007 Rehab Loans & Grants	\$0	\$71,172	\$0	\$0	\$0
Sub Total	\$41,894	\$96,490	\$0	\$0	\$0
<u>Supplies-Materials and Minor Equipment</u>					
AC_552003 Uniforms	\$1,022	\$0	\$0	\$0	\$0
AC_552007 Computers - Bulk Purchases Hardware/Software	\$5,337	\$2,125	\$0	\$0	\$0
AC_554001 Dues & Subscriptions	\$640	\$250	\$0	\$0	\$0
AC_555000 Training	\$839	\$9,175	\$0	\$0	\$0
Sub Total	\$7,838	\$11,550	\$0	\$0	\$0
<u>Capital</u>					
AC_564004 Computers - Hardware/Software	\$0	\$4,754	\$0	\$0	\$0
Sub Total	\$0	\$4,754	\$0	\$0	\$0
<u>Other Uses and Sources</u>					
AC_549099 Prior Year Adjustments Accounting Use Only	\$0	\$22,961	\$0	\$0	\$0
Sub Total	\$0	\$22,961	\$0	\$0	\$0
Total Expense	\$4,477,527	\$6,529,216	\$5,270,056	\$5,270,056	\$5,812,023

Revenue And Expense Report All Other Funds

FD 12400 - Fire Grants

	FY16 Actual	FY17 Actual	FY18 Adopted	FY18 Projected	FY19 Recommended
Revenue					
<u>Intergovernmental Revenues</u>					
AC_331202 SAFER Grant - DHS	\$0	\$0	\$1,232,975	\$1,896,885	\$1,850,000
AC_331204 Fire Intergovernmental Grants Fund	\$0	(\$9)	\$0	\$201,160	\$0
AC_331900 Federal Grant - Other	(\$7,412)	(\$2,538)	\$0	\$34,225	\$0
AC_334210 Miscellaneous State Grants	\$16,400	\$8,558	\$0	\$5,401	\$0
AC_334900 State Grant - Other	\$74,577	(\$2,631)	\$0	\$24,037	\$0
Sub Total	\$83,565	\$3,380	\$1,232,975	\$2,161,708	\$1,850,000
<u>Miscellaneous Revenue</u>					
AC_361099 Amortization Premium Discount Investments	\$20	\$120	\$0	\$17	\$0
AC_361101 Int Earng-Pooled Cash	\$1,467	\$1,864	\$0	\$538	\$0
AC_361103 Int Earnings-1st Union	\$149	\$206	\$0	\$64	\$0
AC_361200 Dividends Interest and Other Earnings	\$9	\$1	\$0	\$0	\$0
Sub Total	\$1,644	\$2,190	\$0	\$619	\$0
<u>Transfer From</u>					
AC_381001 Transfer From - General Fund	\$0	\$0	\$0	\$10,058	\$0
Sub Total	\$0	\$0	\$0	\$10,058	\$0
Total Revenue	\$85,209	\$5,570	\$1,232,975	\$2,172,385	\$1,850,000
Expense					
<u>Personal Services</u>					
AC_510000 Personnel Services	\$0	\$0	\$0	\$58,268	\$0
AC_512001 Sworn/Uniform Salaries	\$0	\$0	\$1,232,975	\$0	\$0
AC_512008 Staff Alloc to Oth Grants	\$0	\$0	\$0	\$1,896,885	\$1,850,000
AC_514000 Overtime	\$0	\$1,068	\$0	\$6,912	\$0
Sub Total	\$0	\$1,068	\$1,232,975	\$1,962,065	\$1,850,000
<u>Other Services and Charges</u>					
AC_546000 Repair and Maintenance Services	\$6,000	\$0	\$0	\$0	\$0
AC_547000 Printing and Binding	\$558	\$0	\$0	\$277	\$0
Sub Total	\$6,558	\$0	\$0	\$277	\$0
<u>Supplies-Materials and Minor Equipment</u>					
AC_551000 Office Supplies	\$0	\$0	\$0	\$10,000	\$0
AC_552005 Tools & Minor Equip	\$2,430	\$110	\$0	\$177,366	\$0

Revenue And Expense Report All Other Funds

FD_12400 - Fire Grants

	FY16 Actual	FY17 Actual	FY18 Adopted	FY18 Projected	FY19 Recommended
AC_552007 Computers - Bulk Purchases Hardware/Software	\$13,414	\$0	\$0	\$0	\$0
Sub Total	\$15,844	\$110	\$0	\$187,366	\$0
<u>Capital</u>					
AC_564004 Computers - Hardware/Software	\$62,807	\$0	\$0	\$27,070	\$0
Sub Total	\$62,807	\$0	\$0	\$27,070	\$0
<u>Other Uses and Sources</u>					
AC_549099 Prior Year Adjustments Accounting Use Only	\$0	\$4,393	\$0	(4,393)	\$0
Sub Total	\$0	\$4,393	\$0	(4,393)	\$0
<u>Budget Reserves</u>					
AC_569999 Capital Outlay Budget Reserve	\$0	\$0	\$0	\$0	\$0
Sub Total	\$0	\$0	\$0	\$0	\$0
Total Expense	\$85,209	\$5,570	\$1,232,975	\$2,172,385	\$1,850,000

Revenue And Expense Report All Other Funds

FD 12500 - Police Grants

	FY16 Actual	FY17 Actual	FY18 Adopted	FY18 Projected	FY19 Recommended
Revenue					
<u>Intergovernmental Revenues</u>					
AC_331200 Federal Grant - Public Safety	\$100,286	\$203,102	\$0	\$699,178	\$0
AC_331205 High Intensity Drug Trafficking Area	\$235,218	\$155,495	\$0	\$273	\$0
AC_331211 DOJ-Justice Assistance Grant	\$148,476	\$136,397	\$0	\$18,449	\$0
AC_331513 US Dept of Homeland Security	\$3,346,056	\$2,040,909	\$0	\$144,879	\$0
AC_331900 Federal Grant - Other	(\$806,494)	(\$504,998)	\$0	(\$104,834)	\$0
AC_334208 State Homeland Securities	\$24,139	\$52,761	\$0	\$0	\$0
AC_334210 Miscellaneous State Grants	\$434,599	\$14,500	\$0	\$0	\$0
AC_334900 State Grant - Other	(\$260,092)	\$452	\$0	\$0	\$0
Sub Total	\$3,222,188	\$2,098,619	\$0	\$757,945	\$0
<u>Miscellaneous Revenue</u>					
AC_361099 Amortization Premium Discount Investments	(\$78)	(\$267)	\$0	\$0	\$0
AC_361101 Int Earng-Pooled Cash	(\$6,184)	(\$4,637)	\$0	\$0	\$0
AC_361103 Int Earnings-1st Union	(\$611)	(\$415)	\$0	\$0	\$0
AC_361200 Dividends Interest and Other Earnings	(\$38)	(\$2)	\$0	\$0	\$0
AC_364400 Sale of City Property	\$0	\$0	\$0	\$2,439	\$0
AC_399999 Project Billing Suspense	\$0	\$0	\$0	\$0	\$0
Sub Total	(6,911)	(5,321)	\$0	\$2,439	\$0
<u>Transfer from Fund Balances</u>					
AC_369936 Unassigned Use of Fund Balance	\$0	\$0	\$220,287	\$0	\$230,072
Sub Total	\$0	\$0	\$220,287	\$0	\$230,072
Total Revenue	\$3,215,277	\$2,093,298	\$220,287	\$760,384	\$230,072

Expense

Personal Services

AC_510000 Personnel Services	\$0	\$0	\$0	\$0	\$0
AC_512000 Regular Salaries and Wages	\$131,544	\$92,842	\$164,090	(112,717)	\$170,976
AC_512001 Sworn/Uniform Salaries	\$74,326	\$43,858	\$0	\$0	\$0
AC_512003 Longevity Awards	\$2,000	\$2,250	\$4,000	(1,146)	\$4,000
AC_512005 Holiday Pay	\$8,571	\$6,514	\$0	(3,020)	\$0
AC_512006 Floating Holiday	\$1,409	\$1,030	\$0	\$0	\$0
AC_512008 Staff Alloc to Oth Grants	\$99,855	\$54,274	\$0	\$58,138	\$0
AC_514000 Overtime	\$619,080	\$336,803	\$0	\$118,449	\$0

Revenue And Expense Report All Other Funds

FD 12500 - Police Grants

	FY16 Actual	FY17 Actual	FY18 Adopted	FY18 Projected	FY19 Recommended
AC_515001 Incentive	\$1,152	\$600	\$0	\$0	\$0
AC_516000 Compensated Annual Leave	\$19,854	\$13,068	\$0	\$0	\$0
AC_517000 Compensated Sick Leave	\$1,750	\$2,930	\$0	(354)	\$0
AC_518000 Compensated Compensatory Leave	\$1,482	\$651	\$0	\$0	\$0
AC_521000 FICA Taxes	\$9,250	\$6,204	\$10,174	(3,801)	\$10,601
AC_521001 1.45% Medicare Match	\$3,491	\$2,309	\$2,379	(889)	\$2,479
AC_522000 Retirement Contributions	\$15,629	\$15,393	\$20,757	(8,442)	\$23,424
AC_522001 F&P-Retirement Contributions	\$13,103	\$7,992	\$0	\$0	\$0
AC_523000 Life Insurance	\$538	\$365	\$345	(67)	\$359
AC_523001 Accidental D&D Insurance	\$128	\$87	\$82	(17)	\$85
AC_523002 Employee Health Insurance	\$25,016	\$17,140	\$18,156	\$352	\$17,832
AC_523003 Long-Term Disability Insurance	\$196	\$137	\$156	(11)	\$162
AC_524000 Workers Compensation child	\$0	(41)	\$0	\$0	\$0
AC_525000 Unemployment Compensation	\$0	\$41	\$148	\$41	\$154
Sub Total	\$1,028,375	\$604,448	\$220,287	\$46,516	\$230,072

Contractual Services

AC_531000 Professional Services	\$173,034	\$168,809	\$0	\$1,320	\$0
AC_531002 Other-Professional Services	\$137,589	\$27,897	\$0	\$35,200	\$0
AC_534000 Other Services	\$52,049	\$20,000	\$0	\$0	\$0
AC_534007 Other-Contractual Services	\$0	\$56,973	\$0	\$519,300	\$0
AC_534009 Computers-Contractual Services	\$325,959	\$14,000	\$0	\$0	\$0
Sub Total	\$688,631	\$287,679	\$0	\$555,820	\$0

Other Services and Charges

AC_540000 Travel and Per Diem	\$10,788	\$18,894	\$0	\$11,378	\$0
AC_541000 Comm Svcs - Fiber Optics and VoIP	\$11,830	\$0	\$0	\$273	\$0
AC_541003 Postage-Outside-Transportation	\$107	\$84	\$0	\$0	\$0
AC_541010 Comm Svcs - Cellular Charges	\$8,243	\$5,687	\$0	\$182	\$0
AC_544000 Rentals and Leases	\$20,240	\$14,111	\$0	\$0	\$0
Sub Total	\$51,208	\$38,776	\$0	\$11,833	\$0

Supplies-Materials and Minor Equipment

AC_551000 Office Supplies	\$0	\$609	\$0	\$26,158	\$0
AC_552005 Tools & Minor Equip	\$28,361	\$16,042	\$0	\$0	\$0
AC_552007 Computers - Bulk Purchases Hardware/Software	\$78,681	\$1,036	\$0	\$6,344	\$0
Sub Total	\$107,043	\$17,687	\$0	\$32,502	\$0

Revenue And Expense Report All Other Funds

FD 12500 - Police Grants

	FY16 Actual	FY17 Actual	FY18 Adopted	FY18 Projected	FY19 Recommended
<u>Capital</u>					
AC_564000 Machinery and Equipment	\$1,082,866	\$791,598	\$0	\$106,553	\$0
AC_564001 Transp Equip	\$246,753	\$351,447	\$0	\$0	\$0
AC_564004 Computers - Hardware/Software	\$10,402	\$1,663	\$0	\$7,160	\$0
Sub Total	\$1,340,021	\$1,144,708	\$0	\$113,713	\$0
Total Expense	\$3,215,277	\$2,093,298	\$220,287	\$760,384	\$230,072

Parking Enterprise Funds

**FINISH
STRONG**



Revenue And Expense Report All Other Funds

FD 40100 - Parking - Operations

	FY16 Actual	FY17 Actual	FY18 Adopted	FY18 Projected	FY19 Recommended
Revenue					
<u>Service Charges</u>					
AC_344502 Whiting-G Revenues	\$455,079	\$448,551	\$482,000	\$435,000	\$435,000
AC_344503 City Hall-L (Daily)	\$194,147	\$174,686	\$104,000	\$60,525	\$0
AC_344504 Curtis Hixon-G (Monthly)	\$343,440	\$343,440	\$343,440	\$343,440	\$343,440
AC_344505 Zack Street-L(Monthly)	\$15,654	\$15,212	\$15,600	\$15,500	\$15,500
AC_344506 Crosstown-L	\$308,500	\$161,828	\$172,000	\$170,000	\$170,000
AC_344507 City Hall-L (Monthly)	\$30,892	\$43,356	\$22,000	\$5,451	\$0
AC_344508 Municipal Parking Garage	\$44,438	\$45,517	\$44,000	\$45,300	\$45,300
AC_344509 On-Street Monthly Zones 1,2,3	\$25,741	\$25,195	\$25,500	\$23,500	\$23,500
AC_344510 Interstate 275-L	\$13,217	\$25,214	\$25,860	\$28,000	\$28,000
AC_344511 Twiggs Street-G (Monthly)	\$255,980	\$333,189	\$370,000	\$338,000	\$338,000
AC_344512 South Regional-L (Daily)	(\$10)	\$0	\$0	\$0	\$0
AC_344513 off-Street Meters-Pc;In,Pt,Pl	\$19,345	\$18,793	\$20,000	\$19,000	\$19,000
AC_344514 Royal/Regional-L	\$73,645	\$66,341	\$72,000	\$73,500	\$73,500
AC_344515 On-Street Meters	\$1,963,729	\$2,067,252	\$1,960,000	\$2,075,000	\$2,205,000
AC_344516 Meter Rental-Reserved Space	\$130,011	\$144,808	\$110,000	\$150,000	\$130,000
AC_344517 Twiggs Street-G (Daily)	\$605,860	\$554,436	\$515,000	\$538,000	\$538,000
AC_344519 Fort Brooke-G (Monthly)	\$2,715,847	\$2,724,368	\$2,810,000	\$2,850,000	\$2,850,000
AC_344520 William F. Poe-G (Monthly)	\$586,275	\$631,166	\$632,000	\$643,000	\$643,000
AC_344521 Fort Brooke-G (Daily)	\$1,076,296	\$956,576	\$1,085,000	\$1,075,000	\$1,075,000
AC_344522 William F. Poe-G (Daily)	\$1,008,424	\$1,195,119	\$1,010,000	\$1,030,000	\$1,030,000
AC_344523 Utility Parking Permits	\$59,490	\$37,320	\$51,000	\$22,000	\$22,000
AC_344524 Booting Fees	\$6,625	\$5,325	\$5,000	\$5,100	\$5,100
AC_344525 Reactivation Fees	\$7,031	\$5,711	\$6,100	\$4,900	\$4,900
AC_344526 Parking Meters-Ben T. Davis Beach	\$89,306	\$112,234	\$88,000	\$118,500	\$118,500
AC_344527 South Regional-G (Monthly)	\$251,221	\$278,708	\$340,000	\$360,000	\$360,000
AC_344528 South Regional-G (Daily)	\$479,106	\$504,869	\$515,000	\$550,000	\$550,000
AC_344529 Arena Revenue-City Facilities	\$1,140,069	\$0	\$0	\$0	\$0
AC_344530 Tampa Convention Center (Daily)	\$575,615	\$511,207	\$555,000	\$440,000	\$440,000
AC_344531 Tampa Convention Center (Monthly)	\$17,562	\$17,379	\$18,000	\$17,600	\$17,600
AC_344532 Ybor City Lots Revenue	\$399,342	\$29,929	\$34,000	\$38,000	\$38,000
AC_344533 Ybor City Garage (Daily)	\$1,377,251	\$1,264,417	\$1,383,700	\$1,267,000	\$1,267,000
AC_344534 Ybor City Garage (Monthly)	\$228,146	\$263,537	\$244,800	\$305,000	\$305,000
AC_344535 Palm Ave Garage Monthly Revenue	\$143,163	\$227,483	\$276,000	\$195,000	\$195,000

Revenue And Expense Report All Other Funds

FD 40100 - Parking - Operations

	FY16 Actual	FY17 Actual	FY18 Adopted	FY18 Projected	FY19 Recommended
AC_344536 Palm Ave Garage Daily Revenue	\$472,657	\$399,692	\$330,000	\$331,000	\$331,000
AC_344537 Palm Ave Garage HCC Revenue	\$215,526	\$108,551	\$107,500	\$107,500	\$107,500
AC_344539 HPCC (USF) Lot - Daily	\$150	\$72,846	\$95,000	\$95,000	\$95,000
AC_344540 HPCC (USF) Lot - Arena Revenue	\$81,774	\$47,077	\$19,200	\$40,000	\$19,200
AC_344542 Garage and Lot Fee-Refunds	(\$24,446)	(\$35,029)	(\$20,000)	(\$26,000)	(\$26,000)
AC_344543 Crosstown-L (Daily)	\$15	\$166,672	\$201,000	\$369,000	\$369,000
AC_344544 Royal/Regional-L (Daily)	\$35,273	\$54,588	\$33,000	\$33,000	\$33,000
AC_344545 Ybor City Lots (Daily)	\$7,663	\$401,144	\$375,000	\$405,000	\$405,000
AC_344546 Al Lopez Event Parking	\$87,910	\$73,414	\$88,000	\$99,000	\$99,000
AC_344547 Library Lot - Monthly	\$0	\$4,215	\$4,800	\$4,300	\$4,300
AC_344553 Whiting Garage - Special Event Revenue	\$0	\$8,983	\$0	\$37,000	\$15,000
AC_344554 William F. Poe Garage - Special Event Revenue	\$0	\$33,958	\$0	\$200,000	\$250,000
AC_344559 Royal Regional Lot - Special Event Revenue	\$0	\$0	\$0	\$1,500	\$3,000
AC_344560 Fort Brooke Garage - Arena Revenue	\$0	\$87,191	\$37,000	\$142,000	\$37,000
AC_344561 Whiting Garage - Arena Revenue	\$0	\$160,711	\$69,500	\$215,000	\$69,500
AC_344562 Tampa Convention Center - Arena Revenue	\$0	\$93,100	\$36,000	\$132,000	\$36,000
AC_344563 South Regional Garage - Arena Revenue	\$0	\$408,141	\$141,000	\$383,000	\$141,000
AC_344564 Crosstown Lots - Arena Revenue	\$0	\$384,947	\$148,000	\$420,000	\$148,000
AC_344567 Scott Street Lot - Monthly	\$0	\$0	\$0	\$0	\$138,600
AC_344568 Scott Street Lot - Daily	\$0	\$0	\$0	\$0	\$72,000
AC_344569 Scott Street Lot - Special Event Revenue	\$0	\$0	\$0	\$0	\$12,000
AC_344570 South Regional Garage Special Event Revenue	\$0	\$0	\$0	\$0	\$5,000
Sub Total	\$15,516,962	\$15,703,367	\$15,000,000	\$16,229,616	\$15,649,440

Fines and Forfeits

AC_354001 Parking Tickets	\$1,737,762	\$1,669,940	\$1,710,000	\$1,695,000	\$1,695,000
Sub Total	\$1,737,762	\$1,669,940	\$1,710,000	\$1,695,000	\$1,695,000

Miscellaneous Revenue

AC_361099 Amortization Premium Discount Investments	\$137	\$393	\$0	\$250	\$300
AC_361101 Int Earng-Pooled Cash	\$9,408	\$5,809	\$0	\$5,800	\$5,800
AC_361103 Int Earnings-1st Union	\$891	\$791	\$0	\$750	\$800
AC_361200 Dividends Interest and Other Earnings	\$78	\$2	\$0	\$0	\$0
AC_362002 Foreign Trade Zone Fees-Rental	\$365	\$0	\$0	\$0	\$0
AC_362008 Lease-Comm Towers-Metro Pcs	\$40,000	\$40,000	\$40,000	\$40,000	\$40,000
AC_362010 Lease-Comm Tower Agrmnts	\$30,000	\$35,000	\$55,000	\$61,000	\$35,000
AC_362011 Lease-Comm Towers-Clear Wireless	\$90,000	\$105,000	\$85,000	\$85,000	\$105,000

Revenue And Expense Report All Other Funds

FD 40100 - Parking - Operations

	FY16 Actual	FY17 Actual	FY18 Adopted	FY18 Projected	FY19 Recommended
AC_362015 Rent-Storefront TPD Municipal Garage	\$44,140	\$36,000	\$36,000	\$36,000	\$36,000
AC_362018 Marriott Lease	\$285,558	\$263,592	\$263,592	\$263,592	\$263,592
AC_362019 YMCA Lease	\$40,878	\$62,387	\$40,878	\$40,878	\$40,878
AC_362021 Lease - Curtis Hixon Park Retail	\$0	\$0	\$0	\$0	\$0
AC_364400 Sale of City Property	\$418	\$0	\$3,200,000	\$0	\$3,200,000
AC_364402 Book Value of Disposed Assets	(\$18,787)	\$0	\$0	\$0	\$0
AC_365001 Scrap Metal Sales	\$0	\$0	\$0	\$1,937	\$0
AC_369911 Comm-Vending Machine-Academy	\$3,133	\$2,680	\$4,000	\$2,500	\$2,500
AC_369934 Miscellaneous Revenues	\$18,591	\$15,479	\$18,000	\$14,000	\$14,000
Sub Total	\$544,810	\$567,133	\$3,742,470	\$551,707	\$3,743,870
<u>Transfer from Fund Balances</u>					
AC_369936 Unassigned Use of Fund Balance	\$0	\$0	\$219,886	\$0	\$0
Sub Total	\$0	\$0	\$219,886	\$0	\$0
Total Revenue	\$17,799,534	\$17,940,440	\$20,672,356	\$18,476,323	\$21,088,310

Expense

Personal Services

AC_512000 Regular Salaries and Wages	\$2,146,810	\$2,282,073	\$3,352,273	\$2,365,000	\$3,193,282
AC_512001 Sworn/Uniform Salaries	(232)	\$0	\$0	\$0	\$0
AC_512002 Terminal Leave	\$10,664	\$52,362	\$66,500	\$55,000	\$66,500
AC_512003 Longevity Awards	\$48,750	\$49,646	\$52,500	\$51,000	\$52,500
AC_512004 Out of Grade Pay	\$2,144	\$2,791	\$0	\$2,500	\$0
AC_512005 Holiday Pay	\$107,457	\$111,004	\$0	\$116,500	\$0
AC_512006 Floating Holiday	\$8,792	\$9,122	\$0	\$9,700	\$0
AC_512031 Reserve for Vacancies	\$0	\$0	(154,245)	\$0	(50,000)
AC_514000 Overtime	\$45,430	\$58,492	\$100,000	\$55,000	\$90,000
AC_515000 Special Pay	\$15,390	\$17,244	\$0	\$18,000	\$17,206
AC_515003 Sick & Annual Leave Accrual	(23,166)	(23,456)	\$0	\$0	\$0
AC_516000 Compensated Annual Leave	\$143,655	\$167,395	\$0	\$170,000	\$0
AC_517000 Compensated Sick Leave	\$116,367	\$85,373	\$0	\$100,000	\$0
AC_521000 FICA Taxes	\$154,779	\$165,243	\$207,841	\$165,500	\$197,983
AC_521001 1.45% Medicare Match	\$36,810	\$39,287	\$48,608	\$41,000	\$46,302
AC_522000 Retirement Contributions	\$250,766	\$348,588	\$409,620	\$369,620	\$373,142
AC_523000 Life Insurance	\$6,180	\$6,525	\$6,768	\$6,768	\$6,367

Revenue And Expense Report All Other Funds

FD 40100 - Parking - Operations

	FY16 Actual	FY17 Actual	FY18 Adopted	FY18 Projected	FY19 Recommended
AC_523001 Accidental D&D Insurance	\$1,475	\$1,555	\$1,611	\$1,611	\$1,516
AC_523002 Employee Health Insurance	\$676,804	\$697,724	\$824,114	\$824,114	\$744,568
AC_523003 Long-Term Disability Insurance	\$2,209	\$2,359	\$3,062	\$3,062	\$2,880
AC_524000 Workers Compensation child	\$73,978	\$67,574	\$23,285	\$23,285	\$109,425
AC_525000 Unemployment Compensation	\$1,499	\$1,370	\$3,017	\$2,200	\$2,874
AC_526000 Other Postemployment Benefits (OPEB)	\$58,253	\$86,047	\$0	\$0	\$0
AC_526100 Pension Expense Allocation - GASB 68- GE	\$0	\$353,278	\$0	\$0	\$0
Sub Total	\$3,884,815	\$4,581,594	\$4,944,954	\$4,379,860	\$4,854,545

Contractual Services

AC_531000 Professional Services	\$248,300	\$21,250	\$0	\$32,000	\$0
AC_531001 Employee Training Cost-Professional Services	\$0	\$0	\$2,500	\$500	\$2,500
AC_531002 Other-Professional Services	\$183,702	\$51,079	\$0	\$1,000	\$0
AC_534000 Other Services	\$2,670,786	\$1,017,049	\$270,000	\$717,000	\$632,208
AC_534007 Other-Contractual Services	\$342,851	\$1,773,457	\$1,999,400	\$2,070,000	\$2,328,970
Sub Total	\$3,445,639	\$2,862,834	\$2,271,900	\$2,820,500	\$2,963,678

Other Services and Charges

AC_545001 Interdept-Premium Costs-Insurance	\$737,571	\$708,085	\$727,962	\$727,962	\$716,469
AC_540000 Travel and Per Diem	\$76	\$347	\$3,000	\$800	\$3,000
AC_540001 Motor Pool Rental	\$60,538	\$66,726	\$73,150	\$68,500	\$74,150
AC_541000 Comm Svcs - Fiber Optics and VoIP	\$147,975	\$108,447	\$81,200	\$106,000	\$81,200
AC_541001 Freight & Moving-Transportation	\$3,418	\$0	\$0	\$0	\$0
AC_541003 Postage-Outside-Transportation	\$27,232	\$27,808	\$22,000	\$27,800	\$22,000
AC_541004 Postage-Indirect Costs-Transportation	\$2,065	\$2,065	\$2,065	\$2,065	\$5,846
AC_541010 Comm Svcs - Cellular Charges	\$31,551	\$131,288	\$75,000	\$112,000	\$75,000
AC_543001 City-Utility Services	\$140,625	\$106,153	\$78,445	\$120,000	\$78,445
AC_543002 Electric-Utility Services	\$442,154	\$382,329	\$431,212	\$350,000	\$438,212
AC_543003 McKay Bay-Utility Services	\$0	\$0	\$426	\$0	\$426
AC_546000 Repair and Maintenance Services	\$654,358	\$524,716	\$490,250	\$525,000	\$461,732
AC_546001 Copier Maintenance	\$2,282	\$1,440	\$500	\$2,050	\$500
AC_547000 Printing and Binding	\$0	\$269	\$500	\$350	\$500
AC_548000 Promotional Activities	\$0	\$59	\$0	\$0	\$0
AC_549002 Licenses, Fees & Fines	\$0	\$4,198	\$0	\$2,400	\$0
AC_549003 Taxes-Payment in Lieu of	\$711,944	\$711,919	\$710,266	\$769,118	\$777,616
AC_549004 Franchise Fees-Payment in Lieu of	\$203,300	\$236,990	\$231,690	\$231,690	\$244,836
AC_549005 Petty Cash Loss	\$0	\$48	\$0	\$0	\$0

Revenue And Expense Report All Other Funds

FD 40100 - Parking - Operations

	FY16 Actual	FY17 Actual	FY18 Adopted	FY18 Projected	FY19 Recommended
AC_549015 Cost Allocation-General Fund Services	\$1,307,587	\$1,594,384	\$2,000,000	\$2,000,000	\$1,818,779
AC_549032 School Crossing Guard Charges	\$53,557	\$49,840	\$53,500	\$51,000	\$53,500
AC_549026 Oracle Bad Debt Expense	\$0	\$349	\$0	\$0	\$0
AC_549027 Cost Allocation Risk Administration	\$89,669	\$73,329	\$53,909	\$53,909	\$46,701
Sub Total	\$4,615,902	\$4,730,788	\$5,035,075	\$5,150,644	\$4,898,912

Supplies-Materials and Minor Equipment

AC_551000 Office Supplies	\$9,171	\$14,160	\$19,375	\$14,500	\$18,875
AC_552000 Operating Supplies	\$0	\$0	\$0	\$0	\$500
AC_552001 Fuels & Lubricants	\$0	\$0	\$0	\$300	\$0
AC_552003 Uniforms	\$42,174	\$41,811	\$29,662	\$25,000	\$29,662
AC_552004 Other-Supplies & Materials	\$176,698	\$102,058	\$109,000	\$86,500	\$97,500
AC_552005 Tools & Minor Equip	\$7,684	\$5,169	\$0	\$16,000	\$0
AC_552007 Computers - Bulk Purchases Hardware/Software	\$36,468	\$1,086	\$9,000	\$9,000	\$9,000
AC_552010 Other-Inventory	\$0	\$79	\$500	\$300	\$500
AC_552012 Inventory Issue Contra-Expense	\$0	\$149	\$0	\$0	\$0
AC_554000 Books, Publications, Subscriptions, and Memberships	\$0	\$383	\$500	\$400	\$0
AC_554001 Dues & Subscriptions	\$3,192	\$13,719	\$6,460	\$13,000	\$24,600
AC_555000 Training	\$722	\$49	\$0	\$0	\$0
Sub Total	\$276,110	\$178,664	\$174,497	\$165,000	\$180,637

Capital

AC_564000 Machinery and Equipment	\$0	\$12,374	\$0	\$0	\$0
AC_564001 Transp Equip	\$0	\$0	\$55,000	\$52,300	\$82,500
AC_564004 Computers - Hardware/Software	\$0	\$4,071	\$0	\$0	\$0
Sub Total	\$0	\$16,445	\$55,000	\$52,300	\$82,500

Aids and Grants

AC_581000 Aids to Government Agencies	\$413,572	\$356,544	\$430,000	\$430,000	\$430,000
Sub Total	\$413,572	\$356,544	\$430,000	\$430,000	\$430,000

Other Uses and Sources

AC_549099 Prior Year Adjustments Accounting Use Only	\$0	\$12,106	\$0	\$0	\$0
Sub Total	\$0	\$12,106	\$0	\$0	\$0

Transfer To Other Funds

AC_591210 Transfer to Utilities Services Tax Bond	\$3,111,324	\$2,997,955	\$3,158,578	\$3,158,578	\$3,155,916
AC_591220 Transfer to Non Ad Valorem Bond Fund	\$0	\$51,622	\$48,848	\$48,848	\$48,732
AC_591402 Transfer to Parking CIP	\$1,150,000	\$1,055,000	\$1,350,000	\$1,350,000	\$1,100,000

Revenue And Expense Report All Other Funds

FD 40100 - Parking - Operations

	FY16	FY17	FY18	FY18	FY19
	Actual	Actual	Adopted	Projected	Recommended
Sub Total	\$4,261,324	\$4,104,576	\$4,557,426	\$4,557,426	\$4,304,648
<u>Interdepartmental Charges</u>					
AC_549006 Interdept	\$479,580	\$27,708	\$0	\$35,000	\$0
AC_549029 Arena - Revenue Guarantee	\$0	\$750,000	\$750,000	\$750,000	\$750,000
AC_549030 Arena - Surcharge Guarantee	\$0	\$57,391	\$250,000	\$90,000	\$250,000
AC_549031 Arena - Revenue Sharing (Attendance)	\$0	\$504,169	\$500,000	\$440,000	\$500,000
AC_549034 Hyde Park Meters Revenue Sharing	\$0	\$0	\$0	\$0	\$97,000
Sub Total	\$479,580	\$1,339,267	\$1,500,000	\$1,315,000	\$1,597,000
<u>Budget Reserves</u>					
AC_559999 Supplies Budget Reserve	\$0	\$0	\$0	\$0	\$50,000
AC_579999 Debt Budget Reserve	\$0	\$0	\$1,100,000	\$0	\$950,000
AC_599999 Other Uses Budget Reserve	\$0	\$0	\$603,504	\$0	\$776,390
Sub Total	\$0	\$0	\$1,703,504	\$0	\$1,776,390
Total Expense	\$17,376,942	\$18,182,819	\$20,672,356	\$18,870,730	\$21,088,310

Revenue And Expense Report All Other Funds

FD 40200 - Parking - Capital/Construction

	FY16 Actual	FY17 Actual	FY18 Adopted	FY18 Projected	FY19 Recommended
Revenue					
<u>Miscellaneous Revenue</u>					
AC_361099 Amortization Premium Discount Investments	(\$5)	\$107	\$0	\$77	\$0
AC_361101 Int Earng-Pooled Cash	\$712	\$1,563	\$0	\$2,502	\$0
AC_361103 Int Earnings-1st Union	\$143	\$96	\$0	\$314	\$0
AC_361200 Dividends Interest and Other Earnings	(\$24)	\$0	\$0	\$0	\$0
Sub Total	\$827	\$1,767	\$0	\$2,893	\$0
<u>Transfer From</u>					
AC_381101 Transfer From Utilities Services Tax Fund	\$1,150,000	\$0	\$0	\$0	\$200,000
AC_381401 Transfer From Parking Operations	\$0	\$1,055,000	\$1,350,000	\$1,350,000	\$1,100,000
Sub Total	\$1,150,000	\$1,055,000	\$1,350,000	\$1,350,000	\$1,300,000
Total Revenue	\$1,150,827	\$1,056,767	\$1,350,000	\$1,352,893	\$1,300,000
Expense					
<u>Other Services and Charges</u>					
AC_549015 Cost Allocation-General Fund Services	\$0	\$13,541	\$0	\$0	\$0
AC_549095 Cost Allocation - General Fund Contra	\$25,407	\$0	\$0	\$0	\$0
Sub Total	\$25,407	\$13,541	\$0	\$0	\$0
<u>Capital</u>					
AC_560005 Professional Services Capital	\$3,985	\$67,238	\$100,000	\$0	\$0
AC_562001 Improvements to Buildings	\$1,408,214	\$250,197	\$200,000	\$2,883,850	\$1,150,000
AC_563001 Improv Other Than Bldgs	\$0	\$83,514	\$1,050,000	\$0	\$150,000
AC_564000 Machinery and Equipment	\$142,480	\$82,257	\$0	\$0	\$0
Sub Total	\$1,554,679	\$483,206	\$1,350,000	\$2,883,850	\$1,300,000
Total Expense	\$1,580,086	\$496,747	\$1,350,000	\$2,883,850	\$1,300,000

Wastewater Enterprise Funds

**FINISH
STRONG**



Revenue And Expense Report All Other Funds

FD 41000 - Wastewater - Operations

	FY16 Actual	FY17 Actual	FY18 Adopted	FY18 Projected	FY19 Recommended
Revenue					
<u>Intergovernmental Revenues</u>					
AC_335350 Pollutant Tax Refund	\$96,951	\$110,636	\$47,000	\$110,000	\$110,000
AC_335490 Motor Fuel Tax Rebate	\$2,357	\$3,330	\$1,900	\$2,800	\$2,800
Sub Total	\$99,308	\$113,966	\$48,900	\$112,800	\$112,800
<u>Service Charges</u>					
AC_343306 Rental of Meters	\$123	\$0	\$2,800	\$500	\$500
AC_343501 Sewer Disposal Charges	\$105,276,432	\$103,629,803	\$107,733,500	\$109,700,000	\$109,700,000
AC_343502 Sewer Improvement Charges	\$294,120	\$304,682	\$337,800	\$300,000	\$300,000
AC_343503 Unplug Fee	\$0	\$0	\$4,700	\$0	\$0
AC_343504 Sewer-Commercial Const Plan Rev & Insp	\$27,625	\$29,422	\$24,500	\$33,000	\$28,000
AC_343505 Sewer-Service Request-Commercial	\$39,550	\$44,850	\$39,200	\$40,000	\$40,000
AC_343506 Sewer-Service Request-Res W/Line Exten	\$2,518	\$1,437	\$2,900	\$3,000	\$3,000
AC_343507 Sewer-Service Request-Remodeling Commerce	\$5,850	\$6,400	\$4,700	\$6,000	\$6,000
AC_343508 Bad Debt Collections-Sewer	\$161,063	\$203,279	\$94,100	\$175,000	\$175,000
AC_343509 Sewer-Service Request-Residential	\$49,224	\$53,700	\$34,300	\$50,000	\$50,000
AC_343518 Sewer Connection Fee-Subaccount	\$0	\$55	\$0	\$100	\$0
Sub Total	\$105,856,504	\$104,273,627	\$108,278,500	\$110,307,600	\$110,302,500
<u>Miscellaneous Revenue</u>					
AC_361099 Amortization Premium Discount Investments	\$1,423	\$12,627	\$500	\$7,000	\$3,000
AC_361101 Int Earng-Pooled Cash	\$103,971	\$192,853	\$301,200	\$200,000	\$150,000
AC_361102 Int Earnings	\$72,894	\$0	\$225,900	\$0	\$50,000
AC_361103 Int Earnings-1st Union	\$9,989	\$21,440	\$30,500	\$30,000	\$15,000
AC_361200 Dividends Interest and Other Earnings	\$796	\$50	\$0	\$0	\$0
AC_361302 Unrealized Gain Or Loss (Per Fund)	\$0	\$0	\$0	\$0	\$0
AC_364400 Sale of City Property	\$277,258	\$319,087	\$147,000	\$250,000	\$250,000
AC_364402 Book Value of Disposed Assets	(\$48,512)	(\$8,857)	\$0	(\$1,000)	\$0
AC_364403 Book Value of Assets Sold	(\$35,230)	(\$1,189)	\$0	(\$5,000)	\$0
AC_365000 Sale of Surplus Materials and Scrap Sales	\$0	\$541	\$0	\$0	\$0
AC_365001 Scrap Metal Sales	\$8,891	\$6,833	\$28,200	\$7,000	\$8,000
AC_369900 Other Miscellaneous Revenues	\$0	\$747	\$0	\$0	\$0
AC_369920 Refunds and Reimbursements	\$74,129	\$96,347	\$65,900	\$75,000	\$75,000
AC_369934 Miscellaneous Revenues	\$57,854	\$2,449	\$31,100	\$3,000	\$3,000
Sub Total	\$523,463	\$642,928	\$830,300	\$566,000	\$554,000

Revenue And Expense Report All Other Funds

FD 41000 - Wastewater - Operations

	FY16 Actual	FY17 Actual	FY18 Adopted	FY18 Projected	FY19 Recommended
<u>Transfer from Fund Balances</u>					
AC_369936 Unassigned Use of Fund Balance	\$0	\$0	\$0	\$0	\$5,775,822
Sub Total	\$0	\$0	\$0	\$0	\$5,775,822
<u>Other Revenues</u>					
AC_389401 AIC-Proprietary Funds	\$304,676	\$327,940	\$72,000	\$350,000	\$325,000
Sub Total	\$304,676	\$327,940	\$72,000	\$350,000	\$325,000
<u>Transfer From</u>					
AC_381412 Transfer from Wastewater Connection Fees	\$2,200,000	\$1,532,123	\$1,532,123	\$1,532,123	\$11,500,000
AC_381501 Transfer from Fleet Maintenance Operations Fund	\$225,400	\$0	\$0	\$0	\$0
Sub Total	\$2,425,400	\$1,532,123	\$1,532,123	\$1,532,123	\$11,500,000
Total Revenue	\$109,209,351	\$106,890,584	\$110,761,823	\$112,868,523	\$128,570,122

Expense

Personal Services

AC_512000 Regular Salaries and Wages	\$14,717,430	\$15,047,229	\$19,532,814	\$15,500,000	\$19,953,666
AC_512001 Sworn/Uniform Salaries	\$539	\$0	\$0	\$0	\$0
AC_512002 Terminal Leave	\$42,449	\$142,643	\$193,500	\$200,000	\$193,500
AC_512003 Longevity Awards	\$244,856	\$210,125	\$227,250	\$225,000	\$227,250
AC_512004 Out of Grade Pay	\$757	\$6,162	\$0	\$13,000	\$0
AC_512005 Holiday Pay	\$720,514	\$746,382	\$0	\$765,000	\$0
AC_512006 Floating Holiday	\$60,416	\$62,527	\$0	\$65,000	\$0
AC_512031 Reserve for Vacancies	\$0	\$0	(592,573)	\$0	(592,573)
AC_514000 Overtime	\$1,063,713	\$1,207,215	\$930,000	\$1,140,000	\$930,000
AC_515000 Special Pay	\$32,608	\$37,330	\$0	\$40,000	\$37,214
AC_515003 Sick & Annual Leave Accrual	\$238,375	\$90,016	\$0	\$90,000	\$0
AC_516000 Compensated Annual Leave	\$1,032,176	\$1,026,429	\$0	\$1,030,000	\$0
AC_517000 Compensated Sick Leave	\$676,553	\$669,308	\$0	\$710,000	\$0
AC_521000 FICA Taxes	\$1,065,925	\$1,096,398	\$1,211,035	\$1,100,000	\$1,237,127
AC_521001 1.45% Medicare Match	\$249,344	\$256,545	\$283,227	\$275,000	\$289,328
AC_522000 Retirement Contributions	\$1,785,299	\$2,408,925	\$2,326,527	\$2,326,527	\$2,440,901
AC_523000 Life Insurance	\$42,406	\$43,621	\$40,478	\$40,000	\$41,576
AC_523001 Accidental D&D Insurance	\$10,096	\$10,389	\$9,638	\$9,500	\$9,899
AC_523002 Employee Health Insurance	\$3,180,599	\$3,265,876	\$3,593,207	\$3,593,207	\$3,458,766
AC_523003 Long-Term Disability Insurance	\$15,326	\$15,785	\$18,311	\$18,500	\$18,808

Revenue And Expense Report All Other Funds

FD 41000 - Wastewater - Operations

	FY16 Actual	FY17 Actual	FY18 Adopted	FY18 Projected	FY19 Recommended
AC_524000 Workers Compensation child	\$525,466	\$457,590	\$390,577	\$425,000	\$509,156
AC_525000 Unemployment Compensation	\$6,688	\$6,673	\$17,580	\$14,000	\$17,958
AC_526000 Other Postemployment Benefits (OPEB)	\$256,486	\$343,108	\$0	\$0	\$0
AC_526100 Pension Expense Allocation - GASB 68- GE	\$0	\$1,328,133	\$0	\$0	\$0
Sub Total	\$25,968,022	\$28,478,410	\$28,181,571	\$27,579,734	\$28,772,576

Contractual Services

AC_531000 Professional Services	\$19,023	\$4,095	\$0	\$10,000	\$0
AC_531001 Employee Training Cost-Professional Services	\$119,513	\$135,424	\$275,990	\$60,000	\$136,975
AC_531002 Other-Professional Services	\$55,208	\$71,527	\$217,280	\$80,000	\$220,980
AC_532000 Accounting and Auditing	\$38,000	\$49,000	\$50,000	\$50,000	\$50,000
AC_534000 Other Services	\$2,078,539	\$2,104,249	\$1,929,500	\$2,000,000	\$2,316,824
AC_534007 Other-Contractual Services	\$64,941	\$49,510	\$60,000	\$50,000	\$65,670
AC_534008 Temp Personnel-Contractual Services	\$239,007	\$158,497	\$205,000	\$160,000	\$199,000
AC_534009 Computers-Contractual Services	\$0	\$0	\$2,500	\$500	\$2,500
Sub Total	\$2,614,230	\$2,572,302	\$2,740,270	\$2,410,500	\$2,991,949

Other Services and Charges

AC_545001 Interdept-Premium Costs-Insurance	\$2,386,877	\$2,453,910	\$2,535,828	\$2,535,828	\$2,388,628
AC_540000 Travel and Per Diem	\$3,121	\$2,321	\$12,600	\$2,000	\$3,000
AC_540001 Motor Pool Rental	\$955,451	\$962,903	\$1,074,000	\$1,000,000	\$1,074,000
AC_541000 Comm Svcs - Fiber Optics and VoIP	\$193,609	\$185,316	\$179,025	\$185,000	\$169,100
AC_541001 Freight & Moving-Transportation	\$7,801	\$26,825	\$3,000	\$8,000	\$2,000
AC_541002 Postage-Inside-Transportation	\$0	\$706	\$1,500	\$1,200	\$2,500
AC_541003 Postage-Outside-Transportation	\$3,238	\$3,394	\$1,900	\$3,000	\$2,000
AC_541004 Postage-Indirect Costs-Transportation	\$10,325	\$10,325	\$10,325	\$10,000	\$8,769
AC_541010 Comm Svcs - Cellular Charges	\$73,965	\$88,863	\$107,840	\$90,000	\$112,840
AC_542000 Freight & Postage Services	\$59	\$0	\$0	\$1,000	\$0
AC_543000 Utility Services	\$4	\$0	\$0	\$0	\$0
AC_543001 City-Utility Services	\$459,782	\$571,382	\$418,000	\$400,000	\$418,000
AC_543002 Electric-Utility Services	\$5,181,411	\$5,437,032	\$6,068,036	\$5,600,000	\$6,068,036
AC_543003 McKay Bay-Utility Services	\$1,941	\$162	\$4,000	\$500	\$4,000
AC_543005 Other-Utility Services	\$105,775	\$111,712	\$132,000	\$120,000	\$132,000
AC_544000 Rentals and Leases	\$63,814	\$562,298	\$557,240	\$770,000	\$1,000,479
AC_546000 Repair and Maintenance Services	\$2,384,145	\$2,917,849	\$3,768,700	\$3,200,000	\$3,508,700
AC_546001 Copier Maintenance	\$14,050	\$10,600	\$14,600	\$20,000	\$14,800
AC_546002 Computers-Repair and Maintenance	\$115,250	\$115,413	\$124,600	\$120,000	\$151,350

Revenue And Expense Report All Other Funds

FD 41000 - Wastewater - Operations

	FY16 Actual	FY17 Actual	FY18 Adopted	FY18 Projected	FY19 Recommended
AC_547000 Printing and Binding	\$7,296	\$8,804	\$3,000	\$8,000	\$3,000
AC_547002 Copy Services	\$0	\$4,046	\$15,000	\$5,000	\$15,000
AC_548001 Advertising	\$1,387	\$3,698	\$12,000	\$4,000	\$8,000
AC_548002 Client Marketing	\$0	\$0	\$500	\$0	\$500
AC_549000 Other Current Charges and Obligations	\$1,021	\$0	\$0	\$0	\$0
AC_549002 Licenses, Fees & Fines	\$129,062	\$125,054	\$137,400	\$130,000	\$152,550
AC_549003 Taxes-Payment in Lieu of	\$5,432,127	\$5,473,487	\$5,619,108	\$6,084,704	\$6,229,165
AC_549004 Franchise Fees-Payment in Lieu of	\$5,613,583	\$5,530,885	\$5,742,435	\$5,742,435	\$5,851,790
AC_549005 Petty Cash Loss	\$73	\$33	\$0	\$0	\$0
AC_549015 Cost Allocation-General Fund Services	\$3,632,146	\$3,217,979	\$4,038,215	\$4,038,215	\$4,008,459
AC_549001 Bad Debt Expense	\$759,488	\$595,297	\$800,000	\$600,000	\$700,000
AC_549026 Oracle Bad Debt Expense	\$0	(21,983)	\$0	\$0	\$0
AC_549027 Cost Allocation Risk Administration	\$359,699	\$326,711	\$235,204	\$235,204	\$212,680
Sub Total	\$27,896,499	\$28,725,022	\$31,616,056	\$30,914,086	\$32,241,346

Supplies-Materials and Minor Equipment

AC_551000 Office Supplies	\$41,241	\$45,330	\$60,000	\$65,000	\$60,000
AC_552000 Operating Supplies	\$197,909	\$0	\$0	\$0	\$0
AC_552002 Chemicals - Outside Vendors	\$54,458	\$44,327	\$86,700	\$55,000	\$54,500
AC_552003 Uniforms	\$120,853	\$126,609	\$124,900	\$122,000	\$124,900
AC_552004 Other-Supplies & Materials	\$2,661,926	\$3,513,545	\$3,429,650	\$3,000,000	\$2,051,950
AC_552005 Tools & Minor Equip	\$59,486	\$18,796	\$38,725	\$20,000	\$28,750
AC_552007 Computers - Bulk Purchases Hardware/Software	\$200,695	\$182,603	\$217,353	\$150,000	\$160,230
AC_552009 Chemicals & Drugs-Inventory	\$5,401,492	\$5,917,713	\$6,863,883	\$7,700,000	\$8,022,857
AC_552010 Other-Inventory	\$1,423,585	\$2,203,640	\$1,561,250	\$2,100,000	\$1,530,496
AC_552011 Tools, Med & Minor Equip-Inventory	\$0	\$39,969	\$0	\$100,000	\$0
AC_552012 Inventory Issue Contra-Expense	\$1,890	\$31,519	\$0	\$80,000	\$0
AC_552013 Central Inventory Warehouse Purchases	\$647,932	\$338,752	\$0	\$0	\$0
AC_554000 Books, Publications, Subscriptions, and Memberships	\$0	\$613	\$0	\$2,000	\$0
AC_554001 Dues & Subscriptions	\$20,411	\$15,598	\$27,130	\$20,000	\$28,793
AC_555000 Training	\$500	\$553	\$0	\$0	\$0
AC_552014 Inventory Adjustment	(293,418)	(574,929)	\$0	\$0	\$0
AC_552999 Oracle NULL Warehouse Entries	(248)	\$0	\$0	\$0	\$0
Sub Total	\$10,538,713	\$11,904,637	\$12,409,591	\$13,414,000	\$12,062,476

Capital

AC_563004 Computers Bulk Purchases Hardware Software	\$0	\$0	\$24,925	\$24,925	\$14,975
--	-----	-----	----------	----------	----------

Revenue And Expense Report All Other Funds

FD 41000 - Wastewater - Operations

	FY16 Actual	FY17 Actual	FY18 Adopted	FY18 Projected	FY19 Recommended
AC_563005 Bulk Purchases	\$0	\$17,653	\$0	\$0	\$0
AC_564000 Machinery and Equipment	\$290,729	\$614,250	\$563,300	\$563,300	\$531,900
AC_564001 Transp Equip	\$1,954,010	\$1,909,958	\$2,195,000	\$2,195,000	\$2,291,000
AC_564002 Furniture & Fixtures	\$0	\$0	\$7,000	\$7,000	\$3,000
AC_564004 Computers - Hardware/Software	\$95,523	\$39,461	\$115,700	\$115,700	\$182,000
Sub Total	\$2,340,262	\$2,581,322	\$2,905,925	\$2,905,925	\$3,022,875

Debt Services Related

AC_573001 Fiscal Agent Fees	\$885	\$295	\$7,000	\$1,000	\$0
Sub Total	\$885	\$295	\$7,000	\$1,000	\$0

Aids and Grants

AC_581000 Aids to Government Agencies	\$0	\$0	\$88,640	\$0	\$0
Sub Total	\$0	\$0	\$88,640	\$0	\$0

Transfer To Other Funds

AC_591101 Transfer To Utilities Services Tax Fund	\$400,000	\$300,000	\$300,000	\$300,000	\$300,000
AC_591137 Transfer To Development in the Arts	\$0	\$0	\$0	\$0	\$9,000
AC_591409 Transfer to - Water - Debt Service	\$90,292	\$461,975	\$460,904	\$460,904	\$461,432
AC_591411 Transfer to Wastewater Construction/Capital	\$17,320,700	\$19,233,000	\$22,969,000	\$22,969,000	\$43,026,000
AC_591413 Transfer to - Wastewater - Debt Service	\$14,474,577	\$13,787,596	\$2,969,422	\$2,969,422	\$2,974,168
Sub Total	\$32,285,569	\$33,782,571	\$26,699,326	\$26,699,326	\$46,770,600

Interdepartmental Charges

AC_549010 Utility Billing-Interdept Charges	\$2,074,571	\$1,815,250	\$2,178,300	\$2,178,300	\$2,178,300
AC_549006 Interdept	\$15,100	\$24,781	\$42,000	\$25,000	\$42,000
AC_549012 Water Resource Coordr-Interdept Chrgs	\$99,714	\$0	\$0	\$0	\$0
AC_549013 Parking Dept-Interdept Charges	\$4,795	\$3,921	\$5,000	\$5,000	\$4,000
AC_549016 Water Dept-Interdept Charges	\$400,000	\$400,000	\$400,000	\$400,000	\$400,000
AC_549018 TSS - Interdept Charges	\$153,844	\$165,550	\$84,000	\$84,000	\$84,000
Sub Total	\$2,748,024	\$2,409,502	\$2,709,300	\$2,692,300	\$2,708,300

Budget Reserves

AC_559999 Supplies Budget Reserve	\$0	\$0	\$3,404,144	\$0	\$0
Sub Total	\$0	\$0	\$3,404,144	\$0	\$0

Total Expense	\$104,392,205	\$110,454,060	\$110,761,823	\$106,616,871	\$128,570,122
---------------	---------------	---------------	---------------	---------------	---------------

Revenue And Expense Report All Other Funds

FD 41100 - Wastewater - Capital/Construction

	FY16 Actual	FY17 Actual	FY18 Adopted	FY18 Projected	FY19 Recommended
Revenue					
<u>Miscellaneous Revenue</u>					
AC_361099 Amortization Premium Discount Investments	\$3,553	\$18,938	\$0	\$6,000	\$0
AC_361101 Int Earng-Pooled Cash	\$307,797	\$294,576	\$0	\$190,000	\$0
AC_361103 Int Earnings-1st Union	\$32,114	\$32,678	\$0	\$24,000	\$0
AC_361200 Dividends Interest and Other Earnings	\$1,248	\$82	\$0	\$0	\$0
AC_361302 Unrealized Gain Or Loss (Per Fund)	(\$111,934)	(\$262,436)	\$0	\$0	\$0
Sub Total	\$232,778	\$83,838	\$0	\$220,000	\$0
<u>Transfer from Fund Balances</u>					
AC_369936 Unassigned Use of Fund Balance	\$0	\$0	\$2,500,000	\$2,500,000	\$0
Sub Total	\$0	\$0	\$2,500,000	\$2,500,000	\$0
<u>Transfer From</u>					
AC_381410 Transfer from Wasterwater Operations	\$17,320,700	\$19,233,000	\$22,969,000	\$22,969,000	\$43,026,000
Sub Total	\$17,320,700	\$19,233,000	\$22,969,000	\$22,969,000	\$43,026,000
Total Revenue	\$17,553,478	\$19,316,838	\$25,469,000	\$25,689,000	\$43,026,000
Expense					
<u>Personal Services</u>					
AC_512000 Regular Salaries and Wages	\$0	\$0	\$0	\$0	\$0
Sub Total	\$0	\$0	\$0	\$0	\$0
<u>Contractual Services</u>					
AC_531002 Other-Professional Services	\$6,210	\$0	\$0	\$60	\$0
Sub Total	\$6,210	\$0	\$0	\$60	\$0
<u>Other Services and Charges</u>					
AC_543001 City-Utility Services	\$10	\$0	\$0	\$0	\$0
AC_549015 Cost Allocation-General Fund Services	\$0	\$2,244,968	\$1,635,339	\$1,635,339	\$1,726,378
AC_549095 Cost Allocation - General Fund Contra	\$1,397,436	\$0	\$0	\$0	\$0
Sub Total	\$1,397,446	\$2,244,968	\$1,635,339	\$1,635,339	\$1,726,378
<u>Supplies-Materials and Minor Equipment</u>					
AC_552007 Computers - Bulk Purchases Hardware/Software	\$0	\$364	\$0	\$0	\$0
Sub Total	\$0	\$364	\$0	\$0	\$0
<u>Capital</u>					

Revenue And Expense Report All Other Funds

FD 41100 - Wastewater - Capital/Construction

	FY16 Actual	FY17 Actual	FY18 Adopted	FY18 Projected	FY19 Recommended
AC_560005 Professional Services Capital	\$7,429,225	\$2,593,859	\$0	\$906,899	\$0
AC_562001 Improvements to Buildings	\$56,512	\$0	\$0	\$2,274	\$0
AC_563000 Infrastructure	\$27,183,563	\$18,784,819	\$21,984,754	\$25,471,726	\$0
AC_563001 Improv Other Than Bldgs	\$337,017	\$246,886	\$1,839,907	\$19,577,245	\$41,299,622
AC_564000 Machinery and Equipment	\$0	\$90,900	\$0	(90,899)	\$0
Sub Total	\$35,006,317	\$21,716,464	\$23,824,661	\$45,867,245	\$41,299,622
<u>Aids and Grants</u>					
AC_581000 Aids to Government Agencies	\$15,477	\$0	\$0	\$0	\$0
Sub Total	\$15,477	\$0	\$0	\$0	\$0
<u>Transfer To Other Funds</u>					
AC_591137 Transfer To Development in the Arts	\$9,000	\$9,000	\$9,000	\$9,000	\$0
Sub Total	\$9,000	\$9,000	\$9,000	\$9,000	\$0
Total Expense	\$36,434,450	\$23,970,796	\$25,469,000	\$47,511,644	\$43,026,000

Revenue And Expense Report All Other Funds

FD 41200 - Wastewater - Connection Fees

	FY16 Actual	FY17 Actual	FY18 Adopted	FY18 Projected	FY19 Recommended
Revenue					
<u>Service Charges</u>					
AC_343508 Bad Debt Collections-Sewer	\$2,462	\$430	\$400	\$2,000	\$2,000
AC_343512 Sewer Connection Fee-Interbay	\$501,191	\$1,002,666	\$750,000	\$1,000,000	\$1,005,000
AC_343513 Sewer Connection Fee-West River	\$1,004,671	\$596,708	\$500,000	\$1,050,000	\$1,055,300
AC_343514 Sewer Connection Fee-Southeast	\$581,725	\$735,703	\$700,000	\$370,000	\$371,900
AC_343515 Sewer Connection Fee-Main Outlet	\$278,653	\$241,427	\$175,000	\$25,000	\$25,100
AC_343516 Sewer Connection Fee-Downtown	\$3,508	\$299,559	\$200,000	\$780,000	\$783,900
AC_343517 Sewer Connection Fee-Central	\$1,141,555	\$1,668,988	\$1,000,000	\$615,000	\$618,100
AC_343518 Sewer Connection Fee-Subaccount	\$39,723	\$61,016	\$40,000	\$70,000	\$70,400
AC_343519 Sewer Connection Fee Causeway	\$1,871	\$5,769	\$4,000	\$18,000	\$18,100
Sub Total	\$3,555,358	\$4,612,266	\$3,369,400	\$3,930,000	\$3,949,800
<u>Miscellaneous Revenue</u>					
AC_361099 Amortization Premium Discount Investments	\$534	\$5,042	\$3,000	\$4,000	\$4,000
AC_361101 Int Earng-Pooled Cash	\$42,111	\$78,083	\$35,000	\$110,000	\$50,000
AC_361103 Int Earnings-1st Union	\$4,238	\$8,337	\$5,000	\$15,000	\$15,000
AC_361200 Dividends Interest and Other Earnings	\$242	\$17	\$100	\$0	\$0
Sub Total	\$47,126	\$91,479	\$43,100	\$129,000	\$69,000
<u>Transfer from Fund Balances</u>					
AC_369936 Unassigned Use of Fund Balance	\$0	\$0	\$0	\$0	\$10,000,000
Sub Total	\$0	\$0	\$0	\$0	\$10,000,000
Total Revenue	\$3,602,484	\$4,703,745	\$3,412,500	\$4,059,000	\$14,018,800
Expense					
<u>Other Services and Charges</u>					
AC_549001 Bad Debt Expense	\$663	\$0	\$0	\$0	\$0
Sub Total	\$663	\$0	\$0	\$0	\$0
<u>Transfer To Other Funds</u>					
AC_591410 Transfer to - Wastewater - Operations	\$2,200,000	\$1,532,123	\$1,532,123	\$1,532,123	\$11,500,000
Sub Total	\$2,200,000	\$1,532,123	\$1,532,123	\$1,532,123	\$11,500,000
<u>Budget Reserves</u>					
AC_559999 Supplies Budget Reserve	\$0	\$0	\$1,880,377	\$0	\$2,518,800
Sub Total	\$0	\$0	\$1,880,377	\$0	\$2,518,800

Revenue And Expense Report All Other Funds

FD 41200 - Wastewater - Connection Fees

	FY16 Actual	FY17 Actual	FY18 Adopted	FY18 Projected	FY19 Recommended
Total Expense	\$2,200,663	\$1,532,123	\$3,412,500	\$1,532,123	\$14,018,800

Revenue And Expense Report All Other Funds

FD 41300 - Wastewater - Debt Service

	FY16 Actual	FY17 Actual	FY18 Adopted	FY18 Projected	FY19 Recommended
Revenue					
<u>Miscellaneous Revenue</u>					
AC_361099 Amortization Premium Discount Investments	\$619	\$3,886	\$0	\$1,000	\$0
AC_361101 Int Earng-Pooled Cash	\$43,211	\$65,527	\$0	\$28,000	\$0
AC_361103 Int Earnings-1st Union	\$4,181	\$7,124	\$0	\$2,800	\$0
AC_361200 Dividends Interest and Other Earnings	\$369	\$3	\$0	\$0	\$0
Sub Total	\$48,381	\$76,539	\$0	\$31,800	\$0
<u>Transfer from Fund Balances</u>					
AC_369936 Unassigned Use of Fund Balance	\$0	\$0	\$9,841,488	\$9,841,488	\$0
Sub Total	\$0	\$0	\$9,841,488	\$9,841,488	\$0
<u>Transfer From</u>					
AC_381410 Transfer from Wasterwater Operations	\$14,474,577	\$13,787,596	\$2,969,422	\$2,969,422	\$2,974,168
Sub Total	\$14,474,577	\$13,787,596	\$2,969,422	\$2,969,422	\$2,974,168
Total Revenue	\$14,522,958	\$13,864,135	\$12,810,910	\$12,842,710	\$2,974,168
Expense					
<u>Debt Services Related</u>					
AC_571000 Principal	\$9,109,838	\$9,694,400	\$10,781,488	\$10,781,488	\$1,266,205
AC_571003 Principal-Revolving Loan	\$2,553,152	\$1,208,673	\$0	\$0	\$0
AC_572001 Interest-Bonds	\$2,776,492	\$2,273,216	\$1,703,217	\$1,703,217	\$1,639,907
AC_572004 Interest-Revolving Loan	\$70,238	\$11,937	\$0	\$0	\$0
Sub Total	\$14,509,720	\$13,188,226	\$12,484,705	\$12,484,705	\$2,906,112
<u>Budget Reserves</u>					
AC_579999 Debt Budget Reserve	\$0	\$0	\$326,205	\$0	\$68,056
Sub Total	\$0	\$0	\$326,205	\$0	\$68,056
Total Expense	\$14,509,720	\$13,188,226	\$12,810,910	\$12,484,705	\$2,974,168

**FINISH
STRONG**



Water Enterprise Funds

**FINISH
STRONG**



Revenue And Expense Report All Other Funds

FD 40400 - Water - Operations

	FY16 Actual	FY17 Actual	FY18 Adopted	FY18 Projected	FY19 Recommended
Revenue					
<u>Intergovernmental Revenues</u>					
AC_331214 FEMA Fed Hurricane Frances	\$0	\$6,331	\$0	\$0	\$0
Sub Total	\$0	\$6,331	\$0	\$0	\$0
<u>Service Charges</u>					
AC_341903 Public Records Requests Fees	\$335	\$360	\$0	\$0	\$0
AC_343301 Water Sales--Wcrwsa--N Blvd	\$1,439,975	\$636,454	\$1,600,000	\$0	\$0
AC_343302 Water Sales	\$94,391,372	\$100,866,584	\$98,475,000	\$102,000,000	\$103,020,000
AC_343303 Hydrant Rental-City	\$407,480	\$410,400	\$413,100	\$410,000	\$414,100
AC_343304 Sale of Water Fr Hydrants	\$82,110	\$89,067	\$90,000	\$89,000	\$89,000
AC_343305 Hydrants and Fire Line-Billing	\$586,895	\$571,752	\$560,000	\$600,000	\$600,000
AC_343306 Rental of Meters	\$85,673	\$86,825	\$75,000	\$80,000	\$80,000
AC_343307 Water Meter Test	\$360	\$70	\$200	\$150	\$200
AC_343308 TBW Pass Through	(\$8,030)	\$1,595,505	\$900,000	\$900,000	\$900,000
AC_343310 Bad Debt Collections-Water	\$213,234	\$260,497	\$185,000	\$220,500	\$220,500
AC_343311 Mdse Jobbing & Contracting	\$34,040	\$26,860	\$36,000	\$28,000	\$28,000
AC_343312 Connection Fees-Meters	\$2,551,621	\$1,965,165	\$1,500,000	\$2,400,000	\$2,400,000
AC_343313 Installation Charges-Meters	\$808,723	\$866,355	\$650,000	\$1,000,000	\$1,000,000
AC_343315 Connection Fees-Fire Lines	\$614,961	\$560,390	\$345,000	\$560,000	\$560,000
AC_343316 Installation Charges-Fire Lines	\$1,245	\$9,552	\$10,000	\$24,000	\$24,000
AC_343318 Water Application Fees	\$87,640	\$91,658	\$70,000	\$93,000	\$93,000
AC_343319 Inspection Fees-Fire Lines	\$107,900	\$100,600	\$65,000	\$120,000	\$120,000
AC_343320 Inspection Fees-Main Extension	\$2,518	\$0	\$10,000	\$1,200	\$1,200
AC_343321 Application Fee-Der Permit	\$9,490	\$15,210	\$7,000	\$7,000	\$7,000
AC_343322 Charges From Wastewater For Meter Srvc	\$400,000	\$400,000	\$400,000	\$400,000	\$400,000
AC_343324 Reclaimed Water Usage	\$1,675,980	\$1,854,493	\$1,717,000	\$1,800,000	\$1,818,000
AC_343325 Reclaimed Meter Install Fee	\$17,092	\$20,165	\$25,000	\$20,000	\$20,000
AC_343326 Reclaimed Water Connection Fee	(\$42)	(\$5)	\$1,000	\$0	\$0
AC_343327 Reclaimed Water Relocation Fee	\$0	\$0	\$500	\$0	\$0
AC_343328 Reclaimed Water Application Fees	\$450	\$660	\$500	\$500	\$500
AC_343329 Reclaimed Water Inspection Fee	(\$375)	\$0	\$500	\$0	\$0
AC_343332 TBW Facility Acquisition	\$0	\$0	\$0	\$219,900	\$219,900
AC_343333 TBW Finished Water - Exchanged Rev	\$0	\$0	\$0	\$50,000	\$50,000
AC_343334 TBW Finished Surplus Water	\$0	\$0	\$0	\$950,000	\$950,000
Sub Total	\$103,510,648	\$110,428,619	\$107,135,800	\$111,973,250	\$113,015,400

Revenue And Expense Report All Other Funds

FD 40400 - Water - Operations

	FY16 Actual	FY17 Actual	FY18 Adopted	FY18 Projected	FY19 Recommended
<u>Fines and Forfeits</u>					
AC_354002 Water Conservation Fines	\$27,746	\$33,445	\$50,000	\$45,000	\$45,000
Sub Total	\$27,746	\$33,445	\$50,000	\$45,000	\$45,000
<u>Miscellaneous Revenue</u>					
AC_361099 Amortization Premium Discount Investments	\$4,927	\$50,048	\$1,100	\$35,000	\$35,000
AC_361101 Int Earng-Pooled Cash	\$382,059	\$778,002	\$390,000	\$750,000	\$750,000
AC_361102 Int Earnings	\$42,877	\$339	\$7,000	\$2,100	\$2,100
AC_361103 Int Earnings-1st Union	\$38,272	\$88,140	\$40,000	\$100,000	\$100,000
AC_361200 Dividends Interest and Other Earnings	\$2,481	\$176	\$0	\$0	\$0
AC_361302 Unrealized Gain Or Loss (Per Fund)	(\$184,418)	(\$326,189)	\$0	\$0	\$0
AC_362005 Rent-Land/Building Facilities	\$11,242	\$1,550	\$16,700	\$1,700	\$1,700
AC_362010 Lease-Comm Tower Agrmnts	\$59,539	\$83,669	\$83,000	\$83,000	\$83,000
AC_362011 Lease-Comm Towers-Clear Wireless	\$107,603	\$135,996	\$118,900	\$135,000	\$135,000
AC_364400 Sale of City Property	\$117,408	\$218,477	\$65,000	\$125,500	\$125,500
AC_364402 Book Value of Disposed Assets	(\$2,676)	(\$126,851)	\$0	(\$1,643)	\$0
AC_364403 Book Value of Assets Sold	(\$10,263)	(\$77,123)	\$0	(\$3,683)	\$0
AC_365001 Scrap Metal Sales	\$104,942	\$36,451	\$70,000	\$30,000	\$30,000
AC_369920 Refunds and Reimbursements	\$72	(\$775)	\$500	\$1,375	\$1,400
AC_369934 Miscellaneous Revenues	\$12,476	(\$118)	\$4,000	(\$500)	(\$500)
Sub Total	\$686,540	\$861,792	\$796,200	\$1,257,849	\$1,263,200
<u>Transfer from Fund Balances</u>					
AC_369936 Unassigned Use of Fund Balance	\$0	\$0	\$7,894,985	\$0	\$48,306,134
Sub Total	\$0	\$0	\$7,894,985	\$0	\$48,306,134
<u>Other Revenues</u>					
AC_389401 AIC-Proprietary Funds	\$2,538,014	\$585,972	\$17,600	\$0	\$0
AC_389423 AIC-Meters	\$4,247	\$17,160	\$5,000	\$30,000	\$30,000
AC_389424 AIC-Fire Lines	\$12,255	\$0	\$2,300	\$30,000	\$30,000
AC_389701 AIC-Downtown South Tampa Contributions	\$17,543	\$1,785,681	\$1,180,000	\$1,600,000	\$1,600,000
AC_389703 AIC-North Tampa Contributions	\$508,657	\$1,047,604	\$675,000	\$600,000	\$600,000
Sub Total	\$3,080,716	\$3,436,417	\$1,879,900	\$2,260,000	\$2,260,000
<u>Transfer From</u>					
AC_381503 Transfer From UAD Operations	\$747	\$0	\$0	\$0	\$0
Sub Total	\$747	\$0	\$0	\$0	\$0

Revenue And Expense Report All Other Funds

FD 40400 - Water - Operations

	FY16	FY17	FY18	FY18	FY19
	Actual	Actual	Adopted	Projected	Recommended
Total Revenue	\$107,306,397	\$114,766,603	\$117,756,885	\$115,536,099	\$164,889,734

Expense

Personal Services

AC_512000 Regular Salaries and Wages	\$9,656,138	\$9,704,195	\$12,907,551	\$10,635,500	\$13,738,399
AC_512002 Terminal Leave	\$305,921	\$249,969	\$82,300	\$48,500	\$82,300
AC_512003 Longevity Awards	\$173,035	\$154,021	\$165,000	\$165,000	\$165,000
AC_512004 Out of Grade Pay	\$5,393	\$3,445	\$0	\$3,500	\$0
AC_512005 Holiday Pay	\$492,572	\$475,784	\$0	\$495,400	\$0
AC_512006 Floating Holiday	\$41,963	\$40,724	\$0	\$39,100	\$0
AC_512031 Reserve for Vacancies	\$0	\$0	(420,893)	\$0	(420,893)
AC_514000 Overtime	\$852,870	\$923,350	\$976,000	\$1,000,000	\$1,087,500
AC_515000 Special Pay	\$15,603	\$17,268	\$1,248	\$17,650	\$17,368
AC_515003 Sick & Annual Leave Accrual	\$108,718	\$152,715	\$0	\$0	\$0
AC_516000 Compensated Annual Leave	\$695,939	\$683,296	\$0	\$680,000	\$0
AC_517000 Compensated Sick Leave	\$573,128	\$440,378	\$0	\$460,000	\$0
AC_521000 FICA Taxes	\$711,605	\$710,702	\$800,346	\$785,650	\$851,782
AC_521001 1.45% Medicare Match	\$166,656	\$166,390	\$187,178	\$180,550	\$199,208
AC_522000 Retirement Contributions	\$1,151,874	\$1,566,658	\$1,519,943	\$1,519,943	\$1,581,383
AC_523000 Life Insurance	\$28,879	\$27,991	\$26,877	\$26,877	\$28,692
AC_523001 Accidental D&D Insurance	\$6,881	\$6,664	\$6,399	\$6,399	\$6,831
AC_523002 Employee Health Insurance	\$2,143,701	\$2,135,216	\$2,336,019	\$2,336,019	\$2,402,148
AC_523003 Long-Term Disability Insurance	\$10,551	\$9,955	\$12,160	\$9,900	\$12,978
AC_524000 Workers Compensation child	\$814,795	\$409,088	\$686,421	\$686,421	\$768,596
AC_525000 Unemployment Compensation	\$4,457	\$4,146	\$11,617	\$7,100	\$12,364
AC_526000 Other Postemployment Benefits (OPEB)	\$249,530	\$330,161	\$0	\$0	\$0
AC_526100 Pension Expense Allocation - GASB 68- GE	\$0	\$1,237,041	\$0	\$0	\$0
Sub Total	\$18,210,210	\$19,449,156	\$19,298,166	\$19,103,509	\$20,533,656

Contractual Services

AC_531000 Professional Services	\$0	\$5,646	\$500	\$2,500	\$500
AC_531001 Employee Training Cost-Professional Services	\$41,814	\$32,132	\$79,700	\$35,000	\$103,700
AC_531002 Other-Professional Services	\$1,870,795	\$1,795,238	\$3,106,843	\$2,550,000	\$3,087,000
AC_532000 Accounting and Auditing	\$38,000	\$49,000	\$50,000	\$50,000	\$50,000
AC_534000 Other Services	\$517,564	\$156,112	\$274,000	\$250,000	\$348,580
AC_534007 Other-Contractual Services	\$514,441	\$6,587,507	\$6,290,317	\$900,700	\$1,106,000

Revenue And Expense Report All Other Funds

FD 40400 - Water - Operations

	FY16	FY17	FY18	FY18	FY19
	Actual	Actual	Adopted	Projected	Recommended
AC_534008 Temp Personnel-Contractual Services	\$23,836	\$68,237	\$103,000	\$150,000	\$101,000
AC_534010 TBW Finished Water	\$0	\$0	\$0	\$4,750,918	\$4,780,000
AC_534011 TBW Finished Water - Exchanged Exp	\$0	\$0	\$0	\$50,000	\$50,000
AC_534012 TBW Raw Water	\$0	\$0	\$0	\$550,000	\$550,000
Sub Total	\$3,006,450	\$8,693,872	\$9,904,360	\$9,289,118	\$10,176,780
<u>Other Services and Charges</u>					
AC_545001 Interdept-Premium Costs-Insurance	\$1,127,593	\$1,134,846	\$1,074,517	\$6,074,517	\$1,050,552
AC_540000 Travel and Per Diem	\$4,947	\$2,468	\$42,000	\$10,000	\$42,300
AC_540001 Motor Pool Rental	\$646,383	\$601,408	\$775,470	\$600,000	\$775,470
AC_540002 Employees Auto Allowance	\$988	\$1,192	\$3,400	\$1,500	\$3,400
AC_541000 Comm Svcs - Fiber Optics and VoIP	\$241,758	\$234,526	\$266,859	\$240,000	\$255,359
AC_541001 Freight & Moving-Transportation	\$2,354	\$2,070	\$2,000	\$2,000	\$2,000
AC_541003 Postage-Outside-Transportation	\$9,828	\$13,850	\$72,600	\$15,000	\$82,600
AC_541004 Postage-Indirect Costs-Transportation	\$6,195	\$6,195	\$6,195	\$6,190	\$11,692
AC_541010 Comm Svcs - Cellular Charges	\$127,740	\$152,364	\$135,000	\$165,000	\$173,460
AC_543001 City-Utility Services	\$146,345	\$156,681	\$131,460	\$155,000	\$131,460
AC_543002 Electric-Utility Services	\$3,321,283	\$3,496,545	\$3,601,900	\$3,500,000	\$3,851,900
AC_543003 McKay Bay-Utility Services	\$250	\$0	\$0	\$0	\$0
AC_544000 Rentals and Leases	\$429,101	\$715,986	\$519,500	\$925,000	\$820,500
AC_546000 Repair and Maintenance Services	\$1,577,632	\$1,569,146	\$2,245,000	\$2,000,000	\$2,393,500
AC_546001 Copier Maintenance	\$17,612	\$11,723	\$17,000	\$20,000	\$16,000
AC_546002 Computers-Repair and Maintenance	\$78,045	\$65,178	\$206,490	\$83,000	\$243,890
AC_547000 Printing and Binding	\$0	\$0	\$1,000	\$800	\$1,000
AC_547002 Copy Services	\$3,155	\$830	\$8,000	\$2,000	\$8,000
AC_548000 Promotional Activities	\$13,042	\$27,882	\$39,600	\$28,000	\$39,600
AC_548001 Advertising	\$433	\$1,132	\$54,000	\$1,200	\$51,500
AC_549002 Licenses, Fees & Fines	\$53,386	\$59,808	\$69,700	\$60,000	\$60,700
AC_549003 Taxes-Payment in Lieu of	\$4,878,007	\$4,935,844	\$5,065,308	\$5,485,016	\$5,989,050
AC_549004 Franchise Fees-Payment in Lieu of	\$4,703,478	\$5,009,361	\$4,866,565	\$4,866,565	\$5,126,462
AC_549015 Cost Allocation-General Fund Services	\$3,714,529	\$3,882,245	\$3,928,688	\$3,928,688	\$3,918,532
AC_549001 Bad Debt Expense	\$1,008,258	\$842,255	\$889,949	\$845,000	\$889,949
AC_549026 Oracle Bad Debt Expense	\$0	(117,627)	\$0	\$0	\$0
AC_549027 Cost Allocation Risk Administration	\$242,473	\$256,198	\$169,142	\$169,142	\$143,562
Sub Total	\$22,354,815	\$23,062,105	\$24,191,343	\$29,183,618	\$26,082,438

Supplies-Materials and Minor Equipment

Revenue And Expense Report All Other Funds

FD 40400 - Water - Operations

	FY16 Actual	FY17 Actual	FY18 Adopted	FY18 Projected	FY19 Recommended
AC_551000 Office Supplies	\$54,154	\$61,496	\$50,500	\$48,000	\$51,500
AC_552001 Fuels & Lubricants	\$39,953	\$126,537	\$186,225	\$175,000	\$186,225
AC_552002 Chemicals - Outside Vendors	\$6,265,905	\$7,167,258	\$8,754,969	\$8,300,000	\$8,504,969
AC_552003 Uniforms	\$93,032	\$87,331	\$94,870	\$108,000	\$97,850
AC_552004 Other-Supplies & Materials	\$1,087,786	\$921,233	\$1,099,000	\$1,099,000	\$1,149,000
AC_552005 Tools & Minor Equip	\$212,477	\$170,414	\$188,000	\$150,000	\$198,000
AC_552007 Computers - Bulk Purchases Hardware/Software	\$118,758	\$52,362	\$190,000	\$115,000	\$231,017
AC_552009 Chemicals & Drugs-Inventory	\$15,905	\$18,487	\$31,000	\$20,000	\$34,000
AC_552010 Other-Inventory	\$1,622,157	\$1,207,558	\$1,493,000	\$1,440,000	\$1,443,000
AC_552011 Tools, Med & Minor Equip-Inventory	\$1,179	\$0	\$5,311	\$1,000	\$5,311
AC_552012 Inventory Issue Contra-Expense	\$1,307	\$0	\$0	\$0	\$0
AC_552013 Central Inventory Warehouse Purchases	(10,392)	(379,710)	\$0	\$0	\$0
AC_554000 Books, Publications, Subscriptions, and Memberships	\$1,178	\$9,130	\$1,500	\$10,000	\$2,500
AC_554001 Dues & Subscriptions	\$39,674	\$35,103	\$43,500	\$45,000	\$44,043
AC_555000 Training	\$0	\$1,985	\$500	\$2,500	\$500
AC_552014 Inventory Adjustment	(43,964)	\$378,238	\$0	\$0	\$0
Sub Total	\$9,499,109	\$9,857,422	\$12,138,375	\$11,513,500	\$11,947,915

Capital

AC_563001 Improv Other Than Bldgs	\$0	\$0	\$0	\$2	\$0
AC_563004 Computers Bulk Purchases Hardware Software	\$300	\$537	\$0	\$110	\$0
AC_564000 Machinery and Equipment	\$569,965	\$792,489	\$436,230	\$582,230	\$654,115
AC_564001 Transp Equip	\$1,133,916	\$952,849	\$899,000	\$899,000	\$543,000
AC_564002 Furniture & Fixtures	\$3,763	\$1,725	\$0	\$0	\$0
AC_564004 Computers - Hardware/Software	\$55,503	\$33,459	\$235,924	\$89,814	\$223,156
Sub Total	\$1,763,447	\$1,781,059	\$1,571,154	\$1,571,156	\$1,420,271

Debt Services Related

AC_572002 Interest-Other Than Bonds	\$72,894	\$0	\$0	\$0	\$0
Sub Total	\$72,894	\$0	\$0	\$0	\$0

Other Uses and Sources

AC_549099 Prior Year Adjustments Accounting Use Only	\$0	\$18,944	\$0	\$0	\$0
Sub Total	\$0	\$18,944	\$0	\$0	\$0

Transfer To Other Funds

AC_591101 Transfer To Utilities Services Tax Fund	\$360,000	\$270,000	\$270,000	\$270,000	\$270,000
AC_591407 Transfer to Water Renewal & Replacement	\$18,091,050	\$36,039,163	\$29,260,500	\$29,260,500	\$75,350,876

Revenue And Expense Report All Other Funds

FD 40400 - Water - Operations

	FY16	FY17	FY18	FY18	FY19
	Actual	Actual	Adopted	Projected	Recommended
AC_591409 Transfer to - Water - Debt Service	\$14,375,359	\$14,838,229	\$17,117,375	\$16,918,023	\$16,090,888
Sub Total	\$32,826,409	\$51,147,392	\$46,647,875	\$46,448,523	\$91,711,764
<u>Interdepartmental Charges</u>					
AC_549010 Utility Billing-Interdept Charges	\$2,828,960	\$2,411,667	\$2,894,000	\$2,894,000	\$2,894,000
AC_549006 Interdept	\$34,438	\$21,563	\$18,900	\$38,000	\$18,900
AC_549012 Water Resource Coordr-Interdept Chrgs	\$95,310	\$0	\$0	\$0	\$0
AC_549013 Parking Dept-Interdept Charges	\$9,880	\$10,384	\$4,500	\$8,000	\$4,500
AC_549018 TSS - Interdept Charges	\$77,813	\$75,199	\$87,000	\$64,000	\$87,000
Sub Total	\$3,046,401	\$2,518,813	\$3,004,400	\$3,004,000	\$3,004,400
<u>Budget Reserves</u>					
AC_529999 Personnel Services and Benefits Budget Reserve	\$0	\$0	\$968,021	\$0	\$12,510
AC_539999 Operating Expense Budget Reserve	\$0	\$0	\$24,216	\$0	\$0
AC_569999 Capital Outlay Budget Reserve	\$0	\$0	\$8,975	\$0	\$0
Sub Total	\$0	\$0	\$1,001,212	\$0	\$12,510
Total Expense	\$90,779,735	\$116,528,763	\$117,756,885	\$120,113,424	\$164,889,734

Revenue And Expense Report All Other Funds

FD 40500 - Water - Capital/Construction

	FY16 Actual	FY17 Actual	FY18 Adopted	FY18 Projected	FY19 Recommended
Revenue					
<u>Miscellaneous Revenue</u>					
AC_361099 Amortization Premium Discount Investments	\$894	\$3,046	\$0	\$250	\$0
AC_361101 Int Earng-Pooled Cash	\$77,971	\$48,000	\$0	\$8,091	\$0
AC_361103 Int Earnings-1st Union	\$8,128	\$5,630	\$0	\$1,000	\$0
AC_361200 Dividends Interest and Other Earnings	\$320	\$13	\$0	\$0	\$0
Sub Total	\$87,312	\$56,689	\$0	\$9,341	\$0
<u>Transfer from Fund Balances</u>					
AC_369936 Unassigned Use of Fund Balance	\$0	\$0	\$0	\$0	\$2,655,000
Sub Total	\$0	\$0	\$0	\$0	\$2,655,000
Total Revenue	\$87,312	\$56,689	\$0	\$9,341	\$2,655,000
Expense					
<u>Personal Services</u>					
AC_512000 Regular Salaries and Wages	\$193,162	\$0	\$0	\$0	\$0
Sub Total	\$193,162	\$0	\$0	\$0	\$0
<u>Other Services and Charges</u>					
AC_549015 Cost Allocation-General Fund Services	\$0	\$483,406	\$0	\$0	\$0
Sub Total	\$0	\$483,406	\$0	\$0	\$0
<u>Capital</u>					
AC_563000 Infrastructure	\$4,047,530	\$1,898,689	\$0	\$1,617,253	\$0
AC_563001 Improv Other Than Bldgs	\$1,604,292	\$0	\$0	\$1	\$0
Sub Total	\$5,651,822	\$1,898,689	\$0	\$1,617,254	\$0
<u>Transfer To Other Funds</u>					
AC_591407 Transfer to Water Renewal & Replacement	\$0	\$0	\$0	\$0	\$2,655,000
Sub Total	\$0	\$0	\$0	\$0	\$2,655,000
Total Expense	\$5,844,984	\$2,382,095	\$0	\$1,617,254	\$2,655,000

Revenue And Expense Report All Other Funds

FD 40510 - Water - Capital/2016 State Revolving Fund

	FY16 Actual	FY17 Actual	FY18 Adopted	FY18 Projected	FY19 Recommended
<u>Revenue</u>					
<u>Miscellaneous Revenue</u>					
AC_361099 Amortization Premium Discount Investments	(\$29)	(\$7,929)	\$0	\$22,019	\$0
AC_361101 Int Earng-Pooled Cash	(\$771)	(\$15,294)	\$0	\$0	\$0
AC_361103 Int Earnings-1st Union	(\$65)	(\$2,139)	\$0	\$2,646	\$0
AC_361200 Dividends Interest and Other Earnings	(\$18)	(\$3)	\$0	\$0	\$0
Sub Total	(883)	(25,365)	\$0	\$24,665	\$0
Total Revenue	(883)	(25,365)	\$0	\$24,665	\$0
<u>Expense</u>					
<u>Other Services and Charges</u>					
AC_549095 Cost Allocation - General Fund Contra	\$1,227,586	(551,174)	\$0	\$0	\$0
Sub Total	\$1,227,586	(551,174)	\$0	\$0	\$0
<u>Capital</u>					
AC_563001 Improv Other Than Bldgs	\$0	\$7,452,842	\$0	\$1,995,327	\$0
Sub Total	\$0	\$7,452,842	\$0	\$1,995,327	\$0
Total Expense	\$1,227,586	\$6,901,668	\$0	\$1,995,327	\$0

Revenue And Expense Report All Other Funds

FD 40550 - Water Revenue Bond Series 2016 - UMS

	FY16 Actual	FY17 Actual	FY18 Adopted	FY18 Projected	FY19 Recommended
Revenue					
<u>Miscellaneous Revenue</u>					
AC_361099 Amortization Premium Discount Investments	\$278	\$4,608	\$0	\$501	\$0
AC_361101 Int Earng-Pooled Cash	\$11,277	\$67,278	\$0	\$16,199	\$0
AC_361103 Int Earnings-1st Union	\$859	\$7,574	\$16,100	\$1,983	\$53,949
AC_361200 Dividends Interest and Other Earnings	\$270	\$21	\$0	\$0	\$0
Sub Total	\$12,684	\$79,481	\$16,100	\$18,683	\$53,949
<u>Transfer from Fund Balances</u>					
AC_369936 Unassigned Use of Fund Balance	\$0	\$0	\$607,537	\$0	\$0
Sub Total	\$0	\$0	\$607,537	\$0	\$0
<u>Other Revenues</u>					
AC_384002 Loan Proceeds	\$11,760,000	\$0	\$0	\$0	\$0
Sub Total	\$11,760,000	\$0	\$0	\$0	\$0
Total Revenue	\$11,772,684	\$79,481	\$623,637	\$18,683	\$53,949

Expense

Personal Services

AC_512000 Regular Salaries and Wages	\$133,428	\$337,755	\$450,882	\$2,721,717	\$0
AC_512003 Longevity Awards	\$2,521	\$5,042	\$2,750	\$0	\$0
AC_512005 Holiday Pay	\$4,238	\$14,377	\$0	\$0	\$0
AC_512006 Floating Holiday	\$538	\$890	\$0	\$0	\$0
AC_514000 Overtime	\$0	\$2,175	\$0	\$0	\$0
AC_515000 Special Pay	\$0	\$1	\$0	\$0	\$0
AC_516000 Compensated Annual Leave	\$11,852	\$22,379	\$0	\$0	\$0
AC_517000 Compensated Sick Leave	\$6,479	\$7,247	\$0	\$0	\$0
AC_521000 FICA Taxes	\$8,935	\$22,670	\$27,955	\$0	\$0
AC_521001 1.45% Medicare Match	\$2,090	\$5,302	\$6,538	\$0	\$0
AC_522000 Retirement Contributions	\$16,244	\$52,727	\$57,037	\$0	\$0
AC_523000 Life Insurance	\$389	\$962	\$947	\$0	\$0
AC_523001 Accidental D&D Insurance	\$93	\$229	\$225	\$0	\$0
AC_523002 Employee Health Insurance	\$28,979	\$50,918	\$60,369	\$0	\$0
AC_523003 Long-Term Disability Insurance	\$181	\$423	\$428	\$0	\$0
AC_525000 Unemployment Compensation	\$16	\$81	\$406	\$0	\$0
Sub Total	\$215,982	\$523,178	\$607,537	\$2,721,717	\$0

Revenue And Expense Report All Other Funds

FD 40550 - Water Revenue Bond Series 2016 - UMS

	FY16 Actual	FY17 Actual	FY18 Adopted	FY18 Projected	FY19 Recommended
<u>Contractual Services</u>					
AC_531002 Other-Professional Services	\$0	\$912	\$0	\$0	\$0
Sub Total	\$0	\$912	\$0	\$0	\$0
<u>Other Services and Charges</u>					
AC_549015 Cost Allocation-General Fund Services	\$0	\$0	\$16,100	\$0	\$53,949
Sub Total	\$0	\$0	\$16,100	\$0	\$53,949
<u>Supplies-Materials and Minor Equipment</u>					
AC_552007 Computers - Bulk Purchases Hardware/Software	\$0	\$273	\$0	\$0	\$0
Sub Total	\$0	\$273	\$0	\$0	\$0
<u>Capital</u>					
AC_560005 Professional Services Capital	\$948,109	\$2,917,130	\$0	\$2,494,761	\$0
AC_563001 Improv Other Than Bldgs	\$3,761	\$1,402	\$0	\$44,837	\$0
AC_564000 Machinery and Equipment	\$801	\$0	\$0	\$149,199	\$0
AC_564004 Computers - Hardware/Software	\$1,312,094	\$0	\$0	\$1,087,906	\$0
Sub Total	\$2,264,766	\$2,918,532	\$0	\$3,776,703	\$0
Total Expense	\$2,480,748	\$3,442,896	\$623,637	\$6,498,420	\$53,949

Revenue And Expense Report All Other Funds

FD 40600 - Water - Grants

	FY16 Actual	FY17 Actual	FY18 Adopted	FY18 Projected	FY19 Recommended
Revenue					
<u>Intergovernmental Revenues</u>					
AC_337302 Southwest Fla Water Mang Dist(SWFWMD)	\$3,208,337	\$946,311	\$0	\$0	\$0
Sub Total	\$3,208,337	\$946,311	\$0	\$0	\$0
<u>Miscellaneous Revenue</u>					
AC_361099 Amortization Premium Discount Investments	\$289	\$1,607	\$0	\$266	\$0
AC_361101 Int Earng-Pooled Cash	\$26,230	\$25,252	\$0	\$8,622	\$0
AC_361103 Int Earnings-1st Union	\$2,762	\$2,657	\$0	\$1,068	\$0
AC_361200 Dividends Interest and Other Earnings	\$80	\$6	\$0	\$0	\$0
AC_399999 Project Billing Suspense	\$0	\$0	\$0	\$0	\$0
Sub Total	\$29,362	\$29,523	\$0	\$9,956	\$0
Total Revenue	\$3,237,699	\$975,833	\$0	\$9,956	\$0
Expense					
<u>Capital</u>					
AC_560005 Professional Services Capital	\$594,737	\$612,451	\$0	\$378,933	\$0
AC_563000 Infrastructure	\$5,753,131	\$149,827	\$0	\$1,611,593	\$0
AC_563001 Improv Other Than Bldgs	\$32,349	\$0	\$0	\$711,611	\$0
Sub Total	\$6,380,217	\$762,278	\$0	\$2,702,137	\$0
Total Expense	\$6,380,217	\$762,278	\$0	\$2,702,137	\$0

Revenue And Expense Report All Other Funds

FD 40700 - Water - Renewal & Replacement

	FY16 Actual	FY17 Actual	FY18 Adopted	FY18 Projected	FY19 Recommended
Revenue					
<u>Miscellaneous Revenue</u>					
AC_361099 Amortization Premium Discount Investments	\$4,677	\$30,682	\$0	\$5,828	\$0
AC_361101 Int Earng-Pooled Cash	\$383,243	\$466,796	\$0	\$188,724	\$0
AC_361103 Int Earnings-1st Union	\$39,495	\$48,181	\$0	\$23,411	\$0
AC_361200 Dividends Interest and Other Earnings	\$1,829	\$123	\$0	\$0	\$0
AC_361302 Unrealized Gain Or Loss (Per Fund)	(\$56,172)	(\$274,785)	\$0	\$0	\$0
AC_369920 Refunds and Reimbursements	\$0	\$25,537	\$0	\$0	\$0
Sub Total	\$373,072	\$296,534	\$0	\$217,963	\$0
<u>Transfer From</u>					
AC_381404 Transfer From Water Operations	\$18,091,050	\$36,039,163	\$29,260,500	\$29,260,500	\$75,350,876
AC_381405 Transfer from Water Capital Construction	\$0	\$0	\$0	\$0	\$2,655,000
Sub Total	\$18,091,050	\$36,039,163	\$29,260,500	\$29,260,500	\$78,005,876
Total Revenue	\$18,464,122	\$36,335,697	\$29,260,500	\$29,478,463	\$78,005,876

Expense

Personal Services

AC_512000 Regular Salaries and Wages	\$71,718	\$443,895	\$923,761	\$1,419,522	\$493,502
AC_512002 Terminal Leave	\$0	\$48,021	\$0	\$0	\$0
AC_512003 Longevity Awards	\$7,563	\$7,729	\$9,250	\$0	\$9,250
AC_512005 Holiday Pay	\$9,070	\$9,712	\$0	\$0	\$0
AC_512006 Floating Holiday	\$700	\$947	\$0	\$0	\$0
AC_514000 Overtime	\$41,814	\$44,899	\$0	\$0	\$0
AC_515000 Special Pay	\$24	\$0	\$0	\$0	\$30
AC_516000 Compensated Annual Leave	\$18,969	\$20,679	\$0	\$0	\$0
AC_517000 Compensated Sick Leave	\$35,022	\$9,908	\$0	\$0	\$0
AC_521000 FICA Taxes	\$22,207	\$24,676	\$31,959	\$0	\$30,597
AC_521001 1.45% Medicare Match	\$5,194	\$5,771	\$7,474	\$0	\$7,156
AC_522000 Retirement Contributions	\$38,422	\$48,404	\$65,206	\$0	\$67,610
AC_523000 Life Insurance	\$834	\$782	\$1,082	\$0	\$1,036
AC_523001 Accidental D&D Insurance	\$199	\$187	\$258	\$0	\$247
AC_523002 Employee Health Insurance	\$49,923	\$44,056	\$82,610	\$0	\$85,872
AC_523003 Long-Term Disability Insurance	\$379	\$353	\$490	\$0	\$469
AC_525000 Unemployment Compensation	\$50	\$84	\$464	\$0	\$444

Revenue And Expense Report All Other Funds

FD 40700 - Water - Renewal & Replacement

	FY16 Actual	FY17 Actual	FY18 Adopted	FY18 Projected	FY19 Recommended
Sub Total	\$302,085	\$710,104	\$1,122,554	\$1,419,522	\$696,213
<u>Other Services and Charges</u>					
AC_549015 Cost Allocation-General Fund Services	\$0	\$1,868,410	\$3,076,042	\$3,076,042	\$1,967,499
AC_549095 Cost Allocation - General Fund Contra	\$818,101	\$551,174	\$0	\$0	\$0
Sub Total	\$818,101	\$2,419,584	\$3,076,042	\$3,076,042	\$1,967,499
<u>Supplies-Materials and Minor Equipment</u>					
AC_552007 Computers - Bulk Purchases Hardware/Software	\$0	\$119,892	\$0	\$0	\$0
AC_552010 Other-Inventory	\$1,625	\$0	\$0	\$0	\$0
Sub Total	\$1,625	\$119,892	\$0	\$0	\$0
<u>Capital</u>					
AC_560005 Professional Services Capital	\$8,210,010	\$6,021,577	\$1,847,809	\$9,020,182	\$7,074,318
AC_561000 Land	\$0	\$976,483	\$0	\$0	\$0
AC_562001 Improvements to Buildings	\$0	\$225,014	\$0	\$214,703	\$691,398
AC_563000 Infrastructure	\$11,037,494	\$5,037,723	\$0	\$6,801,650	\$0
AC_563001 Improv Other Than Bldgs	\$914,028	\$6,904,297	\$23,204,095	\$63,001,269	\$62,619,308
AC_564000 Machinery and Equipment	\$0	\$0	\$0	\$74,030	\$2,000,000
AC_564004 Computers - Hardware/Software	\$19,616	\$108,950	\$0	\$0	\$292,140
AC_565000 Construction in Progress	\$75	\$0	\$0	\$0	\$0
AC_567000 Works of Art / Collections	\$0	\$0	\$0	\$16,000	\$0
Sub Total	\$20,181,222	\$19,274,043	\$25,051,904	\$79,127,834	\$72,677,164
<u>Transfer To Other Funds</u>					
AC_591137 Transfer To Development in the Arts	\$26,000	\$10,000	\$10,000	\$10,000	\$10,000
AC_591314 Transfer to - Utilities Services Tax Capital Project Fund	\$0	\$976,483	\$0	\$0	\$0
Sub Total	\$26,000	\$986,483	\$10,000	\$10,000	\$10,000
<u>Budget Reserves</u>					
AC_599999 Other Uses Budget Reserve	\$0	\$0	\$0	\$0	\$2,655,000
Sub Total	\$0	\$0	\$0	\$0	\$2,655,000
Total Expense	\$21,329,033	\$23,510,106	\$29,260,500	\$83,633,398	\$78,005,876

Revenue And Expense Report All Other Funds

FD 40900 - Water - Debt Service

	FY16 Actual	FY17 Actual	FY18 Adopted	FY18 Projected	FY19 Recommended
Revenue					
<u>Miscellaneous Revenue</u>					
AC_361099 Amortization Premium Discount Investments	\$470	\$3,744	\$0	\$498	\$0
AC_361101 Int Earng-Pooled Cash	\$32,702	\$61,746	\$0	\$16,045	\$0
AC_361103 Int Earnings-1st Union	\$3,219	\$6,506	\$0	\$1,861	\$0
AC_361200 Dividends Interest and Other Earnings	\$281	\$2	\$0	\$0	\$0
Sub Total	\$36,672	\$71,998	\$0	\$18,404	\$0
<u>Transfer from Fund Balances</u>					
AC_369936 Unassigned Use of Fund Balance	\$0	\$0	\$2,678,512	\$0	\$0
Sub Total	\$0	\$0	\$2,678,512	\$0	\$0
<u>Transfer From</u>					
AC_381404 Transfer From Water Operations	\$14,375,359	\$14,838,229	\$17,117,375	\$17,117,375	\$16,090,888
AC_381410 Transfer from Wasterwater Operations	\$90,292	\$461,975	\$460,904	\$460,904	\$461,432
AC_381414 Transfer From Solid Waste Operations	\$71,156	\$364,063	\$363,219	\$363,219	\$363,636
Sub Total	\$14,536,807	\$15,664,267	\$17,941,498	\$17,941,498	\$16,915,956
Total Revenue	\$14,573,479	\$15,736,265	\$20,620,010	\$17,959,902	\$16,915,956
Expense					
<u>Debt Services Related</u>					
AC_571000 Principal	\$5,115,163	\$5,510,601	\$6,693,512	\$6,693,512	\$8,128,795
AC_571003 Principal-Revolving Loan	\$1,834,018	\$1,885,777	\$2,002,105	\$2,002,105	\$1,993,793
AC_572001 Interest-Bonds	\$6,700,749	\$6,628,874	\$6,369,179	\$6,369,179	\$6,050,167
AC_572004 Interest-Revolving Loan	\$522,994	\$519,314	\$558,280	\$558,280	\$426,257
AC_573000 Other Debt Service Costs	\$0	\$0	\$371,402	\$371,402	\$0
Sub Total	\$14,172,924	\$14,544,566	\$15,994,478	\$15,994,478	\$16,599,012
<u>Budget Reserves</u>					
AC_579999 Debt Budget Reserve	\$0	\$0	\$4,625,532	\$0	\$316,944
Sub Total	\$0	\$0	\$4,625,532	\$0	\$316,944
Total Expense	\$14,172,924	\$14,544,566	\$20,620,010	\$15,994,478	\$16,915,956

Revenue And Expense Report All Other Funds

FD 50300 - Consumer Services Fund

	FY16 Actual	FY17 Actual	FY18 Adopted	FY18 Projected	FY19 Recommended
Revenue					
<u>Service Charges</u>					
AC_341204 Billings-Utility Accounting Department	\$6,286,578	\$5,406,000	\$6,600,000	\$6,600,000	\$6,600,000
AC_343309 Other Water Services	\$1,216,268	\$1,131,004	\$1,200,000	\$1,100,000	\$1,100,000
AC_343314 Water Credit Collection Charges	\$21,000	\$9,050	\$40,000	\$25,000	\$25,000
AC_343904 Utility Late Fees	\$1,961,102	\$1,329,954	\$1,975,000	\$1,550,000	\$1,550,000
Sub Total	\$9,484,948	\$7,876,009	\$9,815,000	\$9,275,000	\$9,275,000
<u>Miscellaneous Revenue</u>					
AC_361099 Amortization Premium Discount Investments	\$649	\$5,003	\$0	\$2,800	\$1,500
AC_361101 Int Earng-Pooled Cash	\$50,820	\$77,340	\$0	\$69,000	\$52,000
AC_361103 Int Earnings-1st Union	\$5,129	\$8,287	\$0	\$9,000	\$7,000
AC_361200 Dividends Interest and Other Earnings	\$294	\$18	\$0	\$0	\$0
AC_364400 Sale of City Property	\$452	\$0	\$0	\$0	\$0
AC_364402 Book Value of Disposed Assets	\$0	(\$2,363)	\$0	(\$1,617)	\$0
AC_369933 Bad Debt Collections	\$40,974	\$45,554	\$40,000	\$45,000	\$45,000
AC_369934 Miscellaneous Revenues	(\$27,052)	(\$48,370)	\$0	(\$15,550)	\$0
Sub Total	\$71,266	\$85,469	\$40,000	\$108,633	\$105,500
<u>Transfer from Fund Balances</u>					
AC_369936 Unassigned Use of Fund Balance	\$0	\$0	\$564,157	\$0	\$1,432,865
Sub Total	\$0	\$0	\$564,157	\$0	\$1,432,865
Total Revenue	\$9,556,214	\$7,961,478	\$10,419,157	\$9,383,633	\$10,813,365
Expense					
<u>Personal Services</u>					
AC_512000 Regular Salaries and Wages	\$2,544,187	\$2,650,705	\$3,381,459	\$2,817,260	\$3,687,030
AC_512002 Terminal Leave	\$7,193	\$25,643	\$56,300	\$25,600	\$56,300
AC_512003 Longevity Awards	\$52,712	\$50,354	\$52,500	\$52,500	\$52,500
AC_512004 Out of Grade Pay	\$4,153	\$5,820	\$0	\$5,000	\$0
AC_512005 Holiday Pay	\$129,472	\$130,318	\$0	\$134,180	\$0
AC_512006 Floating Holiday	\$10,841	\$11,464	\$0	\$18,050	\$0
AC_512031 Reserve for Vacancies	\$0	\$0	(103,067)	\$0	(103,067)
AC_514000 Overtime	\$82,763	\$101,362	\$163,000	\$163,000	\$162,500
AC_515000 Special Pay	\$362	\$372	\$0	\$375	\$371
AC_515003 Sick & Annual Leave Accrual	(247,088)	(23,988)	\$0	\$0	\$0

Revenue And Expense Report All Other Funds

FD 50300 - Consumer Services Fund

	FY16	FY17	FY18	FY18	FY19
	Actual	Actual	Adopted	Projected	Recommended
AC_516000 Compensated Annual Leave	\$170,315	\$180,969	\$0	\$177,800	\$0
AC_517000 Compensated Sick Leave	\$144,188	\$108,327	\$0	\$134,800	\$0
AC_521000 FICA Taxes	\$181,442	\$182,927	\$209,650	\$189,150	\$228,596
AC_521001 1.45% Medicare Match	\$42,434	\$42,781	\$49,030	\$44,300	\$53,462
AC_522000 Retirement Contributions	\$301,683	\$405,019	\$410,502	\$410,502	\$434,365
AC_523000 Life Insurance	\$7,638	\$7,839	\$7,063	\$8,000	\$7,703
AC_523001 Accidental D&D Insurance	\$1,820	\$1,870	\$1,682	\$1,900	\$1,834
AC_523002 Employee Health Insurance	\$680,889	\$654,290	\$696,625	\$696,625	\$758,406
AC_523003 Long-Term Disability Insurance	\$2,704	\$2,822	\$3,196	\$2,700	\$3,485
AC_524000 Workers Compensation child	\$6,192	\$2,787	\$103,233	\$103,240	\$126,022
AC_525000 Unemployment Compensation	\$1,774	\$1,622	\$3,043	\$1,600	\$3,318
Sub Total	\$4,125,676	\$4,543,303	\$5,034,216	\$4,986,582	\$5,472,825
<u>Contractual Services</u>					
AC_531001 Employee Training Cost-Professional Services	\$4,490	\$4,490	\$11,000	\$4,500	\$10,000
AC_531002 Other-Professional Services	\$59,353	\$17,984	\$0	\$0	\$14,516
AC_534000 Other Services	\$1,924,926	\$2,342,730	\$2,162,200	\$1,800,000	\$2,168,701
AC_534007 Other-Contractual Services	\$49,110	\$64,154	\$0	\$35,000	\$0
AC_534008 Temp Personnel-Contractual Services	\$2,552	\$0	\$0	\$0	\$0
Sub Total	\$2,040,432	\$2,429,358	\$2,173,200	\$1,839,500	\$2,193,217
<u>Other Services and Charges</u>					
AC_545001 Interdept-Premium Costs-Insurance	\$9,520	\$4,933	\$6,986	\$6,986	\$7,083
AC_540000 Travel and Per Diem	\$407	\$190	\$0	\$0	\$0
AC_540001 Motor Pool Rental	\$65,000	\$42,980	\$179,000	\$45,000	\$179,000
AC_541000 Comm Svcs - Fiber Optics and VoIP	\$11,917	\$16,857	\$10,500	\$17,000	\$3,484
AC_541002 Postage-Inside-Transportation	\$2,727	\$3,801	\$9,000	\$4,000	\$7,000
AC_541003 Postage-Outside-Transportation	\$696,158	\$735,545	\$804,000	\$700,000	\$804,000
AC_541004 Postage-Indirect Costs-Transportation	\$6,195	\$6,195	\$6,195	\$6,195	\$8,769
AC_541010 Comm Svcs - Cellular Charges	\$4,331	\$3,221	\$24,000	\$5,000	\$35,340
AC_544003 Computers-Lease/Rental-Noncapital	\$0	\$0	\$0	\$1,600	\$0
AC_546000 Repair and Maintenance Services	\$275	\$0	\$0	\$0	\$0
AC_546001 Copier Maintenance	\$1,729	\$3,366	\$5,000	\$3,500	\$5,000
AC_549015 Cost Allocation-General Fund Services	\$1,455,622	\$1,376,726	\$1,721,975	\$1,721,975	\$1,613,263
AC_549001 Bad Debt Expense	\$236,848	\$181,364	\$244,500	\$160,000	\$240,000
AC_549027 Cost Allocation Risk Administration	\$41,837	\$45,520	\$33,585	\$33,585	\$29,084
Sub Total	\$2,532,566	\$2,420,699	\$3,044,741	\$2,704,841	\$2,932,023

Revenue And Expense Report All Other Funds

FD 50300 - Consumer Services Fund

	FY16 Actual	FY17 Actual	FY18 Adopted	FY18 Projected	FY19 Recommended
<u>Supplies-Materials and Minor Equipment</u>					
AC_551000 Office Supplies	\$9,333	\$6,375	\$17,000	\$10,000	\$17,000
AC_552001 Fuels & Lubricants	\$0	\$35,468	\$0	\$35,000	\$0
AC_552002 Chemicals - Outside Vendors	\$47	\$32	\$0	\$0	\$0
AC_552003 Uniforms	\$14,774	\$13,046	\$17,000	\$17,000	\$17,000
AC_552004 Other-Supplies & Materials	\$5,395	\$3,223	\$1,000	\$1,000	\$1,000
AC_552005 Tools & Minor Equip	\$27,390	\$20,458	\$8,000	\$8,000	\$8,000
AC_552007 Computers - Bulk Purchases Hardware/Software	\$1,108	\$0	\$4,000	\$4,000	\$2,000
Sub Total	\$58,047	\$78,601	\$47,000	\$75,000	\$45,000
<u>Capital</u>					
AC_564000 Machinery and Equipment	\$0	\$0	\$0	\$3,050	\$0
AC_564004 Computers - Hardware/Software	\$3,866	\$0	\$0	\$0	\$0
Sub Total	\$3,866	\$0	\$0	\$3,050	\$0
<u>Debt Services Related</u>					
AC_572000 Interest	\$28,330	\$40,623	\$30,000	\$30,000	\$45,000
Sub Total	\$28,330	\$40,623	\$30,000	\$30,000	\$45,000
<u>Transfer To Other Funds</u>					
AC_591101 Transfer To Utilities Services Tax Fund	\$120,000	\$90,000	\$90,000	\$90,000	\$90,000
AC_591404 Transfer to Water Operations	\$747	\$0	\$0	\$0	\$0
Sub Total	\$120,747	\$90,000	\$90,000	\$90,000	\$90,000
<u>Interdepartmental Charges</u>					
AC_549013 Parking Dept-Interdept Charges	\$1,146	\$2,064	\$0	\$2,500	\$0
Sub Total	\$1,146	\$2,064	\$0	\$2,500	\$0
<u>Budget Reserves</u>					
AC_529999 Personnel Services and Benefits Budget Reserve	\$0	\$0	\$0	\$0	\$35,300
Sub Total	\$0	\$0	\$0	\$0	\$35,300
Total Expense	\$8,910,809	\$9,604,648	\$10,419,157	\$9,731,473	\$10,813,365

Solid Waste Enterprise Funds

**FINISH
STRONG**



Revenue And Expense Report All Other Funds

FD 41400 - Solid Waste - Operations

	FY16 Actual	FY17 Actual	FY18 Adopted	FY18 Projected	FY19 Recommended
Revenue					
<u>Licenses and Permits</u>					
AC_323700 Franchise Fees-Solid Waste Contractors	\$650,832	\$700,496	\$667,200	\$697,955	\$701,400
AC_329002 Permit Fee-Construction Sites	\$92,911	\$22,735	\$79,200	\$23,431	\$23,500
AC_329003 Permit Fee-Haul Solid Waste/Noc City Sv	\$34,218	\$23,748	\$49,500	\$17,888	\$18,000
Sub Total	\$777,961	\$746,980	\$795,900	\$739,274	\$742,900
<u>Intergovernmental Revenues</u>					
AC_335495 Natural Gas Vehicle Rebate	\$0	\$175,184	\$175,200	\$0	\$0
Sub Total	\$0	\$175,184	\$175,200	\$0	\$0
<u>Service Charges</u>					
AC_343105 Seminole Energy Sales	\$8,404,632	\$8,668,385	\$8,944,500	\$8,765,610	\$8,809,400
AC_343308 TBW Pass Through	\$0	\$1	\$0	\$0	\$0
AC_343401 Apartment Collection	\$3,078,367	\$2,984,016	\$3,015,000	\$3,039,311	\$3,054,500
AC_343402 Trailer Collection	(\$13)	\$0	\$0	\$0	\$0
AC_343403 Residential-Collections Fees	\$31,137,238	\$31,609,912	\$31,858,500	\$32,308,582	\$32,470,100
AC_343404 Commercial-Container	\$34,645,076	\$34,229,925	\$35,514,700	\$35,878,211	\$36,057,600
AC_343405 Commercial-Recycling	\$485,898	\$451,466	\$498,100	\$506,962	\$509,500
AC_343406 Scalehouse Revenue - McKay Bay-Cash	\$1,777,288	\$1,836,110	\$1,839,800	\$1,934,830	\$1,944,500
AC_343407 Transfer Station-Private (Credit)	\$3,294,772	\$3,161,573	\$3,410,600	\$3,141,718	\$3,157,400
AC_343408 Special Residential Service	\$396,807	\$331,257	\$346,500	\$286,583	\$288,000
AC_343409 Special Commercial Bin Service	\$320,107	\$251,345	\$328,100	\$141,896	\$142,600
AC_343410 Commercial-Maintenance Fee	\$1,531,672	\$1,497,337	\$1,570,100	\$1,538,698	\$1,546,400
AC_343411 Commercial-Bulk	\$3,982,808	\$3,957,945	\$4,082,800	\$4,215,952	\$4,237,000
AC_343412 Commercial Contract	\$1,072,320	\$996,261	\$1,099,200	\$1,097,368	\$1,102,900
AC_343413 Transfer Station-City Depts	\$232,745	\$282,292	\$240,900	\$236,082	\$237,300
AC_343414 Application Fee-Hauling N/C	\$34,183	\$23,836	\$39,600	\$17,888	\$18,000
AC_343415 Application Fee-Construction Sites	\$92,906	\$22,812	\$90,500	\$23,431	\$23,500
AC_343416 Compactor-Pickup	\$1,344,663	\$1,418,101	\$1,378,400	\$1,546,385	\$1,554,100
AC_343417 Compactor-Maintenance	\$496,786	\$521,547	\$509,300	\$560,578	\$563,400
AC_343418 Compactor-Disposal	\$3,051,879	\$3,281,556	\$3,128,500	\$2,943,914	\$2,958,600
AC_343419 Rolloff-Pickup	\$649,579	\$644,225	\$665,900	\$749,542	\$753,300
AC_343420 Rolloff-Maintenance	\$189,876	\$187,616	\$194,600	\$190,708	\$191,700
AC_343421 Rolloff-Disposal	\$693,836	\$697,490	\$711,300	\$770,145	\$774,000
AC_343422 Bad Debt Collections-Solid Waste	\$177,891	\$201,435	\$148,500	\$186,444	\$187,400

Revenue And Expense Report All Other Funds

FD 41400 - Solid Waste - Operations

	FY16	FY17	FY18	FY18	FY19
	Actual	Actual	Adopted	Projected	Recommended
AC_347402 Special Events	\$4,802	\$9,939	\$12,900	\$12,642	\$12,700
Sub Total	\$97,096,120	\$97,266,383	\$99,628,300	\$100,093,480	\$100,593,900
<u>Miscellaneous Revenue</u>					
AC_361099 Amortization Premium Discount Investments	\$3,860	\$30,534	\$0	\$0	\$0
AC_361101 Int Earng-Pooled Cash	\$296,656	\$463,627	\$122,500	\$336,416	\$336,400
AC_361103 Int Earnings-1st Union	\$29,735	\$51,064	\$0	\$0	\$0
AC_361200 Dividends Interest and Other Earnings	\$1,838	\$120	\$0	\$0	\$0
AC_361302 Unrealized Gain Or Loss (Per Fund)	\$9,555	(\$253,304)	\$0	\$0	\$0
AC_364400 Sale of City Property	\$323,539	\$386,860	\$320,000	\$313,600	\$313,600
AC_364402 Book Value of Disposed Assets	\$0	(\$727)	\$0	\$0	\$0
AC_364403 Book Value of Assets Sold	(\$73,082)	(\$29,958)	\$0	\$0	\$0
AC_365000 Sale of Surplus Materials and Scrap Sales	\$0	\$3,559	\$0	\$0	\$0
AC_365001 Scrap Metal Sales	\$24,837	\$23,262	\$19,600	\$19,208	\$19,200
AC_365002 Materials and Supplies For Enterprise De	\$176	\$0	\$0	\$0	\$0
AC_365003 Residential-Recycling Materials	\$31,755	\$116,177	\$98,000	\$108,499	\$108,500
AC_369920 Refunds and Reimbursements	\$0	\$0	\$0	(\$62,430)	\$0
AC_369934 Miscellaneous Revenues	\$9,883	\$8,007	\$9,800	\$24,376	\$24,400
Sub Total	\$658,751	\$799,219	\$569,900	\$739,669	\$802,100
<u>Transfer from Fund Balances</u>					
AC_369936 Unassigned Use of Fund Balance	\$0	\$0	\$2,214,749	\$0	\$0
Sub Total	\$0	\$0	\$2,214,749	\$0	\$0
<u>Other Revenues</u>					
AC_389453 Recycling Education Endowment	\$70,000	\$55,000	\$60,000	\$58,800	\$60,000
Sub Total	\$70,000	\$55,000	\$60,000	\$58,800	\$60,000
Total Revenue	\$98,602,831	\$99,042,766	\$103,444,049	\$101,631,223	\$102,198,900

Expense

Personal Services

AC_512000 Regular Salaries and Wages	\$7,402,086	\$7,835,108	\$10,547,750	\$8,234,333	\$11,113,719
AC_512002 Terminal Leave	\$129,188	\$93,310	\$287,000	\$95,000	\$287,000
AC_512003 Longevity Awards	\$145,208	\$124,125	\$143,250	\$143,250	\$143,250
AC_512004 Out of Grade Pay	\$12,252	\$8,396	\$0	\$8,500	\$0
AC_512005 Holiday Pay	\$365,511	\$376,205	\$0	\$402,717	\$0
AC_512006 Floating Holiday	\$26,653	\$24,896	\$0	\$26,638	\$0

Revenue And Expense Report All Other Funds

FD 41400 - Solid Waste - Operations

	FY16 Actual	FY17 Actual	FY18 Adopted	FY18 Projected	FY19 Recommended
AC_512031 Reserve for Vacancies	\$0	\$0	(322,724)	\$0	(322,724)
AC_514000 Overtime	\$1,461,772	\$1,590,639	\$1,431,200	\$1,431,200	\$1,509,900
AC_515000 Special Pay	\$3,420	\$5,187	\$0	\$5,990	\$5,136
AC_515003 Sick & Annual Leave Accrual	(35,375)	\$21,651	\$0	\$0	\$0
AC_516000 Compensated Annual Leave	\$470,529	\$451,806	\$0	\$479,819	\$0
AC_517000 Compensated Sick Leave	\$381,842	\$305,228	\$0	\$373,111	\$0
AC_521000 FICA Taxes	\$607,150	\$629,646	\$653,962	\$674,549	\$689,050
AC_521001 1.45% Medicare Match	\$142,087	\$147,409	\$152,943	\$157,900	\$161,151
AC_522000 Retirement Contributions	\$1,001,428	\$1,377,467	\$1,275,601	\$1,275,601	\$1,301,008
AC_523000 Life Insurance	\$21,696	\$22,252	\$22,044	\$22,070	\$23,207
AC_523001 Accidental D&D Insurance	\$5,171	\$5,300	\$5,249	\$5,057	\$5,526
AC_523002 Employee Health Insurance	\$2,109,228	\$2,077,166	\$2,355,011	\$2,355,011	\$2,387,280
AC_523003 Long-Term Disability Insurance	\$7,711	\$7,784	\$9,973	\$8,479	\$10,500
AC_524000 Workers Compensation child	\$907,108	\$658,122	\$358,312	\$836,061	\$464,618
AC_525000 Unemployment Compensation	\$4,043	\$4,047	\$9,492	\$4,175	\$10,001
AC_526000 Other Postemployment Benefits (OPEB)	\$162,908	\$225,772	\$0	\$0	\$0
AC_526100 Pension Expense Allocation - GASB 68- GE	\$0	\$835,163	\$0	\$0	\$0
Sub Total	\$15,331,616	\$16,826,678	\$16,929,063	\$16,539,461	\$17,788,622

Contractual Services

AC_531000 Professional Services	\$23,451	\$136,752	\$8,100	\$306,750	\$8,100
AC_531001 Employee Training Cost-Professional Services	\$3,554	\$9,111	\$18,600	\$18,228	\$22,150
AC_531002 Other-Professional Services	\$325,720	\$292,093	\$457,700	\$521,066	\$573,500
AC_532000 Accounting and Auditing	\$9,500	\$7,200	\$8,000	\$7,840	\$8,000
AC_533000 Court Reporter Services	\$0	\$0	\$3,000	\$0	\$3,000
AC_534000 Other Services	\$22,962	\$23,993	\$89,500	\$87,710	\$89,300
AC_534001 Actuarial Services	\$0	\$0	\$75	\$74	\$0
AC_534004 Investment Money Manager	\$0	\$0	\$0	\$290	\$0
AC_534006 Laundry-Contractual Services	\$0	\$295	\$1,000	\$2,416	\$5,000
AC_534007 Other-Contractual Services	\$20,377,780	\$20,087,802	\$22,422,914	\$21,974,456	\$24,360,962
AC_534008 Temp Personnel-Contractual Services	\$258,265	\$289,328	\$227,519	\$222,969	\$267,571
Sub Total	\$21,021,232	\$20,846,574	\$23,236,408	\$23,141,799	\$25,337,583

Other Services and Charges

AC_545001 Interdept-Premium Costs-Insurance	\$308,780	\$370,814	\$332,748	\$326,093	\$366,821
AC_540000 Travel and Per Diem	\$2,945	\$2,462	\$9,800	\$4,677	\$10,000
AC_540001 Motor Pool Rental	\$6,284,719	\$5,610,412	\$6,417,141	\$5,788,798	\$6,417,141

Revenue And Expense Report All Other Funds

FD 41400 - Solid Waste - Operations

	FY16 Actual	FY17 Actual	FY18 Adopted	FY18 Projected	FY19 Recommended
AC_540002 Employees Auto Allowance	\$0	\$95	\$500	\$490	\$500
AC_540003 Special Contingency	\$616	\$0	\$0	\$776	\$0
AC_541000 Comm Svcs - Fiber Optics and VoIP	\$31,658	\$26,403	\$13,527	\$25,332	\$11,327
AC_541002 Postage-Inside-Transportation	\$0	\$0	\$250	\$245	\$250
AC_541003 Postage-Outside-Transportation	\$2,624	\$19,852	\$53,200	\$20,000	\$53,200
AC_541004 Postage-Indirect Costs-Transportation	\$4,130	\$4,130	\$4,130	\$4,047	\$5,846
AC_541010 Comm Svcs - Cellular Charges	\$43,489	\$57,312	\$44,000	\$43,120	\$44,000
AC_542000 Freight & Postage Services	\$0	\$0	\$200	\$196	\$200
AC_543000 Utility Services	\$9,289	\$0	\$0	\$0	\$0
AC_543001 City-Utility Services	\$854,485	\$767,467	\$850,000	\$833,000	\$850,000
AC_543002 Electric-Utility Services	\$215,701	\$241,328	\$400,000	\$250,000	\$400,000
AC_543003 McKay Bay-Utility Services	\$12,815	\$12,654	\$0	\$17,666	\$0
AC_543004 Landfill-Utility Services	\$2,441,122	\$2,647,507	\$1,950,000	\$2,563,585	\$2,850,000
AC_543005 Other-Utility Services	\$142,466	\$234,953	\$98,000	\$180,133	\$98,000
AC_544000 Rentals and Leases	\$193,171	\$372,275	\$373,900	\$366,422	\$421,900
AC_546000 Repair and Maintenance Services	\$131,960	\$23,560	\$139,200	\$27,375	\$80,000
AC_546001 Copier Maintenance	\$5,562	\$5,047	\$1,500	\$5,039	\$1,500
AC_546002 Computers-Repair and Maintenance	\$16,961	\$6,055	\$41,800	\$8,872	\$5,000
AC_547000 Printing and Binding	\$13,548	\$9,685	\$49,564	\$11,681	\$49,710
AC_547002 Copy Services	\$0	\$0	\$8,000	\$7,840	\$8,000
AC_548000 Promotional Activities	\$4,829	\$23,173	\$19,000	\$18,620	\$15,000
AC_548001 Advertising	\$0	\$3,270	\$72,000	\$70,560	\$52,000
AC_549002 Licenses, Fees & Fines	\$63,326	\$25,415	\$95,350	\$93,443	\$92,025
AC_549003 Taxes-Payment in Lieu of	\$1,216,953	\$1,216,953	\$1,216,893	\$1,317,725	\$1,317,725
AC_549004 Franchise Fees-Payment in Lieu of	\$7,269,675	\$7,225,567	\$7,452,150	\$7,452,150	\$7,558,665
AC_549015 Cost Allocation-General Fund Services	\$2,351,453	\$2,154,096	\$2,206,551	\$2,206,551	\$3,519,545
AC_549001 Bad Debt Expense	\$1,073,631	\$764,745	\$1,060,000	\$1,038,800	\$1,060,000
AC_549026 Oracle Bad Debt Expense	\$0	(340,386)	\$0	\$0	\$0
AC_549027 Cost Allocation Risk Administration	\$195,950	\$207,075	\$151,381	\$151,381	\$134,014
Sub Total	\$22,891,856	\$21,691,918	\$23,060,785	\$22,834,617	\$25,422,369

Supplies-Materials and Minor Equipment

AC_551000 Office Supplies	\$31,719	\$25,299	\$43,350	\$42,483	\$30,350
AC_552000 Operating Supplies	\$167,334	\$103,277	\$45,216	\$105,000	\$37,050
AC_552001 Fuels & Lubricants	\$169,975	\$455,116	\$350,797	\$347,589	\$350,797
AC_552002 Chemicals - Outside Vendors	\$0	\$8,758	\$30,000	\$8,000	\$30,000

Revenue And Expense Report All Other Funds

FD 41400 - Solid Waste - Operations

	FY16 Actual	FY17 Actual	FY18 Adopted	FY18 Projected	FY19 Recommended
AC_552003 Uniforms	\$77,710	\$84,168	\$99,970	\$97,971	\$99,970
AC_552004 Other-Supplies & Materials	\$38,071	\$92,989	\$176,927	\$100,000	\$170,350
AC_552005 Tools & Minor Equip	\$37,631	\$28,608	\$31,400	\$29,000	\$27,900
AC_552006 Employee Allowance	\$600	\$625	\$0	\$600	\$0
AC_552007 Computers - Bulk Purchases Hardware/Software	\$115,491	\$79,316	\$131,831	\$85,000	\$119,400
AC_552010 Other-Inventory	\$25,796	\$17,259	\$16,280	\$15,954	\$19,300
AC_552011 Tools, Med & Minor Equip-Inventory	\$2,020	\$0	\$850	\$833	\$350
AC_554000 Books, Publications, Subscriptions, and Memberships	\$227	\$3,518	\$2,500	\$2,500	\$500
AC_554001 Dues & Subscriptions	\$5,559	\$4,436	\$8,600	\$4,810	\$7,250
AC_555000 Training	\$6,291	\$1,279	\$10,800	\$10,584	\$11,250
AC_552997 Oracle Expense Clearing	\$0	\$250	\$0	\$0	\$0
Sub Total	\$678,424	\$904,897	\$948,521	\$850,324	\$904,467

Capital

AC_563004 Computers Bulk Purchases Hardware Software	\$0	\$0	\$0	\$1,141	\$0
AC_563005 Bulk Purchases	\$1,224,783	\$628,178	\$1,000,000	\$949,226	\$1,000,000
AC_564000 Machinery and Equipment	\$383,561	\$408,010	\$0	\$41,130	\$0
AC_564001 Transp Equip	\$5,732,256	\$6,242,046	\$3,600,000	\$3,871,859	\$7,276,438
AC_564002 Furniture & Fixtures	\$1,954	\$10,832	\$0	\$0	\$0
AC_564004 Computers - Hardware/Software	\$9,770	\$12,560	\$0	\$9,644	\$0
Sub Total	\$7,352,324	\$7,301,625	\$4,600,000	\$4,873,000	\$8,276,438

Debt Services Related

AC_571001 Principal Lease Purchase	\$0	\$0	\$60,000	\$0	\$0
Sub Total	\$0	\$0	\$60,000	\$0	\$0

Other Uses and Sources

AC_549099 Prior Year Adjustments Accounting Use Only	\$0	\$4,409	\$0	\$0	\$0
Sub Total	\$0	\$4,409	\$0	\$0	\$0

Transfer To Other Funds

AC_591011 Transfer To General Fund	\$0	\$7,600,000	\$0	\$0	\$0
AC_591101 Transfer To Utilities Services Tax Fund	\$200,000	\$150,000	\$150,000	\$150,000	\$150,000
AC_591409 Transfer to - Water - Debt Service	\$71,156	\$364,063	\$363,219	\$363,219	\$363,636
AC_591415 Transfer to - Solid Waste - Capital/Construction	\$2,015,000	\$15,085,480	\$18,919,400	\$18,919,400	\$3,003,500
AC_591416 Transfer to - Solid Waste - Debt Service	\$13,767,325	\$13,621,973	\$13,710,075	\$13,710,075	\$13,701,325
AC_591501 Transfer to Fleet Maintenance Operation Fund	\$0	\$0	\$12,331	\$12,331	\$0
Sub Total	\$16,053,481	\$36,821,516	\$33,155,025	\$33,155,025	\$17,218,461

Revenue And Expense Report All Other Funds

FD 41400 - Solid Waste - Operations

	FY16 Actual	FY17 Actual	FY18 Adopted	FY18 Projected	FY19 Recommended
<u>Interdepartmental Charges</u>					
AC_547001 Interdept-Graphic Design & Typesetting	\$0	\$0	\$8,950	\$8,771	\$8,950
AC_549010 Utility Billing-Interdept Charges	\$1,383,047	\$1,179,083	\$1,414,900	\$1,386,602	\$1,414,900
AC_549006 Interdept	\$44,660	\$44,660	\$25,600	\$45,000	\$25,600
AC_549012 Water Resource Coordr-Interdept Chrgs	\$67,315	\$0	\$0	\$0	\$0
AC_549013 Parking Dept-Interdept Charges	\$3,052	\$4,360	\$4,797	\$4,701	\$4,797
Sub Total	\$1,498,075	\$1,228,104	\$1,454,247	\$1,445,074	\$1,454,247
<u>Budget Reserves</u>					
AC_529999 Personnel Services and Benefits Budget Reserve	\$0	\$0	\$0	\$0	\$66,575
AC_599999 Other Uses Budget Reserve	\$0	\$0	\$0	\$0	\$5,730,138
Sub Total	\$0	\$0	\$0	\$0	\$5,796,713
Total Expense	\$84,827,007	\$105,625,721	\$103,444,049	\$102,839,300	\$102,198,900

Revenue And Expense Report All Other Funds

FD 41500 - Solid Waste - Capital/Construction

	FY16 Actual	FY17 Actual	FY18 Adopted	FY18 Projected	FY19 Recommended
Revenue					
<u>Miscellaneous Revenue</u>					
AC_361099 Amortization Premium Discount Investments	\$199	\$5,078	\$0	\$4,248	\$0
AC_361101 Int Earng-Pooled Cash	\$14,220	\$81,269	\$0	\$137,736	\$0
AC_361103 Int Earnings-1st Union	\$1,399	\$8,076	\$0	\$17,265	\$0
AC_361200 Dividends Interest and Other Earnings	\$105	\$7	\$0	\$0	\$0
Sub Total	\$15,924	\$94,430	\$0	\$159,249	\$0
<u>Transfer From</u>					
AC_381414 Transfer From Solid Waste Operations	\$2,015,000	\$15,085,480	\$18,919,400	\$18,919,400	\$3,003,500
Sub Total	\$2,015,000	\$15,085,480	\$18,919,400	\$18,919,400	\$3,003,500
Total Revenue	\$2,030,924	\$15,179,910	\$18,919,400	\$19,078,649	\$3,003,500
Expense					
<u>Personal Services</u>					
AC_512000 Regular Salaries and Wages	\$0	\$0	\$0	\$48,893	\$0
Sub Total	\$0	\$0	\$0	\$48,893	\$0
<u>Other Services and Charges</u>					
AC_549015 Cost Allocation-General Fund Services	\$0	\$16,636	\$1,230,226	\$1,230,226	\$196,789
AC_549095 Cost Allocation - General Fund Contra	\$5,486	\$0	\$0	\$0	\$0
Sub Total	\$5,486	\$16,636	\$1,230,226	\$1,230,226	\$196,789
<u>Capital</u>					
AC_560005 Professional Services Capital	\$128,137	\$121,232	\$2,315,855	\$4,383,579	\$2,806,711
AC_549024 Overhead Allocation	\$0	\$0	\$0	\$5,973	\$0
AC_562001 Improvements to Buildings	\$700	\$3,640	\$0	\$1,288,139	\$0
AC_563000 Infrastructure	\$0	\$46,626	\$933,505	\$888,264	\$0
AC_563001 Improv Other Than Bldgs	\$0	\$94,990	\$11,857,484	\$26,114,568	\$0
AC_564000 Machinery and Equipment	\$0	\$0	\$1,776,070	\$3,044,070	\$0
AC_564004 Computers - Hardware/Software	\$0	\$0	\$593,160	\$593,160	\$0
AC_567000 Works of Art / Collections	\$0	\$0	\$213,100	\$371,163	\$0
Sub Total	\$128,837	\$266,488	\$17,689,174	\$36,688,916	\$2,806,711
Total Expense	\$134,323	\$283,124	\$18,919,400	\$37,968,035	\$3,003,500

Revenue And Expense Report All Other Funds

FD 41600 - Solid Waste - Debt Service

	FY16 Actual	FY17 Actual	FY18 Adopted	FY18 Projected	FY19 Recommended
Revenue					
<u>Miscellaneous Revenue</u>					
AC_361099 Amortization Premium Discount Investments	\$589	\$4,000	\$0	\$1,195	\$0
AC_361101 Int Earng-Pooled Cash	\$40,002	\$66,838	\$0	\$38,298	\$0
AC_361103 Int Earnings-1st Union	\$3,832	\$7,202	\$0	\$4,255	\$0
AC_361200 Dividends Interest and Other Earnings	\$371	\$2	\$0	\$0	\$0
Sub Total	\$44,795	\$78,042	\$0	\$43,748	\$0
<u>Transfer From</u>					
AC_381414 Transfer From Solid Waste Operations	\$13,767,325	\$13,621,973	\$13,710,075	\$13,710,075	\$13,701,325
AC_381417 Transfer from Solid Waste Debt Reserve	\$50,000	\$150,000	\$150,000	\$150,000	\$158,000
Sub Total	\$13,817,325	\$13,771,973	\$13,860,075	\$13,860,075	\$13,859,325
Total Revenue	\$13,862,120	\$13,850,015	\$13,860,075	\$13,903,823	\$13,859,325
Expense					
<u>Debt Services Related</u>					
AC_571000 Principal	\$9,945,000	\$10,440,000	\$10,965,000	\$10,965,000	\$11,515,000
AC_572001 Interest-Bonds	\$3,415,325	\$2,893,325	\$2,345,075	\$2,345,075	\$1,769,325
Sub Total	\$13,360,325	\$13,333,325	\$13,310,075	\$13,310,075	\$13,284,325
<u>Budget Reserves</u>					
AC_579999 Debt Budget Reserve	\$0	\$0	\$550,000	\$0	\$575,000
Sub Total	\$0	\$0	\$550,000	\$0	\$575,000
Total Expense	\$13,360,325	\$13,333,325	\$13,860,075	\$13,310,075	\$13,859,325

Revenue And Expense Report All Other Funds

FD 41700 - Solid Waste - Debt Reserve

	FY16 Actual	FY17 Actual	FY18 Adopted	FY18 Projected	FY19 Recommended
Revenue					
<u>Miscellaneous Revenue</u>					
AC_361099 Amortization Premium Discount Investments	\$1,117	\$8,354	\$0	\$2,836	\$0
AC_361101 Int Earng-Pooled Cash	\$90,695	\$129,015	\$0	\$91,835	\$0
AC_361103 Int Earnings-1st Union	\$9,212	\$14,008	\$0	\$1,134	\$0
AC_361200 Dividends Interest and Other Earnings	\$480	\$31	\$0	\$0	\$0
Sub Total	\$101,504	\$151,408	\$0	\$95,805	\$0
<u>Transfer from Fund Balances</u>					
AC_369936 Unassigned Use of Fund Balance	\$0	\$0	\$150,000	\$150,000	\$158,000
Sub Total	\$0	\$0	\$150,000	\$150,000	\$158,000
Total Revenue	\$101,504	\$151,408	\$150,000	\$245,805	\$158,000
Expense					
<u>Transfer To Other Funds</u>					
AC_591416 Transfer to - Solid Waste - Debt Service	\$50,000	\$150,000	\$150,000	\$150,000	\$158,000
Sub Total	\$50,000	\$150,000	\$150,000	\$150,000	\$158,000
Total Expense	\$50,000	\$150,000	\$150,000	\$150,000	\$158,000

Golf Course Enterprise Funds

**FINISH
STRONG**



Revenue And Expense Report All Other Funds

FD 41800 - Golf Courses - Operations

	FY16 Actual	FY17 Actual	FY18 Adopted	FY18 Projected	FY19 Recommended
Revenue					
<u>Service Charges</u>					
AC_347500 Service Charge - Special Recreation Facilities	\$2,759,637	\$2,897,899	\$2,554,012	\$2,554,012	\$2,788,188
Sub Total	\$2,759,637	\$2,897,899	\$2,554,012	\$2,554,012	\$2,788,188
<u>Miscellaneous Revenue</u>					
AC_361099 Amortization Premium Discount Investments	\$0	(\$413)	\$0	(\$320)	\$0
AC_361101 Int Earng-Pooled Cash	(\$3,187)	(\$5,990)	\$0	(\$8,800)	\$0
AC_361102 Int Earnings	\$281	\$361	\$0	\$300	\$0
AC_361103 Int Earnings-1st Union	\$0	(\$624)	\$0	(\$1,100)	\$0
AC_361200 Dividends Interest and Other Earnings	\$0	(\$2)	\$0	\$0	\$0
AC_364402 Book Value of Disposed Assets	\$0	(\$69,504)	\$0	(\$1,800)	\$0
Sub Total	(2,906)	(76,171)	\$0	(11,720)	\$0
<u>Other Revenues</u>					
AC_388150 Gain/Loss from Disposition of General Fixed Asset	(\$73,350)	\$0	\$0	\$0	\$0
AC_389402 Inkind Contributions	\$13,325	\$13,326	\$0	\$0	\$0
Sub Total	(60,025)	\$13,326	\$0	\$0	\$0
<u>Transfer From</u>					
AC_381000 Inter-Fund Group Transfers in Non-Operating	\$0	\$0	\$0	\$0	\$793,000
AC_381101 Transfer From Utilities Services Tax Fund	\$990,000	\$1,087,812	\$1,338,516	\$1,338,516	\$1,242,079
Sub Total	\$990,000	\$1,087,812	\$1,338,516	\$1,338,516	\$2,035,079
Total Revenue	\$3,686,707	\$3,922,866	\$3,892,528	\$3,880,808	\$4,823,267
Expense					
<u>Personal Services</u>					
AC_512000 Regular Salaries and Wages	\$0	\$0	\$685,092	\$685,092	\$0
Sub Total	\$0	\$0	\$685,092	\$685,092	\$0
<u>Contractual Services</u>					
AC_531000 Professional Services	\$3,000,702	\$3,070,264	\$1,028,920	\$1,028,920	\$1,988,188
AC_534000 Other Services	\$1,082,248	\$1,235,291	\$1,288,516	\$1,288,516	\$1,167,079
AC_534007 Other-Contractual Services	\$0	\$1,397	\$0	\$0	\$0
AC_534998 Golf Course Elimination Entry	\$0	(1,236,688)	\$0	\$0	\$0
Sub Total	\$4,082,951	\$3,070,264	\$2,317,436	\$2,317,436	\$3,155,267

Revenue And Expense Report

All Other Funds

FD 41800 - Golf Courses - Operations

	FY16 Actual	FY17 Actual	FY18 Adopted	FY18 Projected	FY19 Recommended
<u>Other Services and Charges</u>					
AC_544000 Rentals and Leases	\$845,960	\$767,804	\$840,000	\$840,000	\$800,000
Sub Total	\$845,960	\$767,804	\$840,000	\$840,000	\$800,000
<u>Capital</u>					
AC_563001 Improv Other Than Bldgs	\$0	\$0	\$50,000	\$50,000	\$75,000
Sub Total	\$0	\$0	\$50,000	\$50,000	\$75,000
<u>Budget Reserves</u>					
AC_599999 Other Uses Budget Reserve	\$0	\$0	\$0	\$0	\$793,000
Sub Total	\$0	\$0	\$0	\$0	\$793,000
Total Expense	\$4,928,911	\$3,838,068	\$3,892,528	\$3,892,528	\$4,823,267

Revenue And Expense Report All Other Funds

FD 41900 - Golf Courses - Capital/Construction

	FY16 Actual	FY17 Actual	FY18 Adopted	FY18 Projected	FY19 Recommended
Revenue					
<u>Miscellaneous Revenue</u>					
AC_361099 Amortization Premium Discount Investments	\$0	\$368	\$0	\$0	\$0
AC_361101 Int Earng-Pooled Cash	\$3,161	\$5,614	\$0	\$0	\$0
AC_361103 Int Earnings-1st Union	\$0	\$573	\$0	\$0	\$0
AC_361200 Dividends Interest and Other Earnings	\$0	\$1	\$0	\$0	\$0
Sub Total	\$3,161	\$6,557	\$0	\$0	\$0
<u>Transfer from Fund Balances</u>					
AC_369936 Unassigned Use of Fund Balance	\$0	\$0	\$0	\$0	\$793,000
Sub Total	\$0	\$0	\$0	\$0	\$793,000
<u>Transfer From</u>					
AC_381101 Transfer From Utilities Services Tax Fund	\$0	\$0	\$288,365	\$288,365	\$362,700
AC_381302 Transfer From Community Investment Tax Capital Project Fund	\$600,000	\$482,000	\$0	\$0	\$0
Sub Total	\$600,000	\$482,000	\$288,365	\$288,365	\$362,700
Total Revenue	\$603,161	\$488,557	\$288,365	\$288,365	\$1,155,700
Expense					
<u>Capital</u>					
AC_563001 Improv Other Than Bldgs	\$544,664	\$277,272	\$288,365	\$288,365	\$362,700
Sub Total	\$544,664	\$277,272	\$288,365	\$288,365	\$362,700
<u>Transfer To Other Funds</u>					
AC_591418 Transfer to Golf Courses Operating	\$0	\$0	\$0	\$0	\$793,000
Sub Total	\$0	\$0	\$0	\$0	\$793,000
Total Expense	\$544,664	\$277,272	\$288,365	\$288,365	\$1,155,700

Internal Service Funds

**FINISH
STRONG**



Revenue And Expense Report All Other Funds

FD 50100 - Fleet Maintenance-Operations

	FY16 Actual	FY17 Actual	FY18 Adopted	FY18 Projected	FY19 Recommended
Revenue					
<u>Intergovernmental Revenues</u>					
AC_335490 Motor Fuel Tax Rebate	\$140,069	\$122,108	\$160,000	\$130,000	\$130,000
Sub Total	\$140,069	\$122,108	\$160,000	\$130,000	\$130,000
<u>Miscellaneous Revenue</u>					
AC_361099 Amortization Premium Discount Investments	\$165	\$254	\$0	\$500	\$0
AC_361101 Int Earng-Pooled Cash	\$16,061	\$3,607	\$18,000	\$12,000	\$12,000
AC_361102 Int Earnings	\$0	\$0	\$500	\$500	\$0
AC_361103 Int Earnings-1st Union	\$1,745	\$489	\$2,000	\$2,000	\$2,000
AC_361200 Dividends Interest and Other Earnings	\$35	\$1	\$0	\$0	\$0
AC_364400 Sale of City Property	\$698	\$5,301	\$9,800	\$3,000	\$3,000
AC_364402 Book Value of Disposed Assets	(\$3,325)	(\$501)	\$0	(\$4,000)	\$0
AC_365000 Sale of Surplus Materials and Scrap Sales	\$0	\$770	\$0	\$0	\$0
AC_365001 Scrap Metal Sales	\$9,721	\$5,040	\$7,000	\$4,000	\$4,000
AC_369920 Refunds and Reimbursements	\$1,385	\$0	\$0	\$0	\$0
AC_369933 Bad Debt Collections	\$0	\$0	\$8,000	\$0	\$0
AC_369934 Miscellaneous Revenues	\$517	\$0	\$0	\$0	\$0
Sub Total	\$27,002	\$14,962	\$45,300	\$18,000	\$21,000
<u>User Department Charges</u>					
AC_341201 Fleet User Billing Revenue	\$14,684,533	\$15,185,407	\$15,715,074	\$16,000,000	\$16,782,800
Sub Total	\$14,684,533	\$15,185,407	\$15,715,074	\$16,000,000	\$16,782,800
<u>Transfer From</u>					
AC_381002 Transfer From - Utilities Services Tax Fund	\$260,000	\$0	\$0	\$0	\$0
AC_381012 Transfer From insurance Fund	\$116,526	\$178,168	\$0	\$198,740	\$0
AC_381101 Transfer From Utilities Services Tax Fund	\$0	\$376,323	\$2,825,000	\$2,825,000	\$0
AC_381102 Transfer From Local Option Gas Tax	\$0	\$186,514	\$0	\$0	\$0
AC_381302 Transfer From Community Investment Tax Capital Project Fund	\$4,891,000	\$0	\$0	\$0	\$0
AC_381414 Transfer From Solid Waste Operations	\$0	\$0	\$12,331	\$12,331	\$0
Sub Total	\$5,267,526	\$741,005	\$2,837,331	\$3,036,071	\$0
Total Revenue	\$20,119,129	\$16,063,481	\$18,757,705	\$19,184,071	\$16,933,800

Expense

Personal Services

Revenue And Expense Report All Other Funds

FD 50100 - Fleet Maintenance-Operations

	FY16 Actual	FY17 Actual	FY18 Adopted	FY18 Projected	FY19 Recommended
AC_512000 Regular Salaries and Wages	\$2,441,946	\$2,507,698	\$3,400,046	\$2,700,000	\$3,604,277
AC_512002 Terminal Leave	\$63,090	\$45,537	\$102,500	\$100,000	\$102,500
AC_512003 Longevity Awards	\$40,875	\$36,083	\$41,750	\$40,000	\$41,750
AC_512004 Out of Grade Pay	\$2,756	\$524	\$0	\$0	\$0
AC_512005 Holiday Pay	\$120,423	\$122,205	\$0	\$120,000	\$0
AC_512006 Floating Holiday	\$9,039	\$10,732	\$0	\$10,000	\$0
AC_512031 Reserve for Vacancies	\$0	\$0	(103,440)	\$0	(103,440)
AC_514000 Overtime	\$148,884	\$158,081	\$150,000	\$130,000	\$125,000
AC_515000 Special Pay	\$96	\$14	\$0	\$100	\$15
AC_515003 Sick & Annual Leave Accrual	\$23,096	\$13,252	\$0	\$0	\$0
AC_516000 Compensated Annual Leave	\$166,205	\$149,040	\$0	\$150,000	\$0
AC_517000 Compensated Sick Leave	\$118,274	\$100,328	\$0	\$110,000	\$0
AC_521000 FICA Taxes	\$176,977	\$183,585	\$210,804	\$200,000	\$223,464
AC_521001 1.45% Medicare Match	\$41,390	\$42,935	\$49,300	\$45,000	\$52,262
AC_522000 Retirement Contributions	\$268,937	\$370,268	\$391,274	\$391,274	\$403,969
AC_523000 Life Insurance	\$6,973	\$7,242	\$7,043	\$7,043	\$7,570
AC_523001 Accidental D&D Insurance	\$1,660	\$1,725	\$1,677	\$1,677	\$1,802
AC_523002 Employee Health Insurance	\$597,482	\$587,720	\$649,759	\$649,759	\$657,042
AC_523003 Long-Term Disability Insurance	\$2,660	\$2,735	\$3,187	\$3,187	\$3,424
AC_524000 Workers Compensation child	\$289,784	\$200,275	\$174,579	\$200,000	\$102,792
AC_525000 Unemployment Compensation	\$1,212	\$1,136	\$3,061	\$3,000	\$3,243
Sub Total	\$4,521,758	\$4,541,114	\$5,081,540	\$4,861,040	\$5,225,670

Contractual Services

AC_531000 Professional Services	\$3,991	\$5,055	\$2,800	\$4,500	\$2,800
AC_531002 Other-Professional Services	\$40	\$60	\$1,200	\$0	\$0
AC_534000 Other Services	\$200	\$0	\$0	\$0	\$6,719
AC_534007 Other-Contractual Services	\$2,841,423	\$4,569,311	\$3,200,000	\$4,556,000	\$4,600,000
AC_534009 Computers-Contractual Services	\$0	\$0	\$0	\$0	\$1,008
Sub Total	\$2,845,654	\$4,574,426	\$3,204,000	\$4,560,500	\$4,610,527

Other Services and Charges

AC_545001 Interdept-Premium Costs-Insurance	\$51,286	\$46,761	\$47,591	\$47,591	\$47,172
AC_540000 Travel and Per Diem	\$3,180	\$2,143	\$6,671	\$5,000	\$3,000
AC_540001 Motor Pool Rental	\$17,690	\$20,837	\$0	\$15,000	\$0
AC_541000 Comm Svcs - Fiber Optics and VoIP	\$19,172	\$19,918	\$11,500	\$19,000	\$9,600
AC_541003 Postage-Outside-Transportation	\$18	\$3	\$10	\$0	\$0

Revenue And Expense Report All Other Funds

FD 50100 - Fleet Maintenance-Operations

	FY16 Actual	FY17 Actual	FY18 Adopted	FY18 Projected	FY19 Recommended
AC_541004 Postage-Indirect Costs-Transportation	\$2,065	\$2,065	\$2,065	\$2,065	\$2,923
AC_541010 Comm Svcs - Cellular Charges	\$1,024	\$970	\$720	\$1,000	\$670
AC_543001 City-Utility Services	\$37,118	\$35,814	\$1,600	\$40,000	\$1,600
AC_543002 Electric-Utility Services	\$62,694	\$56,640	\$50,000	\$40,000	\$50,000
AC_543005 Other-Utility Services	\$14,431	\$14,145	\$30,000	\$14,000	\$30,000
AC_546000 Repair and Maintenance Services	\$1,877,089	\$1,746,309	\$1,262,700	\$2,000,000	\$2,000,000
AC_546001 Copier Maintenance	\$466	\$416	\$300	\$1,000	\$300
AC_546002 Computers-Repair and Maintenance	\$650	\$2,426	\$2,800	\$2,500	\$1,200
AC_547000 Printing and Binding	\$548	\$509	\$200	\$1,000	\$200
AC_549002 Licenses, Fees & Fines	\$3,284	\$4,738	\$5,000	\$23,000	\$22,800
AC_549015 Cost Allocation-General Fund Services	\$1,329,925	\$1,017,944	\$1,737,651	\$1,737,651	\$1,031,453
AC_549026 Oracle Bad Debt Expense	(7,857)	\$0	\$0	\$0	\$0
AC_549027 Cost Allocation Risk Administration	\$55,894	\$60,952	\$41,460	\$41,460	\$34,741
Sub Total	\$3,468,679	\$3,032,589	\$3,200,268	\$3,990,267	\$3,235,659

Supplies-Materials and Minor Equipment

AC_551000 Office Supplies	\$12,176	\$14,060	\$4,900	\$16,000	\$4,200
AC_552000 Operating Supplies	\$36,608	\$49,816	\$34,500	\$40,000	\$17,500
AC_552001 Fuels & Lubricants	\$2,340,609	\$2,141,791	\$3,987,918	\$2,450,000	\$3,000,000
AC_552002 Chemicals - Outside Vendors	\$239	\$1,192	\$0	\$0	\$0
AC_552003 Uniforms	\$11,346	\$18,055	\$5,000	\$15,000	\$5,000
AC_552004 Other-Supplies & Materials	\$1,645,191	\$74,357	\$82,500	\$7,000	\$10,000
AC_552005 Tools & Minor Equip	\$9,366	\$11,307	\$13,800	\$5,000	\$4,100
AC_552006 Employee Allowance	\$10,650	\$10,950	\$2,400	\$15,000	\$3,400
AC_552007 Computers - Bulk Purchases Hardware/Software	\$36,470	\$4,025	\$1,000	\$10,000	\$5,000
AC_552009 Chemicals & Drugs-Inventory	\$8,584	\$11,608	\$0	\$5,000	\$0
AC_552010 Other-Inventory	\$993	\$3,622	\$0	\$3,000	\$1,500
AC_552011 Tools, Med & Minor Equip-Inventory	\$822	\$0	\$0	\$0	\$0
AC_554000 Books, Publications, Subscriptions, and Memberships	\$0	\$0	\$0	\$1,000	\$0
AC_554001 Dues & Subscriptions	\$3,521	\$4,056	\$5,300	\$4,000	\$2,500
AC_555000 Training	\$5,809	\$2,895	\$5,700	\$5,000	\$5,700
AC_552997 Oracle Expense Clearing	\$0	\$70	\$0	\$0	\$0
Sub Total	\$4,122,386	\$2,347,803	\$4,143,018	\$2,576,000	\$3,058,900

Capital

AC_563000 Infrastructure	\$0	\$0	\$14,850	\$15,704	\$0
AC_563004 Computers Bulk Purchases Hardware Software	\$0	\$0	\$0	\$0	\$5,040

Revenue And Expense Report All Other Funds

FD 50100 - Fleet Maintenance-Operations

	FY16 Actual	FY17 Actual	FY18 Adopted	FY18 Projected	FY19 Recommended
AC_563005 Bulk Purchases	\$28,455	\$0	\$0	\$0	\$0
AC_564000 Machinery and Equipment	\$0	\$252,971	\$12,331	\$64,396	\$17,300
AC_564001 Transp Equip	\$7,078,061	\$1,221,376	\$2,825,000	\$3,688,762	\$0
AC_564004 Computers - Hardware/Software	\$156,420	\$2,124	\$0	\$0	\$0
Sub Total	\$7,262,937	\$1,476,471	\$2,852,181	\$3,768,862	\$22,340
<u>Other Uses and Sources</u>					
AC_549099 Prior Year Adjustments Accounting Use Only	\$0	\$1,847	\$0	\$0	\$0
Sub Total	\$0	\$1,847	\$0	\$0	\$0
<u>Transfer To Other Funds</u>					
AC_591410 Transfer to - Wastewater - Operations	\$225,400	\$0	\$0	\$0	\$0
Sub Total	\$225,400	\$0	\$0	\$0	\$0
<u>Interdepartmental Charges</u>					
AC_549013 Parking Dept-Interdept Charges	\$386	\$173	\$200	\$200	\$200
Sub Total	\$386	\$173	\$200	\$200	\$200
<u>Budget Reserves</u>					
AC_559999 Supplies Budget Reserve	\$0	\$0	\$276,498	\$0	\$180,504
AC_599999 Other Uses Budget Reserve	\$0	\$0	\$0	\$0	\$600,000
Sub Total	\$0	\$0	\$276,498	\$0	\$780,504
Total Expense	\$22,447,199	\$15,974,424	\$18,757,705	\$19,756,869	\$16,933,800

Revenue And Expense Report All Other Funds

FD_ 50150 - Fleet CIT Program #5

	FY16 Actual	FY17 Actual	FY18 Adopted	FY18 Projected	FY19 Recommended
<u>Revenue</u>					
<u>Miscellaneous Revenue</u>					
AC_361099 Amortization Premium Discount Investments	\$0	\$438	\$0	\$400	\$0
AC_361101 Int Earng-Pooled Cash	\$0	\$5,447	\$0	\$12,000	\$0
AC_361103 Int Earnings-1st Union	\$0	\$585	\$0	\$1,400	\$0
AC_361200 Dividends Interest and Other Earnings	\$0	\$0	\$0	\$0	\$0
Sub Total	\$0	\$6,470	\$0	\$13,800	\$0
<u>Transfer from Fund Balances</u>					
AC_369936 Unassigned Use of Fund Balance	\$0	\$0	\$0	\$0	\$0
Sub Total	\$0	\$0	\$0	\$0	\$0
<u>Transfer From</u>					
AC_381302 Transfer From Community Investment Tax Capital Project Fund	\$0	\$5,720,500	\$6,200,000	\$6,200,000	\$5,675,000
Sub Total	\$0	\$5,720,500	\$6,200,000	\$6,200,000	\$5,675,000
Total Revenue	\$0	\$5,726,970	\$6,200,000	\$6,213,800	\$5,675,000
<u>Expense</u>					
<u>Capital</u>					
AC_564001 Transp Equip	\$0	\$4,354,433	\$6,200,000	\$7,566,069	\$5,675,000
Sub Total	\$0	\$4,354,433	\$6,200,000	\$7,566,069	\$5,675,000
Total Expense	\$0	\$4,354,433	\$6,200,000	\$7,566,069	\$5,675,000

Revenue And Expense Report All Other Funds

FD 50200 - Fleet Maintenance-Capital

Revenue

Transfer From

AC_381001 Transfer From - General Fund

AC_381101 Transfer From Utilities Services Tax Fund

	FY16 Actual	FY17 Actual	FY18 Adopted	FY18 Projected	FY19 Recommended
	\$0	\$0	\$0	\$0	\$0
	\$0	\$0	\$0	\$0	\$1,000,000
Sub Total	\$0	\$0	\$0	\$0	\$1,000,000
Total Revenue	\$0	\$0	\$0	\$0	\$1,000,000

Expense

Capital

AC_564001 Transp Equip

	\$0	\$0	\$0	\$0	\$1,000,000
Sub Total	\$0	\$0	\$0	\$0	\$1,000,000
Total Expense	\$0	\$0	\$0	\$0	\$1,000,000

Revenue And Expense Report All Other Funds

FD 01200 - Insurance

	FY16 Actual	FY17 Actual	FY18 Adopted	FY18 Projected	FY19 Recommended
Revenue					
<u>Miscellaneous Revenue</u>					
AC_361099 Amortization Premium Discount Investments	\$1,873	\$15,577	\$15,140	\$12,466	\$10,000
AC_361101 Int Earng-Pooled Cash	\$147,942	\$235,939	\$178,954	\$342,101	\$225,000
AC_361103 Int Earnings-1st Union	\$15,012	\$25,791	\$20,706	\$45,991	\$25,000
AC_361200 Dividends Interest and Other Earnings	\$807	\$68	\$116	\$0	\$0
AC_361302 Unrealized Gain Or Loss (Per Fund)	\$0	\$0	\$0	(\$245,589)	\$0
AC_369907 Health Insurance-Retirees	\$5,887,873	\$5,784,426	\$6,367,917	\$6,576,226	\$6,648,360
AC_369909 Family Health Insurance Deduction	\$8,104,688	\$8,309,927	\$8,955,818	\$8,766,855	\$10,439,102
AC_369910 Property Collections	\$677,268	\$546,570	\$262,000	\$622,456	\$450,530
AC_369920 Refunds and Reimbursements	\$0	\$0	\$0	\$5,000	\$0
AC_369923 Long-Term Disability Deduction	\$575,920	\$602,278	\$590,000	\$221,427	\$645,000
AC_369934 Miscellaneous Revenues	\$3,073	\$3,171	\$3,574	\$6,800	\$3,800
Sub Total	\$15,414,456	\$15,523,747	\$16,394,225	\$16,353,733	\$18,446,792
<u>User Department Charges</u>					
AC_369903 Unemployment Comp	\$95,553	\$96,300	\$271,151	\$181,585	\$281,569
AC_369904 General Liability Insurance	\$4,900,000	\$4,900,000	\$4,900,000	\$9,900,000	\$4,900,000
AC_369905 Property Damage	\$6,205,000	\$6,205,000	\$6,205,000	\$6,205,000	\$6,205,000
AC_369906 Workers Comp	\$10,700,500	\$9,200,000	\$9,200,000	\$9,200,000	\$9,200,000
AC_369908 Health Insurance (Contrib)	\$43,078,110	\$44,021,116	\$48,638,554	\$42,546,928	\$48,012,407
AC_369921 Group Life Insurance	\$663,476	\$685,219	\$612,306	\$693,254	\$638,194
AC_369922 Accidental Death & Dismemberment	\$149,143	\$154,260	\$145,766	\$153,576	\$146,273
AC_369924 Long-Term Disability Revenue	\$205,863	\$212,872	\$276,955	\$648,641	\$288,580
Sub Total	\$65,997,645	\$65,474,766	\$70,249,732	\$69,528,984	\$69,672,023
Total Revenue	\$81,412,101	\$80,998,513	\$86,643,957	\$85,882,717	\$88,118,815

Expense

Personal Services

AC_512000 Regular Salaries and Wages	\$992,380	\$1,117,654	\$1,392,669	\$1,157,948	\$1,755,278
AC_512002 Terminal Leave	\$968	\$0	\$0	\$0	\$0
AC_512003 Longevity Awards	\$9,708	\$10,000	\$10,000	\$1,667	\$10,000
AC_512005 Holiday Pay	\$46,349	\$53,872	\$0	\$72,773	\$0
AC_512006 Floating Holiday	\$3,664	\$4,126	\$0	\$5,978	\$0
AC_514000 Overtime	\$42	\$6,034	\$0	\$0	\$0

Revenue And Expense Report All Other Funds

FD 01200 - Insurance

	FY16 Actual	FY17 Actual	FY18 Adopted	FY18 Projected	FY19 Recommended
AC_515000 Special Pay	\$0	\$1	\$0	\$0	\$0
AC_516000 Compensated Annual Leave	\$53,670	\$72,764	\$0	\$79,038	\$0
AC_517000 Compensated Sick Leave	\$25,422	\$32,927	\$0	\$39,676	\$0
AC_521000 FICA Taxes	\$67,695	\$77,284	\$86,346	\$81,995	\$108,827
AC_521001 1.45% Medicare Match	\$15,832	\$18,074	\$20,194	\$19,176	\$25,452
AC_522000 Retirement Contributions	\$111,073	\$168,361	\$168,516	\$181,109	\$219,426
AC_523000 Life Insurance	\$2,662	\$3,182	\$2,925	\$3,222	\$3,686
AC_523001 Accidental D&D Insurance	\$635	\$758	\$696	\$750	\$878
AC_523002 Employee Health Insurance	\$203,630	\$204,044	\$214,922	\$183,013	\$227,904
AC_523003 Long-Term Disability Insurance	\$1,049	\$1,239	\$1,323	\$1,339	\$1,668
AC_524000 Workers Compensation child	\$5,604	\$5,814	\$10,111	\$10,111	\$9,292
AC_525000 Unemployment Compensation	\$392	\$378	\$1,253	\$739	\$1,580
Sub Total	\$1,540,774	\$1,776,510	\$1,908,955	\$1,838,534	\$2,363,991

Contractual Services

AC_531001 Employee Training Cost-Professional Services	\$30	\$2,133	\$0	\$0	\$0
AC_531002 Other-Professional Services	\$873,463	\$991,635	\$1,116,000	\$1,046,025	\$1,116,168
AC_531003 Employee Med-Professional Services	\$0	\$0	\$0	\$180,294	\$200,000
AC_534000 Other Services	\$3,224,173	\$2,932,768	\$3,736,000	\$3,279,320	\$3,736,000
AC_534001 Actuarial Services	\$4,625	\$4,625	\$14,425	\$10,000	\$14,425
AC_534007 Other-Contractual Services	\$13,037	\$91,405	\$4,807,531	\$4,157,908	\$4,807,531
AC_534008 Temp Personnel-Contractual Services	\$105,766	\$68,674	\$0	\$53,627	\$0
AC_534009 Computers-Contractual Services	\$0	\$0	\$50,000	\$50,000	\$50,000
AC_535000 Investigations	\$3,943	\$4,701	\$0	\$2,901	\$2,500
Sub Total	\$4,225,035	\$4,095,942	\$9,723,956	\$8,780,075	\$9,926,624

Other Services and Charges

AC_545001 Interdept-Premium Costs-Insurance	\$4,061	\$3,844	\$4,216	\$4,216	\$4,216
AC_540000 Travel and Per Diem	\$0	\$1,053	\$0	\$0	\$0
AC_540001 Motor Pool Rental	\$10,364	\$12,465	\$7,254	\$15,143	\$7,254
AC_540003 Special Contingency	\$0	\$0	\$350,000	\$0	\$350,000
AC_541000 Comm Svcs - Fiber Optics and VoIP	\$1,708	\$4,744	\$285	\$5,265	\$285
AC_541003 Postage-Outside-Transportation	\$14,564	\$13,386	\$4,300	\$13,874	\$9,300
AC_541004 Postage-Indirect Costs-Transportation	\$4,130	\$4,130	\$4,130	\$4,130	\$11,692
AC_541010 Comm Svcs - Cellular Charges	\$9,029	\$10,449	\$0	\$11,766	\$0
AC_544000 Rentals and Leases	\$0	\$317	\$10,560	\$12,440	\$18,660
AC_545000 Outside Premiums-Insurance	\$7,091,722	\$7,091,119	\$7,942,000	\$7,047,142	\$7,685,255

Revenue And Expense Report All Other Funds

FD 01200 - Insurance

	FY16	FY17	FY18	FY18	FY19
	Actual	Actual	Adopted	Projected	Recommended
AC_545002 Self Insurance Expenses	\$10,134,574	\$11,178,975	\$10,650,570	\$15,255,212	\$10,650,570
AC_545005 Health Insurance Premiums	\$49,836,814	\$54,222,074	\$53,250,000	\$51,293,811	\$54,340,000
AC_546001 Copier Maintenance	\$465	\$1,835	\$3,000	\$3,098	\$3,000
AC_546002 Computers-Repair and Maintenance	\$0	\$209	\$0	\$0	\$0
AC_547000 Printing and Binding	\$973	\$0	\$1,000	\$0	\$1,000
AC_549002 Licenses, Fees & Fines	\$332,642	\$97,511	\$976,400	\$354,548	\$866,103
AC_549015 Cost Allocation-General Fund Services	\$851,738	\$923,810	\$815,677	\$815,677	\$820,951
AC_549097 Cost Allocation - Risk - Contra	(1,254,643)	(1,215,248)	(895,451)	(895,451)	(785,154)
Sub Total	\$67,038,142	\$72,350,674	\$73,123,941	\$73,940,871	\$73,983,132

Supplies-Materials and Minor Equipment

AC_551000 Office Supplies	\$3,999	\$4,776	\$4,000	\$4,467	\$4,000
AC_552000 Operating Supplies	\$10,701	\$0	\$0	\$0	\$0
AC_552003 Uniforms	\$0	\$1,288	\$0	\$250	\$0
AC_552004 Other-Supplies & Materials	\$6,607	\$2,388	\$4,600	\$0	\$4,600
AC_552005 Tools & Minor Equip	\$1,082	\$2,113	\$0	\$2,300	\$0
AC_552007 Computers - Bulk Purchases Hardware/Software	\$5,823	\$6,556	\$2,700	\$1,029	\$2,700
AC_552010 Other-Inventory	\$82	\$119	\$0	\$179	\$0
AC_552013 Central Inventory Warehouse Purchases	\$36	\$24	\$0	\$0	\$0
AC_554001 Dues & Subscriptions	\$1,257	\$1,974	\$4,500	\$6,934	\$2,000
AC_555000 Training	\$795	\$880	\$0	\$626	\$0
Sub Total	\$30,381	\$20,117	\$15,800	\$15,785	\$13,300

Capital

AC_564004 Computers - Hardware/Software	\$0	\$14,806	\$100,000	\$100,000	\$110,000
Sub Total	\$0	\$14,806	\$100,000	\$100,000	\$110,000

Transfer To Other Funds

AC_591207 Transfer to - Insurance Bond	\$1,795,090	\$1,791,161	\$1,770,305	\$1,770,305	\$1,720,768
AC_591501 Transfer to Fleet Maintenance Operation Fund	\$116,526	\$178,168	\$0	\$198,740	\$0
Sub Total	\$1,911,616	\$1,969,329	\$1,770,305	\$1,969,045	\$1,720,768

Interdepartmental Charges

AC_549013 Parking Dept-Interdept Charges	\$0	\$28	\$1,000	\$200	\$1,000
Sub Total	\$0	\$28	\$1,000	\$200	\$1,000

Total Expense	\$74,745,948	\$80,227,407	\$86,643,957	\$86,644,510	\$88,118,815
---------------	--------------	--------------	--------------	--------------	--------------

Revenue And Expense Report All Other Funds

FD_01300 - Insurance - Workers Compensation Bond

	FY16 Actual	FY17 Actual	FY18 Adopted	FY18 Projected	FY19 Recommended
<u>Revenue</u>					
<u>Miscellaneous Revenue</u>					
AC_361099 Amortization Premium Discount Investments	\$1,187	\$8,919	\$0	\$6,501	\$6,500
AC_361101 Int Earng-Pooled Cash	\$96,267	\$137,769	\$0	\$177,293	\$150,000
AC_361103 Int Earnings-1st Union	\$9,777	\$14,950	\$0	\$23,744	\$18,500
AC_361200 Dividends Interest and Other Earnings	\$510	\$33	\$0	\$0	\$0
Sub Total	\$107,740	\$161,671	\$0	\$207,538	\$175,000
Total Revenue	\$107,740	\$161,671	\$0	\$207,538	\$175,000
<u>Expense</u>					
<u>Other Services and Charges</u>					
AC_545002 Self Insurance Expenses	\$0	\$0	\$0	\$0	\$175,000
Sub Total	\$0	\$0	\$0	\$0	\$175,000
Total Expense	\$0	\$0	\$0	\$0	\$175,000

**FINISH
STRONG**



CRA Trust and Agency Funds

**FINISH
STRONG**



Revenue And Expense Report All Other Funds

FD 61800 - Community Redevelopment Agency (CRA) - Central Park

	FY16 Actual	FY17 Actual	FY18 Adopted	FY18 Projected	FY19 Recommended
<u>Revenue</u>					
<u>Tax Revenues - Property Taxes</u>					
AC_319100 Tax Increment Revenue	\$66,931	\$68,135	\$176,096	\$175,827	\$84,633
Sub Total	\$66,931	\$68,135	\$176,096	\$175,827	\$84,633
<u>Miscellaneous Revenue</u>					
AC_361099 Amortization Premium Discount Investments	\$1	\$10	\$0	\$40	\$0
AC_361101 Int Earng-Pooled Cash	\$111	\$152	\$200	\$900	\$1,100
AC_361103 Int Earnings-1st Union	\$14	\$13	\$0	\$140	\$0
AC_361200 Dividends Interest and Other Earnings	\$0	\$0	\$0	\$0	\$0
Sub Total	\$126	\$175	\$200	\$1,080	\$1,100
Total Revenue	\$67,057	\$68,310	\$176,296	\$176,907	\$85,733
<u>Expense</u>					
<u>Other Services and Charges</u>					
AC_540000 Travel and Per Diem	\$0	\$325	\$500	\$500	\$500
AC_548000 Promotional Activities	\$11	\$0	\$0	\$0	\$0
Sub Total	\$11	\$325	\$500	\$500	\$500
<u>Supplies-Materials and Minor Equipment</u>					
AC_551000 Office Supplies	\$0	\$0	\$0	\$0	\$500
Sub Total	\$0	\$0	\$0	\$0	\$500
<u>Capital</u>					
AC_563001 Improv Other Than Bldgs	\$0	\$0	\$91,447	\$91,178	\$78,733
Sub Total	\$0	\$0	\$91,447	\$91,178	\$78,733
<u>Transfer To Other Funds</u>					
AC_591011 Transfer To General Fund	\$0	\$0	\$0	\$0	\$4,900
AC_591314 Transfer to - Utilities Services Tax Capital Project Fund	\$66,931	\$67,636	\$84,149	\$84,149	\$0
Sub Total	\$66,931	\$67,636	\$84,149	\$84,149	\$4,900
<u>Budget Reserves</u>					
AC_569999 Capital Outlay Budget Reserve	\$0	\$0	\$200	\$0	\$1,100
Sub Total	\$0	\$0	\$200	\$0	\$1,100
Total Expense	\$66,942	\$67,961	\$176,296	\$175,827	\$85,733

Revenue And Expense Report All Other Funds

FD 61900 - Community Redevelopment Agency (CRA) - Channel District

	FY16 Actual	FY17 Actual	FY18 Adopted	FY18 Projected	FY19 Recommended
Revenue					
<u>Tax Revenues - Property Taxes</u>					
AC_319100 Tax Increment Revenue	\$3,721,044	\$4,469,008	\$5,417,725	\$5,409,780	\$6,314,861
Sub Total	\$3,721,044	\$4,469,008	\$5,417,725	\$5,409,780	\$6,314,861
<u>Miscellaneous Revenue</u>					
AC_361099 Amortization Premium Discount Investments	\$420	\$4,792	\$0	\$2,600	\$0
AC_361101 Int Earng-Pooled Cash	\$31,853	\$73,664	\$81,500	\$140,000	\$166,400
AC_361103 Int Earnings-1st Union	\$3,306	\$7,549	\$0	\$19,000	\$0
AC_361200 Dividends Interest and Other Earnings	\$197	\$13	\$0	\$0	\$0
AC_369920 Refunds and Reimbursements	\$1,291	\$0	\$0	\$0	\$0
Sub Total	\$37,067	\$86,017	\$81,500	\$161,600	\$166,400
<u>Transfer From</u>					
AC_381000 Inter-Fund Group Transfers in Non-Operating	\$3,869	\$0	\$0	\$0	\$0
Sub Total	\$3,869	\$0	\$0	\$0	\$0
Total Revenue	\$3,761,980	\$4,555,025	\$5,499,225	\$5,571,380	\$6,481,261
Expense					
<u>Contractual Services</u>					
AC_531002 Other-Professional Services	\$3,000	\$7,500	\$0	\$0	\$0
AC_534000 Other Services	\$180,000	\$150,000	\$150,000	\$200,000	\$150,000
AC_534007 Other-Contractual Services	\$0	\$88,946	\$150,000	\$0	\$150,000
Sub Total	\$183,000	\$246,446	\$300,000	\$200,000	\$300,000
<u>Other Services and Charges</u>					
AC_540000 Travel and Per Diem	\$132	\$0	\$0	\$900	\$0
AC_543001 City-Utility Services	\$41	\$89	\$0	\$0	\$0
AC_548000 Promotional Activities	\$50,350	\$34,621	\$85,000	\$85,000	\$85,000
Sub Total	\$50,522	\$34,710	\$85,000	\$85,900	\$85,000
<u>Supplies-Materials and Minor Equipment</u>					
AC_554001 Dues & Subscriptions	\$0	\$0	\$0	\$0	\$1,000
Sub Total	\$0	\$0	\$0	\$0	\$1,000
<u>Capital</u>					
AC_560005 Professional Services Capital	\$0	\$1,250	\$0	\$0	\$0
AC_563000 Infrastructure	\$90,339	\$1,130,571	\$0	\$0	\$0

Revenue And Expense Report All Other Funds

FD 61900 - Community Redevelopment Agency (CRA) - Channel District

	FY16 Actual	FY17 Actual	FY18 Adopted	FY18 Projected	FY19 Recommended
AC_563001 Improv Other Than Bldgs	\$197,057	\$121,369	\$4,903,725	\$4,903,725	\$5,789,861
AC_565000 Construction in Progress	\$13,132	\$0	\$0	\$0	\$0
Sub Total	\$300,529	\$1,253,190	\$4,903,725	\$4,903,725	\$5,789,861
<u>Transfer To Other Funds</u>					
AC_591011 Transfer To General Fund	\$138,300	\$126,400	\$129,000	\$129,000	\$139,000
AC_591620 Transfer to Channel District Loan	\$10	\$0	\$0	\$0	\$0
Sub Total	\$138,310	\$126,400	\$129,000	\$129,000	\$139,000
<u>Budget Reserves</u>					
AC_569999 Capital Outlay Budget Reserve	\$0	\$0	\$81,500	\$0	\$166,400
Sub Total	\$0	\$0	\$81,500	\$0	\$166,400
Total Expense	\$672,360	\$1,660,746	\$5,499,225	\$5,318,625	\$6,481,261

Revenue And Expense Report

All Other Funds

FD_ 62000 - Community Redevelopment Agency (CRA) - Channel District Loan

	FY16 Actual	FY17 Actual	FY18 Adopted	FY18 Projected	FY19 Recommended
<u>Revenue</u>					
<u>Miscellaneous Revenue</u>					
AC_361101 Int Earng-Pooled Cash	\$0	\$0	\$0	\$0	\$0
Sub Total	\$0	\$0	\$0	\$0	\$0
<u>Transfer From</u>					
AC_381619 Transfer From CRA Channel District	\$10	\$0	\$0	\$0	\$0
Sub Total	\$10	\$0	\$0	\$0	\$0
Total Revenue	\$10	\$0	\$0	\$0	\$0
<u>Expense</u>					
Total Expense	\$0	\$0	\$0	\$0	\$0

Revenue And Expense Report All Other Funds

FD 62100 - Community Redevelopment Agency (CRA) - Core

	FY16 Actual	FY17 Actual	FY18 Adopted	FY18 Projected	FY19 Recommended
Revenue					
<u>Tax Revenues - Property Taxes</u>					
AC_319100 Tax Increment Revenue	\$2,493,198	\$2,563,917	\$3,366,330	\$3,358,381	\$3,857,425
Sub Total	\$2,493,198	\$2,563,917	\$3,366,330	\$3,358,381	\$3,857,425
<u>Miscellaneous Revenue</u>					
AC_361099 Amortization Premium Discount Investments	\$231	\$1,990	\$0	\$1,800	\$0
AC_361101 Int Earng-Pooled Cash	\$10,157	\$32,775	\$135,000	\$48,000	\$280,400
AC_361103 Int Earnings-1st Union	\$1,041	\$3,706	\$0	\$7,000	\$0
AC_361200 Dividends Interest and Other Earnings	\$123	\$1	\$0	\$0	\$0
Sub Total	\$11,552	\$38,471	\$135,000	\$56,800	\$280,400
<u>Transfer From</u>					
AC_381622 Transfer From CRA Non-Core	\$8,066	\$0	\$0	\$0	\$0
Sub Total	\$8,066	\$0	\$0	\$0	\$0
Total Revenue	\$2,512,816	\$2,602,388	\$3,501,330	\$3,415,181	\$4,137,825

Expense

Contractual Services

AC_532000 Accounting and Auditing	\$0	\$7,500	\$0	\$0	\$16,000
AC_534000 Other Services	\$12,500	\$114,669	\$0	\$35,400	\$0
Sub Total	\$12,500	\$122,169	\$0	\$35,400	\$16,000

Other Services and Charges

AC_540000 Travel and Per Diem	\$0	\$643	\$0	\$0	\$1,100
Sub Total	\$0	\$643	\$0	\$0	\$1,100

Supplies-Materials and Minor Equipment

AC_551000 Office Supplies	\$0	\$0	\$0	\$0	\$500
AC_554001 Dues & Subscriptions	\$0	\$0	\$0	\$0	\$3,000
Sub Total	\$0	\$0	\$0	\$0	\$3,500

Capital

AC_561000 Land	\$0	\$357,452	\$0	\$0	\$2,452
AC_563001 Improv Other Than Bldgs	\$0	\$0	\$2,198,318	\$2,198,318	\$873,919
Sub Total	\$0	\$357,452	\$2,198,318	\$2,198,318	\$876,371

Transfer To Other Funds

Revenue And Expense Report All Other Funds

FD_ 62100 - Community Redevelopment Agency (CRA) - Core

	FY16 Actual	FY17 Actual	FY18 Adopted	FY18 Projected	FY19 Recommended
AC_591000 Intragovernmental Transfers	\$390,568	\$0	\$0	\$0	\$0
AC_591011 Transfer To General Fund	\$0	\$126,400	\$129,000	\$129,000	\$139,000
AC_591212 Transfer to Downtown CRA Bank Note	\$0	\$49,470	\$1,039,012	\$1,039,012	\$1,021,454
AC_591314 Transfer to - Utilities Services Tax Capital Project Fund	\$2,000,000	\$0	\$0	\$0	\$0
AC_591637 Transfer to CRA Downtown SPP	\$0	\$0	\$0	\$1,699,500	\$1,800,000
Sub Total	\$2,390,568	\$175,870	\$1,168,012	\$2,867,512	\$2,960,454
<u>Budget Reserves</u>					
AC_569999 Capital Outlay Budget Reserve	\$0	\$0	\$135,000	\$0	\$280,400
Sub Total	\$0	\$0	\$135,000	\$0	\$280,400
Total Expense	\$2,403,068	\$656,134	\$3,501,330	\$5,101,230	\$4,137,825

Revenue And Expense Report All Other Funds

FD_ 62200 - Community Redevelopment Agency (CRA) - Non Core

	FY16 Actual	FY17 Actual	FY18 Adopted	FY18 Projected	FY19 Recommended
Revenue					
<u>Tax Revenues - Property Taxes</u>					
AC_319100 Tax Increment Revenue	\$9,019,241	\$6,865,419	\$8,292,550	\$8,272,969	\$9,672,846
Sub Total	\$9,019,241	\$6,865,419	\$8,292,550	\$8,272,969	\$9,672,846
<u>Miscellaneous Revenue</u>					
AC_361099 Amortization Premium Discount Investments	\$364	\$5,885	\$0	\$7,000	\$0
AC_361101 Int Earng-Pooled Cash	\$35,556	\$87,940	\$0	\$180,000	\$0
AC_361103 Int Earnings-1st Union	\$3,780	\$8,480	\$0	\$26,000	\$0
AC_361200 Dividends Interest and Other Earnings	\$167	\$16	\$0	\$0	\$0
Sub Total	\$39,866	\$102,321	\$0	\$213,000	\$0
<u>Transfer From</u>					
AC_381621 Transfer From CRA Core	\$390,568	\$0	\$0	\$0	\$0
Sub Total	\$390,568	\$0	\$0	\$0	\$0
Total Revenue	\$9,449,675	\$6,967,740	\$8,292,550	\$8,485,969	\$9,672,846
Expense					
<u>Contractual Services</u>					
AC_531002 Other-Professional Services	\$18,065	\$751	\$0	\$16,000	\$5,000
AC_532000 Accounting and Auditing	\$9,000	\$0	\$0	\$6,500	\$0
AC_534000 Other Services	\$597,500	\$24,631	\$150,000	\$150,000	\$150,000
AC_534007 Other-Contractual Services	\$0	\$296,928	\$450,000	\$933,000	\$450,000
Sub Total	\$624,565	\$322,310	\$600,000	\$1,105,500	\$605,000
<u>Other Services and Charges</u>					
AC_540000 Travel and Per Diem	\$527	\$0	\$0	\$600	\$0
AC_548000 Promotional Activities	\$12,679	\$9,500	\$75,000	\$75,000	\$75,000
AC_548001 Advertising	\$20	\$0	\$0	\$0	\$0
Sub Total	\$13,226	\$9,500	\$75,000	\$75,600	\$75,000
<u>Capital</u>					
AC_560005 Professional Services Capital	\$38,771	\$1,677,293	\$0	\$1,346,153	\$19,154
AC_561000 Land	\$0	\$73,370	\$0	\$2,126,630	\$0
AC_563000 Infrastructure	\$0	\$12,185	\$0	\$0	\$6,500
AC_563001 Improv Other Than Bldgs	\$0	\$0	\$4,327,342	\$5,201,642	\$1,532,586
Sub Total	\$38,771	\$1,762,848	\$4,327,342	\$8,674,425	\$1,558,240

Revenue And Expense Report All Other Funds

FD 62200 - Community Redevelopment Agency (CRA) - Non Core

	FY16 Actual	FY17 Actual	FY18 Adopted	FY18 Projected	FY19 Recommended
<u>Transfer To Other Funds</u>					
AC_591000 Intragovernmental Transfers	\$8,066	\$0	\$0	\$0	\$0
AC_591011 Transfer To General Fund	\$138,300	\$0	\$0	\$0	\$0
AC_591212 Transfer to Downtown CRA Bank Note	\$0	\$156,656	\$3,290,208	\$3,290,208	\$3,234,606
AC_591314 Transfer to - Utilities Services Tax Capital Project Fund	\$1,201,661	\$0	\$0	\$0	\$0
AC_591637 Transfer to CRA Downtown SPP	\$0	\$0	\$0	\$3,965,500	\$4,200,000
Sub Total	\$1,348,028	\$156,656	\$3,290,208	\$7,255,708	\$7,434,606
Total Expense	\$2,024,590	\$2,251,314	\$8,292,550	\$17,111,233	\$9,672,846

Revenue And Expense Report All Other Funds

FD 62300 - Community Redevelopment Agency (CRA) - Drew Park

	FY16 Actual	FY17 Actual	FY18 Adopted	FY18 Projected	FY19 Recommended
Revenue					
<u>Tax Revenues - Property Taxes</u>					
AC_319100 Tax Increment Revenue	\$540,763	\$715,685	\$956,906	\$955,502	\$1,221,211
Sub Total	\$540,763	\$715,685	\$956,906	\$955,502	\$1,221,211
<u>Miscellaneous Revenue</u>					
AC_361099 Amortization Premium Discount Investments	\$154	\$1,514	\$0	\$1,200	\$0
AC_361101 Int Earng-Pooled Cash	\$12,476	\$23,264	\$25,500	\$32,000	\$38,000
AC_361103 Int Earnings-1st Union	\$1,283	\$2,408	\$0	\$4,000	\$0
AC_361200 Dividends Interest and Other Earnings	\$67	\$4	\$0	\$0	\$0
Sub Total	\$13,980	\$27,190	\$25,500	\$37,200	\$38,000
Total Revenue	\$554,743	\$742,875	\$982,406	\$992,702	\$1,259,211
Expense					
<u>Personal Services</u>					
AC_514000 Overtime	\$1,675	\$0	\$0	\$0	\$0
Sub Total	\$1,675	\$0	\$0	\$0	\$0
<u>Contractual Services</u>					
AC_531001 Employee Training Cost-Professional Services	\$395	\$0	\$0	\$0	\$0
AC_531002 Other-Professional Services	\$120,582	\$263,209	\$100,000	\$100,000	\$0
AC_534000 Other Services	\$886	\$182	\$30,000	\$30,000	\$30,000
Sub Total	\$121,863	\$263,391	\$130,000	\$130,000	\$30,000
<u>Other Services and Charges</u>					
AC_540000 Travel and Per Diem	\$0	\$815	\$0	\$1,200	\$2,000
AC_543000 Utility Services	\$420	\$801	\$0	\$600	\$1,000
AC_543001 City-Utility Services	\$0	\$1,716	\$0	\$3,500	\$5,000
AC_548000 Promotional Activities	\$1,562	\$0	\$0	\$0	\$0
Sub Total	\$1,982	\$3,333	\$0	\$5,300	\$8,000
<u>Supplies-Materials and Minor Equipment</u>					
AC_551000 Office Supplies	\$0	\$120	\$2,000	\$2,000	\$0
AC_554001 Dues & Subscriptions	\$0	\$0	\$0	\$200	\$200
Sub Total	\$0	\$120	\$2,000	\$2,200	\$200
<u>Capital</u>					
AC_563000 Infrastructure	\$0	\$1,717	\$0	\$0	\$0

Revenue And Expense Report All Other Funds

FD_ 62300 - Community Redevelopment Agency (CRA) - Drew Park

	FY16 Actual	FY17 Actual	FY18 Adopted	FY18 Projected	FY19 Recommended
AC_563001 Improv Other Than Bldgs	\$8,941	\$111,643	\$759,706	\$0	\$1,108,811
Sub Total	\$8,941	\$113,360	\$759,706	\$0	\$1,108,811
<u>Transfer To Other Funds</u>					
AC_591011 Transfer To General Fund	\$147,200	\$148,500	\$65,200	\$65,200	\$74,200
Sub Total	\$147,200	\$148,500	\$65,200	\$65,200	\$74,200
<u>Budget Reserves</u>					
AC_569999 Capital Outlay Budget Reserve	\$0	\$0	\$25,500	\$0	\$38,000
Sub Total	\$0	\$0	\$25,500	\$0	\$38,000
Total Expense	\$281,660	\$528,704	\$982,406	\$202,700	\$1,259,211

Revenue And Expense Report All Other Funds

FD 62350 - Community Redevelopment Agency (CRA) - West Tampa

	FY16 Actual	FY17 Actual	FY18 Adopted	FY18 Projected	FY19 Recommended
<u>Revenue</u>					
<u>Tax Revenues - Property Taxes</u>					
AC_319100 Tax Increment Revenue	\$0	\$459,940	\$1,005,935	\$1,004,578	\$2,000,717
Sub Total	\$0	\$459,940	\$1,005,935	\$1,004,578	\$2,000,717
<u>Miscellaneous Revenue</u>					
AC_361099 Amortization Premium Discount Investments	\$0	\$0	\$0	\$400	\$0
AC_361101 Int Earng-Pooled Cash	\$0	\$0	\$500	\$12,000	\$14,900
AC_361103 Int Earnings-1st Union	\$0	\$0	\$0	\$1,800	\$0
Sub Total	\$0	\$0	\$500	\$14,200	\$14,900
Total Revenue	\$0	\$459,940	\$1,006,435	\$1,018,778	\$2,015,617
<u>Expense</u>					
<u>Contractual Services</u>					
AC_531002 Other-Professional Services	\$0	\$0	\$0	\$100,000	\$0
Sub Total	\$0	\$0	\$0	\$100,000	\$0
<u>Supplies-Materials and Minor Equipment</u>					
AC_551000 Office Supplies	\$0	\$0	\$0	\$1,000	\$3,000
Sub Total	\$0	\$0	\$0	\$1,000	\$3,000
<u>Capital</u>					
AC_563001 Improv Other Than Bldgs	\$0	\$0	\$927,635	\$0	\$1,908,817
Sub Total	\$0	\$0	\$927,635	\$0	\$1,908,817
<u>Transfer To Other Funds</u>					
AC_591011 Transfer To General Fund	\$0	\$0	\$78,300	\$78,300	\$88,900
Sub Total	\$0	\$0	\$78,300	\$78,300	\$88,900
<u>Budget Reserves</u>					
AC_569999 Capital Outlay Budget Reserve	\$0	\$0	\$500	\$0	\$14,900
Sub Total	\$0	\$0	\$500	\$0	\$14,900
Total Expense	\$0	\$0	\$1,006,435	\$179,300	\$2,015,617

Revenue And Expense Report All Other Funds

FD 62400 - Community Redevelopment Agency (CRA) - East Tampa

	FY16 Actual	FY17 Actual	FY18 Adopted	FY18 Projected	FY19 Recommended
Revenue					
<u>Tax Revenues - Property Taxes</u>					
AC_319100 Tax Increment Revenue	\$554,416	\$1,151,627	\$1,858,931	\$1,856,205	\$2,881,117
Sub Total	\$554,416	\$1,151,627	\$1,858,931	\$1,856,205	\$2,881,117
<u>Miscellaneous Revenue</u>					
AC_361099 Amortization Premium Discount Investments	\$177	\$1,364	\$0	\$1,200	\$0
AC_361101 Int Earng-Pooled Cash	\$14,919	\$20,786	\$22,500	\$36,000	\$42,600
AC_361103 Int Earnings-1st Union	\$1,547	\$2,187	\$0	\$5,000	\$0
AC_361200 Dividends Interest and Other Earnings	\$70	\$4	\$0	\$0	\$0
AC_364400 Sale of City Property	\$0	\$0	\$0	\$10,800	\$0
Sub Total	\$16,713	\$24,342	\$22,500	\$53,000	\$42,600
Total Revenue	\$571,129	\$1,175,969	\$1,881,431	\$1,909,205	\$2,923,717
Expense					
<u>Contractual Services</u>					
AC_531002 Other-Professional Services	\$88,048	\$185,289	\$235,000	\$235,000	\$42,500
AC_534000 Other Services	\$12,318	\$9,670	\$12,000	\$12,000	\$0
Sub Total	\$100,365	\$194,959	\$247,000	\$247,000	\$42,500
<u>Other Services and Charges</u>					
AC_540000 Travel and Per Diem	\$540	\$1,452	\$500	\$700	\$1,000
AC_541002 Postage-Inside-Transportation	\$6	\$0	\$0	\$0	\$0
AC_543001 City-Utility Services	\$11,221	\$12,610	\$0	\$12,000	\$10,000
AC_543002 Electric-Utility Services	\$47,787	\$49,783	\$51,040	\$51,040	\$20,000
AC_547002 Copy Services	\$2,727	\$2,955	\$0	\$2,000	\$0
AC_548000 Promotional Activities	\$9,309	\$7,301	\$15,000	\$15,000	\$3,000
Sub Total	\$71,590	\$74,101	\$66,540	\$80,740	\$34,000
<u>Supplies-Materials and Minor Equipment</u>					
AC_551000 Office Supplies	\$310	\$350	\$0	\$5,200	\$0
AC_552001 Fuels & Lubricants	\$3,460	\$1,055	\$0	\$3,800	\$28,500
AC_552004 Other-Supplies & Materials	\$0	\$0	\$0	\$200	\$0
AC_552007 Computers - Bulk Purchases Hardware/Software	\$0	\$302	\$0	\$0	\$0
AC_554001 Dues & Subscriptions	\$204	\$102	\$0	\$600	\$1,000
Sub Total	\$3,975	\$1,809	\$0	\$9,800	\$29,500

Revenue And Expense Report

All Other Funds

FD 62400 - Community Redevelopment Agency (CRA) - East Tampa

	FY16 Actual	FY17 Actual	FY18 Adopted	FY18 Projected	FY19 Recommended
<u>Capital</u>					
AC_561000 Land	\$1,865	\$257,309	\$100,000	\$100,000	\$0
AC_562001 Improvements to Buildings	\$4,486	\$1,820	\$0	\$0	\$0
AC_563000 Infrastructure	\$100,000	\$0	\$0	\$0	\$3,750
AC_563001 Improv Other Than Bldgs	\$8,500	\$2,664	\$740,591	\$0	\$2,067,106
AC_564000 Machinery and Equipment	\$60,169	\$0	\$0	\$0	\$0
AC_564001 Transp Equip	\$0	\$62,748	\$150,000	\$150,000	\$78,531
Sub Total	\$175,020	\$324,540	\$990,591	\$250,000	\$2,149,387
<u>Transfer To Other Funds</u>					
AC_591011 Transfer To General Fund	\$532,139	\$550,539	\$554,800	\$600,100	\$625,730
Sub Total	\$532,139	\$550,539	\$554,800	\$600,100	\$625,730
<u>Interdepartmental Charges</u>					
AC_549006 Interdept	\$76	\$76	\$0	\$0	\$0
Sub Total	\$76	\$76	\$0	\$0	\$0
<u>Budget Reserves</u>					
AC_569999 Capital Outlay Budget Reserve	\$0	\$0	\$22,500	\$0	\$42,600
Sub Total	\$0	\$0	\$22,500	\$0	\$42,600
Total Expense	\$883,166	\$1,146,024	\$1,881,431	\$1,187,640	\$2,923,717

Revenue And Expense Report All Other Funds

FD 62500 - Community Redevelopment Agency (CRA) - Tampa Heights Riverfront

	FY16 Actual	FY17 Actual	FY18 Adopted	FY18 Projected	FY19 Recommended
<u>Revenue</u>					
<u>Tax Revenues - Property Taxes</u>					
AC_319100 Tax Increment Revenue	\$74,630	\$79,529	\$117,947	\$117,775	\$265,584
Sub Total	\$74,630	\$79,529	\$117,947	\$117,775	\$265,584
<u>Miscellaneous Revenue</u>					
AC_361099 Amortization Premium Discount Investments	\$25	\$214	\$0	\$180	\$0
AC_361101 Int Earng-Pooled Cash	\$1,959	\$3,309	\$3,500	\$5,000	\$6,200
AC_361103 Int Earnings-1st Union	\$201	\$351	\$0	\$700	\$0
AC_361200 Dividends Interest and Other Earnings	\$11	\$1	\$0	\$0	\$0
Sub Total	\$2,195	\$3,875	\$3,500	\$5,880	\$6,200
Total Revenue	\$76,825	\$83,404	\$121,447	\$123,655	\$271,784
<u>Expense</u>					
<u>Other Services and Charges</u>					
AC_540000 Travel and Per Diem	\$132	\$0	\$0	\$0	\$0
AC_548000 Promotional Activities	\$1,297	\$0	\$0	\$18,012	\$0
Sub Total	\$1,429	\$0	\$0	\$18,012	\$0
<u>Supplies-Materials and Minor Equipment</u>					
AC_551000 Office Supplies	\$0	\$289	\$0	\$4,188	\$0
AC_554001 Dues & Subscriptions	\$0	\$0	\$0	\$40	\$100
Sub Total	\$0	\$289	\$0	\$4,228	\$100
<u>Capital</u>					
AC_563001 Improv Other Than Bldgs	\$0	\$0	\$87,047	\$0	\$240,684
Sub Total	\$0	\$0	\$87,047	\$0	\$240,684
<u>Transfer To Other Funds</u>					
AC_591011 Transfer To General Fund	\$17,600	\$15,500	\$30,900	\$30,900	\$24,800
Sub Total	\$17,600	\$15,500	\$30,900	\$30,900	\$24,800
<u>Budget Reserves</u>					
AC_569999 Capital Outlay Budget Reserve	\$0	\$0	\$3,500	\$0	\$6,200
Sub Total	\$0	\$0	\$3,500	\$0	\$6,200
Total Expense	\$19,029	\$15,789	\$121,447	\$53,140	\$271,784

Revenue And Expense Report All Other Funds

FD 62600 - Community Redevelopment Agency (CRA) - Ybor

	FY16 Actual	FY17 Actual	FY18 Adopted	FY18 Projected	FY19 Recommended
Revenue					
<u>Tax Revenues - Property Taxes</u>					
AC_319100 Tax Increment Revenue	\$1,313,588	\$1,428,191	\$1,642,320	\$1,639,799	\$1,925,972
Sub Total	\$1,313,588	\$1,428,191	\$1,642,320	\$1,639,799	\$1,925,972
<u>Miscellaneous Revenue</u>					
AC_361099 Amortization Premium Discount Investments	\$77	\$674	\$0	\$600	\$0
AC_361101 Int Earng-Pooled Cash	\$6,346	\$10,284	\$11,500	\$17,000	\$20,200
AC_361103 Int Earnings-1st Union	\$691	\$1,024	\$0	\$2,000	\$0
AC_361200 Dividends Interest and Other Earnings	\$30	\$1	\$0	\$0	\$0
AC_369920 Refunds and Reimbursements	\$155	\$0	\$0	\$0	\$0
Sub Total	\$7,299	\$11,983	\$11,500	\$19,600	\$20,200
Total Revenue	\$1,320,887	\$1,440,174	\$1,653,820	\$1,659,399	\$1,946,172
Expense					
<u>Contractual Services</u>					
AC_531000 Professional Services	\$10,688	\$23,597	\$40,046	\$52,714	\$6,500
AC_531001 Employee Training Cost-Professional Services	\$0	\$990	\$0	\$2,400	\$0
AC_531002 Other-Professional Services	\$114,326	\$325,492	\$318,262	\$318,000	\$235,000
AC_534000 Other Services	\$345,657	\$407,051	\$562,785	\$930,800	\$1,053,665
AC_534007 Other-Contractual Services	\$28,023	\$49,043	\$84,608	\$84,608	\$140,000
Sub Total	\$498,694	\$806,173	\$1,005,701	\$1,388,522	\$1,435,165
<u>Other Services and Charges</u>					
AC_540000 Travel and Per Diem	\$979	\$1,747	\$0	\$8,300	\$0
AC_540002 Employees Auto Allowance	\$0	\$0	\$0	\$2,200	\$0
AC_541000 Comm Svcs - Fiber Optics and VoIP	\$316	\$284	\$0	\$10,000	\$0
AC_541010 Comm Svcs - Cellular Charges	\$2,034	\$1,951	\$0	\$5,320	\$0
AC_543001 City-Utility Services	\$998	\$1,033	\$0	\$2,000	\$0
AC_543002 Electric-Utility Services	\$4,461	\$3,660	\$3,215	\$4,800	\$0
AC_544000 Rentals and Leases	\$39,729	\$43,287	\$90,000	\$49,700	\$30,000
AC_544003 Computers-Lease/Rental-Noncapital	\$0	\$0	\$0	\$400	\$0
AC_546000 Repair and Maintenance Services	\$44,335	\$18,683	\$20,000	\$67,450	\$40,000
AC_546001 Copier Maintenance	\$1,827	\$1,303	\$0	\$2,400	\$0
AC_547002 Copy Services	\$3,265	\$3,378	\$0	\$4,600	\$0
AC_548000 Promotional Activities	\$113,506	\$109,873	\$66,000	\$116,380	\$90,000

Revenue And Expense Report All Other Funds

FD 62600 - Community Redevelopment Agency (CRA) - Ybor

	FY16 Actual	FY17 Actual	FY18 Adopted	FY18 Projected	FY19 Recommended
Sub Total	\$211,450	\$185,199	\$179,215	\$273,550	\$160,000
<u>Supplies-Materials and Minor Equipment</u>					
AC_551000 Office Supplies	\$1,149	\$1,370	\$0	\$5,331	\$0
AC_552005 Tools & Minor Equip	\$475	\$0	\$0	\$1,050	\$0
AC_552007 Computers - Bulk Purchases Hardware/Software	\$974	\$0	\$0	\$1,060	\$0
AC_554001 Dues & Subscriptions	\$3,939	\$125	\$0	\$2,875	\$0
Sub Total	\$6,538	\$1,495	\$0	\$10,316	\$0
<u>Transfer To Other Funds</u>					
AC_591011 Transfer To General Fund	\$306,207	\$298,207	\$313,507	\$313,507	\$330,807
AC_591204 Transfer to - HUD Section 108-Centro Ybor Loan	\$80,972	\$80,972	\$143,897	\$143,897	\$0
Sub Total	\$387,179	\$379,179	\$457,404	\$457,404	\$330,807
<u>Interdepartmental Charges</u>					
AC_549013 Parking Dept-Interdept Charges	\$435	\$578	\$0	\$2,952	\$0
Sub Total	\$435	\$578	\$0	\$2,952	\$0
<u>Budget Reserves</u>					
AC_569999 Capital Outlay Budget Reserve	\$0	\$0	\$11,500	\$0	\$20,200
Sub Total	\$0	\$0	\$11,500	\$0	\$20,200
Total Expense	\$1,104,296	\$1,372,623	\$1,653,820	\$2,132,744	\$1,946,172

Revenue And Expense Report All Other Funds

FD 62700 - Community Redevelopment Agency (CRA) - Ybor II

	FY16 Actual	FY17 Actual	FY18 Adopted	FY18 Projected	FY19 Recommended
<u>Revenue</u>					
<u>Tax Revenues - Property Taxes</u>					
AC_319100 Tax Increment Revenue	\$162,611	\$231,974	\$329,960	\$329,477	\$493,661
Sub Total	\$162,611	\$231,974	\$329,960	\$329,477	\$493,661
<u>Miscellaneous Revenue</u>					
AC_361099 Amortization Premium Discount Investments	\$12	\$144	\$0	\$200	\$0
AC_361101 Int Earng-Pooled Cash	\$911	\$2,204	\$2,500	\$5,000	\$6,000
AC_361103 Int Earnings-1st Union	\$97	\$219	\$0	\$700	\$0
AC_361200 Dividends Interest and Other Earnings	\$5	\$0	\$0	\$0	\$0
Sub Total	\$1,025	\$2,566	\$2,500	\$5,900	\$6,000
Total Revenue	\$163,636	\$234,540	\$332,460	\$335,377	\$499,661
<u>Expense</u>					
<u>Contractual Services</u>					
AC_531002 Other-Professional Services	\$52,434	\$93,288	\$135,152	\$204,790	\$132,177
AC_534000 Other Services	\$12,670	\$14,325	\$170,708	\$303,013	\$336,184
Sub Total	\$65,104	\$107,613	\$305,860	\$507,803	\$468,361
<u>Transfer To Other Funds</u>					
AC_591011 Transfer To General Fund	\$25,918	\$22,900	\$24,100	\$24,100	\$25,300
Sub Total	\$25,918	\$22,900	\$24,100	\$24,100	\$25,300
<u>Budget Reserves</u>					
AC_569999 Capital Outlay Budget Reserve	\$0	\$0	\$2,500	\$0	\$6,000
Sub Total	\$0	\$0	\$2,500	\$0	\$6,000
Total Expense	\$91,022	\$130,513	\$332,460	\$531,903	\$499,661

Revenue And Expense Report All Other Funds

FD_ 63700 - Community Redevelopment Agency (CRA) - Downtown SPP

	FY16 Actual	FY17 Actual	FY18 Adopted	FY18 Projected	FY19 Recommended
<u>Revenue</u>					
<u>Tax Revenues - Property Taxes</u>					
AC_319100 Tax Increment Revenue	\$0	\$0	\$0	\$5,664,612	\$6,000,000
Sub Total	\$0	\$0	\$0	\$5,664,612	\$6,000,000
<u>Transfer From</u>					
AC_381621 Transfer From CRA Core	\$0	\$0	\$0	\$1,699,500	\$1,800,000
AC_381622 Transfer From CRA Non-Core	\$0	\$0	\$0	\$3,965,500	\$4,200,000
Sub Total	\$0	\$0	\$0	\$5,665,000	\$6,000,000
Total Revenue	\$0	\$0	\$0	\$11,329,612	\$12,000,000
<u>Expense</u>					
<u>Capital</u>					
AC_563001 Improv Other Than Bldgs	\$0	\$0	\$0	\$11,329,226	\$12,000,000
Sub Total	\$0	\$0	\$0	\$11,329,226	\$12,000,000
Total Expense	\$0	\$0	\$0	\$11,329,226	\$12,000,000

**FINISH
STRONG**



Other Trust and Agency Funds

**FINISH
STRONG**



Revenue And Expense Report All Other Funds

FD 61100 - Subdivision Streetlighting Fee

	FY16 Actual	FY17 Actual	FY18 Adopted	FY18 Projected	FY19 Recommended
Revenue					
<u>Miscellaneous Revenue</u>					
AC_361099 Amortization Premium Discount Investments	\$77	\$569	\$0	\$200	\$0
AC_361101 Int Earng-Pooled Cash	\$6,286	\$8,775	\$0	\$6,000	\$0
AC_361103 Int Earnings-1st Union	\$639	\$955	\$0	\$1,000	\$0
AC_361200 Dividends Interest and Other Earnings	\$33	\$2	\$0	\$0	\$0
AC_369934 Miscellaneous Revenues	\$0	\$0	\$0	\$50,000	\$0
Sub Total	\$7,035	\$10,301	\$0	\$57,200	\$0
<u>Transfer from Fund Balances</u>					
AC_369936 Unassigned Use of Fund Balance	\$0	\$0	\$143,458	\$0	\$130,096
Sub Total	\$0	\$0	\$143,458	\$0	\$130,096
Total Revenue	\$7,035	\$10,301	\$143,458	\$57,200	\$130,096
Expense					
<u>Transfer To Other Funds</u>					
AC_591102 Transfer To - Local Option Gas Tax Special Revenue	\$0	\$61,591	\$143,458	\$143,458	\$130,096
Sub Total	\$0	\$61,591	\$143,458	\$143,458	\$130,096
Total Expense	\$0	\$61,591	\$143,458	\$143,458	\$130,096

Revenue And Expense Report All Other Funds

FD 61300 - Street Car Administration

	FY16 Actual	FY17 Actual	FY18 Adopted	FY18 Projected	FY19 Recommended
Revenue					
<u>Tax Revenues - Property Taxes</u>					
AC_319101 Tax Increment Revenue From COT CRA	\$450,000	\$450,000	\$450,000	\$450,000	\$450,000
Sub Total	\$450,000	\$450,000	\$450,000	\$450,000	\$450,000
<u>Licenses and Permits</u>					
AC_325300 Non-Ad Valorem District Assessment	\$0	\$709,783	\$767,691	\$767,691	\$861,881
Sub Total	\$0	\$709,783	\$767,691	\$767,691	\$861,881
<u>Intergovernmental Revenues</u>					
AC_335200 Non Ad Valorem Assessment	\$647,450	(\$3,926)	\$0	\$0	\$0
AC_337401 Hartline-FDOT	\$100,000	\$100,000	\$100,000	\$100,000	\$990,000
AC_337402 Hartline-CMAQ	\$200,000	\$200,000	\$200,000	\$200,000	\$200,000
Sub Total	\$947,450	\$296,074	\$300,000	\$300,000	\$1,190,000
<u>Service Charges</u>					
AC_344401 Streetcar Fare Revenues	\$566,123	\$523,729	\$606,089	\$606,089	\$25,000
AC_344402 Streetcar Car Lease Revenues	\$6,369	\$10,618	\$5,000	\$5,000	\$5,000
AC_344403 Streetcar Advertising Revenues	\$90,780	\$100,350	\$90,600	\$90,600	\$95,000
Sub Total	\$663,272	\$634,697	\$701,689	\$701,689	\$125,000
<u>Miscellaneous Revenue</u>					
AC_361099 Amortization Premium Discount Investments	\$31	\$316	\$0	\$320	\$0
AC_361101 Int Earng-Pooled Cash	\$2,446	\$4,498	\$0	\$8,000	\$0
AC_361103 Int Earnings-1st Union	\$269	\$477	\$0	\$1,200	\$0
AC_361200 Dividends Interest and Other Earnings	\$13	\$1	\$0	\$0	\$0
AC_361301 Int On Taxes	\$0	\$0	\$0	\$108	\$0
AC_366005 Contributions Private Sources	\$3,451	\$3,451	\$5,000	\$5,000	\$5,000
AC_366013 Contribution From City of Tampa	\$46,778	\$57,911	\$0	\$0	\$200,000
AC_369900 Other Miscellaneous Revenues	\$28	\$102	\$0	\$0	\$0
Sub Total	\$53,016	\$66,756	\$5,000	\$14,628	\$205,000
<u>Transfer from Fund Balances</u>					
AC_369936 Unassigned Use of Fund Balance	\$0	\$0	\$0	\$0	\$42,697
Sub Total	\$0	\$0	\$0	\$0	\$42,697
<u>Other Revenues</u>					
AC_389402 Inkind Contributions	\$0	\$7,500	\$0	\$0	\$0
Sub Total	\$0	\$7,500	\$0	\$0	\$0

Revenue And Expense Report All Other Funds

FD 61300 - Street Car Administration

	FY16 Actual	FY17 Actual	FY18 Adopted	FY18 Projected	FY19 Recommended
Total Revenue	\$2,113,739	\$2,164,810	\$2,224,380	\$2,234,008	\$2,874,578
Expense					
<u>Contractual Services</u>					
AC_531002 Other-Professional Services	\$9,251	\$8,777	\$15,000	\$15,000	\$10,000
AC_532000 Accounting and Auditing	\$9,000	\$7,500	\$9,000	\$9,000	\$7,500
AC_534000 Other Services	\$36,312	\$39,960	\$0	\$0	\$0
Sub Total	\$54,563	\$56,237	\$24,000	\$24,000	\$17,500
<u>Other Services and Charges</u>					
AC_541003 Postage-Outside-Transportation	\$110	\$1,232	\$1,000	\$1,000	\$1,000
AC_544000 Rentals and Leases	\$391	\$385	\$0	\$0	\$0
AC_545000 Outside Premiums-Insurance	\$344,940	\$341,698	\$341,500	\$341,500	\$341,500
AC_547000 Printing and Binding	\$0	\$148	\$0	\$0	\$0
AC_548001 Advertising	\$315	\$315	\$0	\$0	\$0
Sub Total	\$345,756	\$343,779	\$342,500	\$342,500	\$342,500
<u>Aids and Grants</u>					
AC_581000 Aids to Government Agencies	\$0	\$313,214	\$300,000	\$300,000	\$300,000
AC_582000 Aids to Private Organizations	\$1,257,454	\$1,355,870	\$1,529,668	\$1,529,668	\$2,214,578
AC_589000 Budget Reserve-Transfer	\$300,028	\$0	\$0	\$0	\$0
Sub Total	\$1,557,482	\$1,669,084	\$1,829,668	\$1,829,668	\$2,514,578
<u>Budget Reserves</u>					
AC_599999 Other Uses Budget Reserve	\$0	\$0	\$28,212	\$0	\$0
Sub Total	\$0	\$0	\$28,212	\$0	\$0
Total Expense	\$1,957,801	\$2,069,100	\$2,224,380	\$2,196,168	\$2,874,578

Salary Detail – All Funds

**FINISH
STRONG**



Salary Detail-All Funds (In Cost Center Order by Department)

CC 234300 TSS - Stormwater Operations

Proposed FTE	Position Number	Job	Amount
1.00	00002186	360500:Sewer Operations Team Leader	\$94,682
1.00	00002193	360200:Utility Technician II	\$56,212
1.00	00002195	360100:Utility Technician I	\$57,658
1.00	00002200	360100:Utility Technician I	\$50,429
1.00	00002202	360000:Utility Technician Trainee	\$34,794
1.00	00002231	360100:Utility Technician I	\$57,658
1.00	00002235	360100:Utility Technician I	\$48,507
1.00	00003056	360200:Utility Technician II	\$61,185
1.00	00003057	360100:Utility Technician I	\$41,418
1.00	00003073	360100:Utility Technician I	\$57,658
1.00	00003090	360000:Utility Technician Trainee	\$34,865
1.00	00003091	426710:Transportation Operations Technician Trainee	\$47,403
1.00	00003092	360100:Utility Technician I	\$57,658
1.00	00003096	360200:Utility Technician II	\$65,714
1.00	00003099	360100:Utility Technician I	\$45,143
1.00	00003100	426710:Transportation Operations Technician Trainee	\$45,493
1.00	00003104	360200:Utility Technician II	\$54,801
1.00	00003107	360100:Utility Technician I	\$42,111
1.00	00003129	360200:Utility Technician II	\$61,027
1.00	00003135	360200:Utility Technician II	\$67,413
1.00	00003144	360000:Utility Technician Trainee	\$33,363
1.00	00003148	360100:Utility Technician I	\$42,837
1.00	00003154	360100:Utility Technician I	\$41,920
1.00	00003173	360000:Utility Technician Trainee	\$34,019
1.00	00003180	360000:Utility Technician Trainee	\$34,019
1.00	00003182	360200:Utility Technician II	\$61,231
1.00	00003185	360200:Utility Technician II	\$60,577
1.00	00003199	360100:Utility Technician I	\$45,252
1.00	00003201	360100:Utility Technician I	\$57,658
1.00	00003203	426715:Transportation Operations Technician I	\$57,658
1.00	00003210	360100:Utility Technician I	\$50,034
1.00	00003217	360400:Sewer Operations Planner/Scheduler	\$85,405
1.00	00003220	360500:Sewer Operations Team Leader	\$86,743
1.00	00003221	360400:Sewer Operations Planner/Scheduler	\$65,298
1.00	00003224	500310:Engineering Technician III (N/S)	\$74,904
1.00	00003228	360200:Utility Technician II	\$54,463
1.00	00003229	426715:Transportation Operations Technician I	\$41,832
1.00	00003230	360200:Utility Technician II	\$67,413
1.00	00003235	360100:Utility Technician I	\$41,920
1.00	00003239	360000:Utility Technician Trainee	\$34,243
1.00	00003241	360100:Utility Technician I	\$47,738
1.00	00003246	360200:Utility Technician II	\$58,720
1.00	00003251	360000:Utility Technician Trainee	\$33,985
1.00	00003252	360100:Utility Technician I	\$49,788
1.00	00003254	426715:Transportation Operations Technician I	\$41,418
1.00	00003259	360000:Utility Technician Trainee	\$34,794
1.00	00003261	360400:Sewer Operations Planner/Scheduler	\$85,405

Salary Detail-All Funds (In Cost Center Order by Department)

CC 234300 TSS - Stormwater Operations

Proposed FTE	Position Number	Job	Amount
1.00	00003262	360100:Utility Technician I	\$53,387
1.00	00003263	360100:Utility Technician I	\$43,593
1.00	00003268	360100:Utility Technician I	\$43,024
1.00	00003270	360200:Utility Technician II	\$59,739
1.00	00003272	360000:Utility Technician Trainee	\$34,114
1.00	00003282	426710:Transportation Operations Technician Trainee	\$34,243
1.00	00005198	360500:Sewer Operations Team Leader	\$94,682
1.00	00005232	360100:Utility Technician I	\$43,024
1.00	00006201	360000:Utility Technician Trainee	\$34,761
1.00	00006268	360400:Sewer Operations Planner/Scheduler	\$85,405
1.00	00006270	362100:Vehicle & Equipment Technician	\$61,612
1.00	00006272	360500:Sewer Operations Team Leader	\$91,561
1.00	00006318	360100:Utility Technician I	\$41,920
1.00	00006554	361850:Transportation & Stormwater Services Manager	\$131,789
1.00	00006555	360200:Utility Technician II	\$61,328
1.00	00006910	003745:Transportation Operations Supervisor	\$65,760
1.00	00007471	360000:Utility Technician Trainee	\$33,363
1.00	00007474	360100:Utility Technician I	\$57,658
1.00	00009099	360100:Utility Technician I	\$51,316
1.00	00009100	360200:Utility Technician II	\$61,003
1.00	00009101	362100:Vehicle & Equipment Technician	\$63,894
1.00	00009103	500310:Engineering Technician III (N/S)	\$71,386
1.00	00009252	312200:AWT Instrumentation & Controls Specialist	\$100,006
1.00	00009253	360000:Utility Technician Trainee	\$33,363
1.00	00009254	360200:Utility Technician II	\$54,199
1.00	00009255	360100:Utility Technician I	\$52,746
1.00	00009256	360100:Utility Technician I	\$52,097
1.00	00009359	000300:Office Support Specialist III	\$35,901
1.00	00009653	421550:Equipment, Facilities, Yard Operations Coordinator	\$78,998
Total	76.00		\$4,230,332

CC 241800 Stormwater Capital Project Costs

Proposed FTE	Position Number	Job	Amount
1.00	00010029	005104:Engineer IV	\$81,078
1.00	00010030	000413:Administrative Assistant III	\$52,749
1.00	00010031	000300:Office Support Specialist III	\$35,901
1.00	00010032	504310:Drafting Technician III (N/S)	\$55,390
1.00	00010033	005102:Engineer II	\$63,149
1.00	00010034	510310:Engineer III (N/S)	\$69,056
Total	6.00		\$357,323

CC 242000 TSS - Stormwater Engineering

Proposed FTE	Position Number	Job	Amount
1.00	00002984	510310:Engineer III (N/S)	\$72,508
1.00	00002987	005104:Engineer IV	\$121,451
1.00	00002993	504310:Drafting Technician III (N/S)	\$78,882
1.00	00003186	005102:Engineer II	\$85,733
1.00	00009021	522200:Environmental Specialist II	\$85,341

Salary Detail-All Funds (In Cost Center Order by Department)

CC 242000 TSS - Stormwater Engineering

	Proposed FTE	Position Number	Job	Amount
	1.00	00009102	366000:Stormwater Acquisition & Customer Support Special	\$67,413
	1.00	00009104	005074:Drafting Technician IV	\$83,782
	1.00	00009105	510310:Engineer III (N/S)	\$103,522
	1.00	00009106	510310:Engineer III (N/S)	\$69,056
	1.00	00009241	005112:Chief Engineer	\$125,528
	1.00	00009552	510310:Engineer III (N/S)	\$88,402
	1.00	00010066	064100:GIS Analyst I	\$50,482
Total	12.00			\$1,032,098

CC 210800 Public Affairs Cable

	Proposed FTE	Position Number	Job	Amount
	1.00	00007076	141000:Video Technical Support Coordinator	\$108,285
	1.00	00007991	140920:Digital Media Production Manager	\$101,817
	1.00	00007993	140130:Digital Media Producer	\$56,289
	1.00	00007994	140130:Digital Media Producer	\$67,075
	1.00	00008059	140130:Digital Media Producer	\$78,998
	1.00	00008060	140130:Digital Media Producer	\$78,998
	1.00	00008815	140135:Assistant Digital Media Producer	\$69,056
	1.00	00009543	140130:Digital Media Producer	\$64,001
Total	8.00			\$624,520

CC 233800 Public Affairs Communication

	Proposed FTE	Position Number	Job	Amount
	1.00	00007896	901910:Marketing and Communications Director	\$125,528
Total	1.00			\$125,528

CC 235400 Public Affairs Publications

	Proposed FTE	Position Number	Job	Amount
	1.00	00005325	070300:Senior Graphics Artist and Digital Strategist	\$71,596
	1.00	00008549	000691:Graphics Artist I	\$57,658
	1.00	00009964	070290:Social Media Strategist	\$55,285
Total	3.00			\$184,539

CC 212800 Convention Center Business Operations

	Proposed FTE	Position Number	Job	Amount
	1.00	00002249	906900:Convention Ctr & Tourism Director	\$154,496
	1.00	00002916	009040:Convention Facilities Director	\$131,789
	1.00	00002923	000412:Administrative Assistant II	\$55,683
	1.00	00007826	000599:Administrative & Fiscal Manager	\$72,654
	1.00	00007918	000421:Executive Aide	\$67,954
	1.00	00009511	001221:Events Coordinator I	\$43,902
Total	6.00			\$526,478

CC 213000 Convention Center Business Development

	Proposed FTE	Position Number	Job	Amount
--	--------------	-----------------	-----	--------

Salary Detail-All Funds (In Cost Center Order by Department)

CC 213000 Convention Center Business Development

Proposed FTE	Position Number	Job	Amount
1.00	00002915	124800:Sales & Marketing Manager	\$119,538
1.00	00006444	001222:Events Coordinator II	\$53,281
1.00	00007067	001291:Accounts Executive	\$59,782
1.00	00007829	001222:Events Coordinator II	\$65,349
1.00	00007891	001225:Events Services Supervisor	\$103,522
1.00	00007892	000212:Customer Service Representative II	\$43,021
1.00	00007909	001291:Accounts Executive	\$67,275
1.00	00007910	001291:Accounts Executive	\$69,781
1.00	00007911	001222:Events Coordinator II	\$60,414
1.00	00007912	001222:Events Coordinator II	\$75,566
1.00	00008061	001223:Senior Events Coordinator	\$86,507
1.00	00009513	000212:Customer Service Representative II	\$48,066
Total	12.00		\$852,101

CC 213200 Convention Center Client Services

Proposed FTE	Position Number	Job	Amount
1.00	00005238	121900:Guest Services Manager	\$103,251
Total	1.00		\$103,251

CC 213300 Convention Center Engineering Services

Proposed FTE	Position Number	Job	Amount
1.00	00001141	006261:Climate Control Operator I	\$57,471
1.00	00002935	006312:Maintenance Repairer II	\$39,807
1.00	00002937	006311:Maintenance Repairer I	\$36,391
1.00	00002940	006111:Maintenance Electrician I	\$62,338
1.00	00002948	006311:Maintenance Repairer I	\$33,363
1.00	00005410	006261:Climate Control Operator I	\$64,896
1.00	00005543	006252:Automotive Equipment Operator II	\$35,397
1.00	00007902	006262:Climate Control Operator II	\$78,998
1.00	00007905	006261:Climate Control Operator I	\$64,896
1.00	00007906	006261:Climate Control Operator I	\$49,489
1.00	00007914	001285:Chief Maintenance Engineer	\$94,682
1.00	00007916	000333:Inventory Specialist	\$57,356
1.00	00007919	006321:Machine Shop Mechanic	\$70,179
1.00	00007920	001231:Events/Service Desk Representative	\$57,740
1.00	00008063	006313:Maintenance Repairer III	\$45,030
1.00	00008363	006311:Maintenance Repairer I	\$34,730
1.00	00008364	633100:Lead Coatings Technician	\$39,000
1.00	00009332	006312:Maintenance Repairer II	\$40,744
1.00	00009333	006312:Maintenance Repairer II	\$52,990
Total	19.00		\$1,015,498

CC 213600 Convention Center Repair and Maintenance

Proposed FTE	Position Number	Job	Amount
1.00	00002927	001295:Convention Facility Operations Manager	\$108,451
1.00	00002932	006312:Maintenance Repairer II	\$43,726
1.00	00002941	006022:Services Attendant II	\$40,456

Salary Detail-All Funds (In Cost Center Order by Department)

CC 213600 Convention Center Repair and Maintenance

Proposed FTE	Position Number	Job	Amount
1.00	00002949	006022:Services Attendant II	\$29,824
1.00	00002952	006035:Services Crew Supervisor I	\$39,679
1.00	00002953	006035:Services Crew Supervisor I	\$49,213
1.00	00002954	006035:Services Crew Supervisor I	\$49,213
1.00	00007057	006356:Building Maintenance Supervisor II	\$74,000
1.00	00007830	000300:Office Support Specialist III	\$44,464
1.00	00007893	006356:Building Maintenance Supervisor II	\$78,998
1.00	00007915	006355:Building Maintenance Supervisor I	\$65,998
1.00	00009222	006035:Services Crew Supervisor I	\$34,715
1.00	00009526	006355:Building Maintenance Supervisor I	\$50,279
Total	13.00		\$709,017

CC 214290 Fire Administration and Maintenance

Proposed FTE	Position Number	Job	Amount
1.00	00000318	911800:Assistant Fire Chief - Administration	\$138,382
1.00	00000319	009055:Fire Chief	\$176,550
1.00	00000321	000300:Office Support Specialist III	\$50,395
1.00	00000323	000421:Executive Aide	\$76,810
1.00	00000328	000400:Office Support Specialist IV	\$57,658
1.00	00000329	007260:Fire Personnel Chief	\$125,528
1.00	00000889	007294:Fire Captain	\$84,648
1.00	00000955	007245:Public Education Coordinator	\$86,507
1.00	00000976	000300:Office Support Specialist III	\$46,519
1.00	00005356	006350:Building Maintenance Crew Leader	\$42,064
1.00	00006276	000300:Office Support Specialist III	\$51,334
1.00	00007670	708500:Maintenance Specifications Supervisor	\$78,998
1.00	00008390	785500:Emergency Coordinator	\$119,538
1.00	00008744	702000:Occupational Health Nurse Supervisor	\$95,715
1.00	00008995	702001:Occupational Health LPN	\$57,658
1.00	00009327	000400:Office Support Specialist IV	\$57,658
1.00	00009334	785000:Emergency Planner	\$72,954
1.00	00009561	785100:Emergency Planner I	\$50,482
1.00	00009608	785300:Lead Emergency Planner	\$60,320
Total	19.00		\$1,529,718

CC 214500 Fire Department Communication Center

Proposed FTE	Position Number	Job	Amount
1.00	00000347	704600:Communications Supervisor II - EMD	\$81,449
1.00	00000428	704300:Communications Technician III - EMD	\$62,338
1.00	00000448	704500:Communications Supervisor I - EMD	\$48,235
1.00	00000515	704600:Communications Supervisor II - EMD	\$81,923
1.00	00000563	704300:Communications Technician III - EMD	\$62,338
1.00	00000565	704600:Communications Supervisor II - EMD	\$82,618
1.00	00007276	007441:Communications Technician I	\$34,177
1.00	00007277	704200:Communications Technician II - EMD	\$39,000
1.00	00007278	704300:Communications Technician III - EMD	\$49,370
1.00	00007279	704200:Communications Technician II - EMD	\$46,022
1.00	00007280	704300:Communications Technician III - EMD	\$48,389

Salary Detail-All Funds (In Cost Center Order by Department)

CC 214500 Fire Department Communication Center

Proposed FTE	Position Number	Job	Amount
1.00	00007282	007441:Communications Technician I	\$33,363
1.00	00007554	704500:Communications Supervisor I - EMD	\$53,158
1.00	00007717	704500:Communications Supervisor I - EMD	\$72,197
1.00	00008078	704200:Communications Technician II - EMD	\$45,657
1.00	00008212	704200:Communications Technician II - EMD	\$39,000
1.00	00008213	704200:Communications Technician II - EMD	\$39,000
1.00	00008214	007441:Communications Technician I	\$34,340
1.00	00008215	704200:Communications Technician II - EMD	\$45,252
1.00	00008216	007441:Communications Technician I	\$34,564
1.00	00008811	704700:Communications Supervisor III - EMD	\$90,386
1.00	00009007	704200:Communications Technician II - EMD	\$55,390
1.00	00009961	007441:Communications Technician I	\$34,209
1.00	00009962	007441:Communications Technician I	\$34,209
1.00	00009963	007441:Communications Technician I	\$34,177
Total	25.00		\$1,280,762

CC 214700 Fire Department EMS

Proposed FTE	Position Number	Job	Amount
1.00	00000346	007051:Paramedic	\$89,831
1.00	00000365	007052:Rescue Lieutenant	\$95,397
1.00	00000390	007052:Rescue Lieutenant	\$95,397
1.00	00000398	007052:Rescue Lieutenant	\$95,397
1.00	00000401	007052:Rescue Lieutenant	\$90,985
1.00	00000413	007052:Rescue Lieutenant	\$95,397
1.00	00000418	007052:Rescue Lieutenant	\$90,197
1.00	00000424	007051:Paramedic	\$70,098
1.00	00000433	007051:Paramedic	\$61,128
1.00	00000436	007052:Rescue Lieutenant	\$95,397
1.00	00000457	007052:Rescue Lieutenant	\$95,397
1.00	00000464	007052:Rescue Lieutenant	\$64,896
1.00	00000469	007052:Rescue Lieutenant	\$95,397
1.00	00000470	007051:Paramedic	\$61,144
1.00	00000483	007051:Paramedic	\$77,596
1.00	00000490	007052:Rescue Lieutenant	\$92,597
1.00	00000492	007051:Paramedic	\$89,831
1.00	00000519	007051:Paramedic	\$61,128
1.00	00000521	007051:Paramedic	\$65,893
1.00	00000523	007051:Paramedic	\$59,973
1.00	00000529	007052:Rescue Lieutenant	\$73,353
1.00	00000533	007051:Paramedic	\$70,869
1.00	00000534	007051:Paramedic	\$89,831
1.00	00000539	007051:Paramedic	\$89,039
1.00	00000552	007051:Paramedic	\$77,020
1.00	00000556	007052:Rescue Lieutenant	\$95,397
1.00	00000557	007051:Paramedic	\$64,742
1.00	00000579	007051:Paramedic	\$88,195
1.00	00000591	007052:Rescue Lieutenant	\$74,320
1.00	00000595	007051:Paramedic	\$59,091
1.00	00000599	007051:Paramedic	\$69,623

Salary Detail-All Funds (In Cost Center Order by Department)

CC 214700 Fire Department EMS

Proposed FTE	Position Number	Job	Amount
1.00	00000601	007052:Rescue Lieutenant	\$90,695
1.00	00000667	007052:Rescue Lieutenant	\$95,397
1.00	00000668	007052:Rescue Lieutenant	\$90,197
1.00	00000685	007052:Rescue Lieutenant	\$91,695
1.00	00000714	007052:Rescue Lieutenant	\$95,397
1.00	00000728	007051:Paramedic	\$60,711
1.00	00000729	007052:Rescue Lieutenant	\$92,494
1.00	00000768	007051:Paramedic	\$70,598
1.00	00000794	007051:Paramedic	\$74,558
1.00	00000831	007051:Paramedic	\$74,162
1.00	00000840	007051:Paramedic	\$89,831
1.00	00000841	007051:Paramedic	\$76,903
1.00	00000880	007051:Paramedic	\$79,092
1.00	00000912	700950:Rescue Division Supervisor	\$107,774
1.00	00001121	007051:Paramedic	\$71,161
1.00	00001122	007052:Rescue Lieutenant	\$92,597
1.00	00001123	007052:Rescue Lieutenant	\$89,986
1.00	00001124	007052:Rescue Lieutenant	\$95,397
1.00	00001125	007052:Rescue Lieutenant	\$95,397
1.00	00001126	007052:Rescue Lieutenant	\$95,397
1.00	00001127	007052:Rescue Lieutenant	\$92,409
1.00	00001128	007052:Rescue Lieutenant	\$91,206
1.00	00001129	007052:Rescue Lieutenant	\$87,173
1.00	00006189	705900:Special Operations Chief	\$125,528
1.00	00006360	007051:Paramedic	\$66,142
1.00	00006497	007051:Paramedic	\$67,027
1.00	00007260	007051:Paramedic	\$89,831
1.00	00007261	007051:Paramedic	\$89,831
1.00	00007262	007051:Paramedic	\$89,797
1.00	00007263	007052:Rescue Lieutenant	\$95,397
1.00	00007264	007052:Rescue Lieutenant	\$93,976
1.00	00007265	007052:Rescue Lieutenant	\$82,461
1.00	00007538	007051:Paramedic	\$64,317
1.00	00007539	007051:Paramedic	\$69,400
1.00	00007540	007051:Paramedic	\$70,869
1.00	00007588	007051:Paramedic	\$62,283
1.00	00007589	007051:Paramedic	\$54,812
1.00	00007590	007051:Paramedic	\$67,546
1.00	00007591	007051:Paramedic	\$64,317
1.00	00007696	000400:Office Support Specialist IV	\$57,658
1.00	00007790	007051:Paramedic	\$69,582
1.00	00007791	007051:Paramedic	\$64,754
1.00	00007792	007051:Paramedic	\$70,098
1.00	00007793	007051:Paramedic	\$77,596
1.00	00007794	007051:Paramedic	\$62,283
1.00	00007796	007051:Paramedic	\$72,575
1.00	00007797	007051:Paramedic	\$61,128
1.00	00007967	007052:Rescue Lieutenant	\$95,397
1.00	00007968	007052:Rescue Lieutenant	\$95,397

Salary Detail-All Funds (In Cost Center Order by Department)

CC 214700 Fire Department EMS

Proposed FTE	Position Number	Job	Amount
1.00	00007969	007052:Rescue Lieutenant	\$95,397
1.00	00008022	007051:Paramedic	\$61,755
1.00	00008023	007051:Paramedic	\$65,893
1.00	00008024	007051:Paramedic	\$74,360
1.00	00008025	007051:Paramedic	\$89,831
1.00	00008026	007051:Paramedic	\$89,831
1.00	00008027	007051:Paramedic	\$89,831
1.00	00008028	007052:Rescue Lieutenant	\$95,397
1.00	00008029	007052:Rescue Lieutenant	\$88,094
1.00	00008030	007052:Rescue Lieutenant	\$95,397
1.00	00008391	007051:Paramedic	\$73,649
1.00	00008392	007051:Paramedic	\$67,806
1.00	00008393	007051:Paramedic	\$69,142
1.00	00008395	007051:Paramedic	\$62,283
1.00	00008396	007051:Paramedic	\$62,706
1.00	00008563	007052:Rescue Lieutenant	\$74,085
1.00	00008564	007052:Rescue Lieutenant	\$94,332
1.00	00008565	007052:Rescue Lieutenant	\$95,397
1.00	00008567	007051:Paramedic	\$69,623
1.00	00008568	007051:Paramedic	\$83,463
1.00	00008569	007051:Paramedic	\$71,832
1.00	00008570	007051:Paramedic	\$89,831
1.00	00008794	007052:Rescue Lieutenant	\$64,896
1.00	00008795	007052:Rescue Lieutenant	\$90,861
1.00	00008796	007052:Rescue Lieutenant	\$95,397
1.00	00009193	007052:Rescue Lieutenant	\$95,397
1.00	00009194	007052:Rescue Lieutenant	\$74,085
1.00	00009195	007052:Rescue Lieutenant	\$95,397
1.00	00009196	007051:Paramedic	\$89,831
1.00	00009197	007051:Paramedic	\$89,831
1.00	00009198	007051:Paramedic	\$60,054
1.00	00009311	007052:Rescue Lieutenant	\$95,397
1.00	00009312	007052:Rescue Lieutenant	\$95,397
1.00	00009313	007052:Rescue Lieutenant	\$95,102
1.00	00009314	007051:Paramedic	\$85,372
1.00	00009315	007051:Paramedic	\$89,831
1.00	00009316	007051:Paramedic	\$71,832
1.00	00009317	007051:Paramedic	\$89,831
1.00	00009318	007051:Paramedic	\$75,760
1.00	00009319	007051:Paramedic	\$62,283
1.00	00009716	007052:Rescue Lieutenant	\$95,397
1.00	00009717	007052:Rescue Lieutenant	\$95,397
1.00	00009718	007052:Rescue Lieutenant	\$95,397
1.00	00009719	007051:Paramedic	\$74,551
1.00	00009720	007051:Paramedic	\$84,610
1.00	00009721	007051:Paramedic	\$89,831
1.00	00009722	007051:Paramedic	\$89,831
1.00	00009723	007051:Paramedic	\$76,701
1.00	00009974	007052:Rescue Lieutenant	\$64,896

Salary Detail-All Funds (In Cost Center Order by Department)

CC 214700 Fire Department EMS

Proposed FTE	Position Number	Job	Amount
1.00	00009975	007052:Rescue Lieutenant	\$64,896
1.00	00009976	007052:Rescue Lieutenant	\$64,896
1.00	00009983	007051:Paramedic	\$54,812
1.00	00009984	007051:Paramedic	\$54,812
1.00	00009985	007051:Paramedic	\$54,812
1.00	00010042	007051:Paramedic	\$64,548
1.00	00010043	007051:Paramedic	\$59,973
1.00	00010044	007051:Paramedic	\$62,331
Total	137.00		\$10,998,969

CC 214800 Fire Department Fire Marshal

Proposed FTE	Position Number	Job	Amount
1.00	00000834	007283:Fire Inspector	\$103,085
1.00	00000957	007285:Fire Inspections Supervisor	\$114,716
1.00	00000958	007283:Fire Inspector	\$87,156
1.00	00000962	007273:Fire Investigator	\$103,085
1.00	00000963	007283:Fire Inspector	\$103,085
1.00	00000965	007273:Fire Investigator	\$103,085
1.00	00000967	007285:Fire Inspections Supervisor	\$114,716
1.00	00000969	007283:Fire Inspector	\$101,770
1.00	00000973	007283:Fire Inspector	\$103,085
1.00	00000974	007283:Fire Inspector	\$103,085
1.00	00005468	000400:Office Support Specialist IV	\$40,456
1.00	00006258	007289:Fire Marshal	\$125,528
1.00	00006702	007283:Fire Inspector	\$103,085
1.00	00007033	007273:Fire Investigator	\$103,085
1.00	00007035	007283:Fire Inspector	\$94,049
1.00	00007036	007275:Fire Investigations Supervisor	\$114,716
1.00	00007251	007281:Assistant Fire Inspector	\$70,166
1.00	00007252	007273:Fire Investigator	\$103,085
1.00	00008148	706104:Assistant Fire Inspector	\$84,610
1.00	00008357	007283:Fire Inspector	\$103,085
1.00	00008764	007281:Assistant Fire Inspector	\$70,166
1.00	00009356	007273:Fire Investigator	\$103,085
Total	22.00		\$2,151,984

CC 215000 Fire Department Supply

Proposed FTE	Position Number	Job	Amount
1.00	00000325	000333:Inventory Specialist	\$57,658
1.00	00000326	707500:TFR Materials/Equipment Coordinator	\$66,871
1.00	00005438	000300:Office Support Specialist III	\$51,334
1.00	00008745	000331:Inventory Technician I	\$30,805
Total	4.00		\$206,668

CC 215100 Fire Department Training

Proposed FTE	Position Number	Job	Amount
1.00	00000922	703900:Fire Training Chief	\$125,528

Salary Detail-All Funds (In Cost Center Order by Department)

CC 215100 Fire Department Training

Proposed FTE	Position Number	Job	Amount
1.00	00005437	000300:Office Support Specialist III	\$51,334
1.00	00007695	006350:Building Maintenance Crew Leader	\$53,310
1.00	00008767	007294:Fire Captain	\$103,085
0.75	00087500	703100:Fire Training Specialist	\$52,766
0.75	00087501	703100:Fire Training Specialist	\$59,973
0.75	00087502	703100:Fire Training Specialist	\$59,973
Total	6.25		\$505,970

CC 215200 Fire Station - Downtown Business Station 1

Proposed FTE	Position Number	Job	Amount
1.00	00000333	007290:Firefighter	\$47,274
1.00	00000335	007291:Firefighter	\$61,560
1.00	00000338	007291:Firefighter	\$57,235
1.00	00000343	007291:Firefighter	\$60,613
1.00	00000348	007291:Firefighter	\$59,496
1.00	00000349	007291:Firefighter	\$56,997
1.00	00000350	007291:Firefighter	\$61,088
1.00	00000351	007291:Firefighter	\$81,245
1.00	00000352	007291:Firefighter	\$52,067
1.00	00000353	007291:Firefighter	\$81,245
1.00	00000354	007291:Firefighter	\$64,473
1.00	00000355	007291:Firefighter	\$64,235
1.00	00000356	007291:Firefighter	\$54,132
1.00	00000358	007291:Firefighter	\$81,245
1.00	00000359	007291:Firefighter	\$62,122
1.00	00000361	007291:Firefighter	\$51,324
1.00	00000362	007291:Firefighter	\$53,131
1.00	00000363	007291:Firefighter	\$64,903
1.00	00000367	007291:Firefighter	\$57,599
1.00	00000368	007290:Firefighter	\$45,504
1.00	00000369	007291:Firefighter	\$64,269
1.00	00000370	007291:Firefighter	\$50,253
1.00	00000372	007291:Firefighter	\$65,611
1.00	00000374	007291:Firefighter	\$60,052
1.00	00000379	007292:Driver Engineer	\$65,452
1.00	00000381	007290:Firefighter	\$44,129
1.00	00000382	007291:Firefighter	\$81,245
1.00	00000383	007291:Firefighter	\$53,639
1.00	00000384	007294:Fire Captain	\$81,120
1.00	00000385	007291:Firefighter	\$58,138
1.00	00000386	007294:Fire Captain	\$84,047
1.00	00000388	007290:Firefighter	\$44,129
1.00	00000389	007291:Firefighter	\$63,037
1.00	00000393	007291:Firefighter	\$67,848
1.00	00000394	007291:Firefighter	\$81,245
1.00	00000396	007292:Driver Engineer	\$88,408
1.00	00000400	007291:Firefighter	\$81,245
1.00	00000402	007291:Firefighter	\$48,897
1.00	00000403	007291:Firefighter	\$58,138

Salary Detail-All Funds (In Cost Center Order by Department)

CC 215200 Fire Station - Downtown Business Station 1

Proposed FTE	Position Number	Job	Amount
1.00	00000406	007291:Firefighter	\$76,268
1.00	00000410	007291:Firefighter	\$55,623
1.00	00000411	007291:Firefighter	\$60,052
1.00	00000412	007291:Firefighter	\$56,534
1.00	00000414	007291:Firefighter	\$59,030
1.00	00000415	007291:Firefighter	\$53,639
1.00	00000423	007290:Firefighter	\$45,504
1.00	00000427	007291:Firefighter	\$53,639
1.00	00000429	007291:Firefighter	\$63,665
1.00	00000431	007292:Driver Engineer	\$88,087
1.00	00000434	007291:Firefighter	\$81,245
1.00	00000437	007291:Firefighter	\$53,126
1.00	00000438	007291:Firefighter	\$56,534
1.00	00000440	007291:Firefighter	\$60,052
1.00	00000443	007291:Firefighter	\$53,408
1.00	00000444	007290:Firefighter	\$45,504
1.00	00000445	007291:Firefighter	\$65,214
1.00	00000446	007291:Firefighter	\$81,245
1.00	00000455	007291:Firefighter	\$59,271
1.00	00000456	007291:Firefighter	\$50,451
1.00	00000458	007291:Firefighter	\$81,245
1.00	00000459	007291:Firefighter	\$66,533
1.00	00000460	007291:Firefighter	\$62,752
1.00	00000465	007292:Driver Engineer	\$88,408
1.00	00000466	007291:Firefighter	\$60,052
1.00	00000467	007291:Firefighter	\$62,117
1.00	00000474	007291:Firefighter	\$81,245
1.00	00000475	007290:Firefighter	\$45,329
1.00	00000477	007291:Firefighter	\$64,435
1.00	00000480	007290:Firefighter	\$62,752
1.00	00000482	007291:Firefighter	\$65,611
1.00	00000486	007291:Firefighter	\$81,245
1.00	00000488	007292:Driver Engineer	\$73,240
1.00	00000491	007290:Firefighter	\$45,329
1.00	00000494	007291:Firefighter	\$59,271
1.00	00000495	007290:Firefighter	\$45,504
1.00	00000496	007291:Firefighter	\$50,451
1.00	00000497	007291:Firefighter	\$55,623
1.00	00000498	007290:Firefighter	\$45,329
1.00	00000499	007292:Driver Engineer	\$88,408
1.00	00000500	007291:Firefighter	\$61,922
1.00	00000502	007291:Firefighter	\$81,245
1.00	00000503	007291:Firefighter	\$56,534
1.00	00000506	007291:Firefighter	\$81,245
1.00	00000508	007291:Firefighter	\$50,253
1.00	00000510	007291:Firefighter	\$64,738
1.00	00000511	007291:Firefighter	\$81,245
1.00	00000513	007291:Firefighter	\$48,897
1.00	00000518	007291:Firefighter	\$81,245

Salary Detail-All Funds (In Cost Center Order by Department)

CC 215200 Fire Station - Downtown Business Station 1

Proposed FTE	Position Number	Job	Amount
1.00	00000528	007290:Firefighter	\$45,329
1.00	00000530	007290:Firefighter	\$45,504
1.00	00000532	007291:Firefighter	\$81,245
1.00	00000536	007291:Firefighter	\$51,800
1.00	00000537	007291:Firefighter	\$57,599
1.00	00000538	007294:Fire Captain	\$103,085
1.00	00000541	007291:Firefighter	\$81,245
1.00	00000543	007291:Firefighter	\$64,269
1.00	00000544	007291:Firefighter	\$65,214
1.00	00000545	007291:Firefighter	\$81,245
1.00	00000546	007291:Firefighter	\$63,408
1.00	00000547	007291:Firefighter	\$59,030
1.00	00000550	007291:Firefighter	\$60,669
1.00	00000553	007290:Firefighter	\$45,090
1.00	00000555	007291:Firefighter	\$50,253
1.00	00000558	007291:Firefighter	\$64,473
1.00	00000561	007291:Firefighter	\$51,737
1.00	00000562	007291:Firefighter	\$81,245
1.00	00000568	007294:Fire Captain	\$103,085
1.00	00000569	007291:Firefighter	\$52,067
1.00	00000570	007291:Firefighter	\$60,613
1.00	00000572	007291:Firefighter	\$53,408
1.00	00000573	007291:Firefighter	\$53,770
1.00	00000576	007291:Firefighter	\$58,561
1.00	00000577	007290:Firefighter	\$45,329
1.00	00000578	007291:Firefighter	\$64,235
1.00	00000580	007291:Firefighter	\$53,131
1.00	00000582	007291:Firefighter	\$81,245
1.00	00000583	007291:Firefighter	\$56,534
1.00	00000584	007290:Firefighter	\$46,675
1.00	00000585	007290:Firefighter	\$47,274
1.00	00000586	007291:Firefighter	\$81,245
1.00	00000587	007291:Firefighter	\$58,138
1.00	00000589	007290:Firefighter	\$45,329
1.00	00000592	007294:Fire Captain	\$103,085
1.00	00000596	007291:Firefighter	\$50,451
1.00	00000597	007292:Driver Engineer	\$88,408
1.00	00000598	007291:Firefighter	\$54,132
1.00	00000600	007291:Firefighter	\$52,067
1.00	00000602	007291:Firefighter	\$61,315
1.00	00000603	007292:Driver Engineer	\$66,904
1.00	00000604	007292:Driver Engineer	\$88,408
1.00	00000609	007291:Firefighter	\$63,408
1.00	00000612	007292:Driver Engineer	\$67,332
1.00	00000614	007292:Driver Engineer	\$84,372
1.00	00000615	007291:Firefighter	\$60,669
1.00	00000616	007292:Driver Engineer	\$88,408
1.00	00000619	007292:Driver Engineer	\$88,408
1.00	00000622	007291:Firefighter	\$61,042

Salary Detail-All Funds (In Cost Center Order by Department)

CC 215200 Fire Station - Downtown Business Station 1

Proposed FTE	Position Number	Job	Amount
1.00	00000625	007292:Driver Engineer	\$85,187
1.00	00000627	007292:Driver Engineer	\$71,236
1.00	00000628	007291:Firefighter	\$65,611
1.00	00000631	007294:Fire Captain	\$103,085
1.00	00000632	007292:Driver Engineer	\$69,476
1.00	00000633	007291:Firefighter	\$57,812
1.00	00000635	007292:Driver Engineer	\$71,940
1.00	00000636	007292:Driver Engineer	\$66,249
1.00	00000637	007291:Firefighter	\$80,523
1.00	00000638	007291:Firefighter	\$52,267
1.00	00000640	007292:Driver Engineer	\$67,810
1.00	00000643	007292:Driver Engineer	\$77,317
1.00	00000644	007292:Driver Engineer	\$88,408
1.00	00000648	007292:Driver Engineer	\$88,408
1.00	00000651	007292:Driver Engineer	\$82,490
1.00	00000655	007292:Driver Engineer	\$88,408
1.00	00000656	007292:Driver Engineer	\$83,573
1.00	00000657	007292:Driver Engineer	\$88,228
1.00	00000658	007292:Driver Engineer	\$67,119
1.00	00000659	007292:Driver Engineer	\$88,408
1.00	00000661	007292:Driver Engineer	\$88,408
1.00	00000663	007292:Driver Engineer	\$86,277
1.00	00000664	007292:Driver Engineer	\$88,179
1.00	00000665	007292:Driver Engineer	\$88,408
1.00	00000666	007294:Fire Captain	\$103,085
1.00	00000670	007292:Driver Engineer	\$85,187
1.00	00000671	007291:Firefighter	\$52,396
1.00	00000672	007290:Firefighter	\$45,329
1.00	00000673	007292:Driver Engineer	\$88,408
1.00	00000674	007292:Driver Engineer	\$68,815
1.00	00000676	007292:Driver Engineer	\$88,408
1.00	00000679	007292:Driver Engineer	\$73,240
1.00	00000680	007292:Driver Engineer	\$64,829
1.00	00000684	007292:Driver Engineer	\$70,831
1.00	00000686	007291:Firefighter	\$59,271
1.00	00000687	007292:Driver Engineer	\$84,372
1.00	00000689	007292:Driver Engineer	\$88,408
1.00	00000691	007292:Driver Engineer	\$69,445
1.00	00000693	007291:Firefighter	\$61,315
1.00	00000695	007291:Firefighter	\$81,245
1.00	00000696	007292:Driver Engineer	\$66,904
1.00	00000697	007292:Driver Engineer	\$72,053
1.00	00000699	007292:Driver Engineer	\$70,831
1.00	00000700	007292:Driver Engineer	\$88,408
1.00	00000702	007292:Driver Engineer	\$88,408
1.00	00000703	007290:Firefighter	\$47,274
1.00	00000704	007291:Firefighter	\$64,903
1.00	00000706	007292:Driver Engineer	\$68,815
1.00	00000707	007291:Firefighter	\$57,235

Salary Detail-All Funds (In Cost Center Order by Department)

CC 215200 Fire Station - Downtown Business Station 1

Proposed FTE	Position Number	Job	Amount
1.00	00000709	007292:Driver Engineer	\$88,408
1.00	00000710	007292:Driver Engineer	\$88,408
1.00	00000712	007292:Driver Engineer	\$88,408
1.00	00000713	007291:Firefighter	\$52,067
1.00	00000717	007292:Driver Engineer	\$88,408
1.00	00000719	007292:Driver Engineer	\$88,408
1.00	00000720	007291:Firefighter	\$48,897
1.00	00000722	007292:Driver Engineer	\$88,408
1.00	00000724	007291:Firefighter	\$57,235
1.00	00000725	007292:Driver Engineer	\$88,408
1.00	00000726	007292:Driver Engineer	\$82,644
1.00	00000727	007292:Driver Engineer	\$71,913
1.00	00000733	007291:Firefighter	\$64,269
1.00	00000735	007292:Driver Engineer	\$78,254
1.00	00000736	007292:Driver Engineer	\$88,408
1.00	00000739	007292:Driver Engineer	\$75,429
1.00	00000741	007291:Firefighter	\$59,535
1.00	00000743	007292:Driver Engineer	\$86,860
1.00	00000744	007292:Driver Engineer	\$88,408
1.00	00000745	007292:Driver Engineer	\$88,408
1.00	00000746	007292:Driver Engineer	\$88,408
1.00	00000747	007292:Driver Engineer	\$88,408
1.00	00000748	007292:Driver Engineer	\$66,904
1.00	00000749	007292:Driver Engineer	\$62,774
1.00	00000750	007292:Driver Engineer	\$86,860
1.00	00000751	007292:Driver Engineer	\$88,408
1.00	00000752	007291:Firefighter	\$53,408
1.00	00000754	007291:Firefighter	\$51,737
1.00	00000756	007292:Driver Engineer	\$88,408
1.00	00000758	007292:Driver Engineer	\$82,977
1.00	00000763	007292:Driver Engineer	\$88,408
1.00	00000764	007292:Driver Engineer	\$88,408
1.00	00000769	007292:Driver Engineer	\$70,831
1.00	00000770	007294:Fire Captain	\$98,622
1.00	00000771	007292:Driver Engineer	\$86,860
1.00	00000772	007291:Firefighter	\$51,737
1.00	00000773	007292:Driver Engineer	\$62,774
1.00	00000774	007292:Driver Engineer	\$69,292
1.00	00000777	007294:Fire Captain	\$103,085
1.00	00000781	007292:Driver Engineer	\$88,408
1.00	00000782	007292:Driver Engineer	\$75,429
1.00	00000783	007290:Firefighter	\$45,329
1.00	00000785	007292:Driver Engineer	\$88,408
1.00	00000786	007292:Driver Engineer	\$88,408
1.00	00000787	007291:Firefighter	\$53,408
1.00	00000789	007292:Driver Engineer	\$88,408
1.00	00000790	007292:Driver Engineer	\$67,642
1.00	00000791	007294:Fire Captain	\$95,856
1.00	00000792	007294:Fire Captain	\$103,085

Salary Detail-All Funds (In Cost Center Order by Department)

CC 215200 Fire Station - Downtown Business Station 1

Proposed FTE	Position Number	Job	Amount
1.00	00000793	007294:Fire Captain	\$103,085
1.00	00000795	007294:Fire Captain	\$103,085
1.00	00000796	007294:Fire Captain	\$103,085
1.00	00000798	007294:Fire Captain	\$103,085
1.00	00000800	007291:Firefighter	\$81,245
1.00	00000801	007294:Fire Captain	\$103,085
1.00	00000802	007291:Firefighter	\$76,995
1.00	00000805	007294:Fire Captain	\$92,599
1.00	00000806	007294:Fire Captain	\$103,085
1.00	00000807	007294:Fire Captain	\$103,085
1.00	00000808	007294:Fire Captain	\$81,120
1.00	00000810	007291:Firefighter	\$53,408
1.00	00000811	007294:Fire Captain	\$103,085
1.00	00000813	007294:Fire Captain	\$86,164
1.00	00000814	007294:Fire Captain	\$103,085
1.00	00000815	007294:Fire Captain	\$103,085
1.00	00000816	007294:Fire Captain	\$103,085
1.00	00000819	007294:Fire Captain	\$103,085
1.00	00000820	007294:Fire Captain	\$103,085
1.00	00000824	007294:Fire Captain	\$103,085
1.00	00000825	007294:Fire Captain	\$103,085
1.00	00000826	007294:Fire Captain	\$94,559
1.00	00000828	007294:Fire Captain	\$103,085
1.00	00000830	007291:Firefighter	\$55,981
1.00	00000832	007294:Fire Captain	\$103,085
1.00	00000835	007294:Fire Captain	\$85,049
1.00	00000836	007294:Fire Captain	\$103,085
1.00	00000837	007294:Fire Captain	\$97,788
1.00	00000838	007294:Fire Captain	\$103,085
1.00	00000839	007292:Driver Engineer	\$88,408
1.00	00000843	007294:Fire Captain	\$103,085
1.00	00000844	007294:Fire Captain	\$103,085
1.00	00000845	007294:Fire Captain	\$103,085
1.00	00000847	007291:Firefighter	\$56,116
1.00	00000848	007294:Fire Captain	\$103,085
1.00	00000849	007290:Firefighter	\$45,504
1.00	00000850	007294:Fire Captain	\$99,583
1.00	00000853	007291:Firefighter	\$53,408
1.00	00000855	007294:Fire Captain	\$100,460
1.00	00000858	007294:Fire Captain	\$103,085
1.00	00000859	007295:District Fire Chief	\$108,378
1.00	00000861	007294:Fire Captain	\$103,085
1.00	00000862	007291:Firefighter	\$63,414
1.00	00000863	007294:Fire Captain	\$103,085
1.00	00000865	007294:Fire Captain	\$103,085
1.00	00000866	007294:Fire Captain	\$103,085
1.00	00000867	007294:Fire Captain	\$103,085
1.00	00000868	007294:Fire Captain	\$99,583
1.00	00000869	007294:Fire Captain	\$103,085

Salary Detail-All Funds (In Cost Center Order by Department)

CC 215200 Fire Station - Downtown Business Station 1

Proposed FTE	Position Number	Job	Amount
1.00	00000871	007294:Fire Captain	\$103,085
1.00	00000873	007294:Fire Captain	\$103,085
1.00	00000875	007294:Fire Captain	\$103,085
1.00	00000876	007294:Fire Captain	\$103,085
1.00	00000877	007294:Fire Captain	\$103,085
1.00	00000881	703200:Training Officer	\$103,085
1.00	00000882	007294:Fire Captain	\$103,085
1.00	00000883	007294:Fire Captain	\$103,085
1.00	00000884	007294:Fire Captain	\$103,085
1.00	00000886	007294:Fire Captain	\$103,085
1.00	00000892	007294:Fire Captain	\$103,085
1.00	00000893	007290:Firefighter	\$44,129
1.00	00000894	007294:Fire Captain	\$103,085
1.00	00000896	007294:Fire Captain	\$103,085
1.00	00000897	007294:Fire Captain	\$103,085
1.00	00000899	007294:Fire Captain	\$103,085
1.00	00000900	007295:District Fire Chief	\$114,716
1.00	00000903	007295:District Fire Chief	\$114,716
1.00	00000906	007295:District Fire Chief	\$114,716
1.00	00000909	007295:District Fire Chief	\$93,475
1.00	00000911	007295:District Fire Chief	\$114,716
1.00	00000913	007294:Fire Captain	\$81,120
1.00	00000915	007295:District Fire Chief	\$114,716
1.00	00000917	007295:District Fire Chief	\$114,716
1.00	00000924	007292:Driver Engineer	\$62,774
1.00	00001130	007292:Driver Engineer	\$85,642
1.00	00004714	007291:Firefighter	\$56,534
1.00	00006219	007294:Fire Captain	\$103,085
1.00	00006279	911700:Assistant Fire Chief - Operations	\$138,382
1.00	00006296	007292:Driver Engineer	\$69,657
1.00	00006297	007292:Driver Engineer	\$70,944
1.00	00006299	007292:Driver Engineer	\$66,230
1.00	00006300	007294:Fire Captain	\$103,085
1.00	00006301	007291:Firefighter	\$52,396
1.00	00006303	007291:Firefighter	\$81,245
1.00	00006361	007291:Firefighter	\$80,523
1.00	00006362	007294:Fire Captain	\$103,085
1.00	00006363	007294:Fire Captain	\$98,416
1.00	00006364	007290:Firefighter	\$45,504
1.00	00006471	007292:Driver Engineer	\$69,445
1.00	00006496	007291:Firefighter	\$59,030
1.00	00006498	007291:Firefighter	\$50,253
1.00	00006499	007290:Firefighter	\$45,329
1.00	00006567	007294:Fire Captain	\$97,029
1.00	00007042	007291:Firefighter	\$63,408
1.00	00007045	007291:Firefighter	\$52,067
1.00	00007046	007291:Firefighter	\$61,088
1.00	00007266	007292:Driver Engineer	\$88,408
1.00	00007269	007291:Firefighter	\$67,204

Salary Detail-All Funds (In Cost Center Order by Department)

CC 215200 Fire Station - Downtown Business Station 1

Proposed FTE	Position Number	Job	Amount
1.00	00007270	007291:Firefighter	\$65,214
1.00	00007477	007294:Fire Captain	\$103,085
1.00	00007478	007255:Fire Division Chief	\$123,053
1.00	00007479	007255:Fire Division Chief	\$123,053
1.00	00007480	007255:Fire Division Chief	\$123,053
1.00	00007500	007291:Firefighter	\$64,435
1.00	00007511	007294:Fire Captain	\$99,677
1.00	00007518	007294:Fire Captain	\$103,085
1.00	00007537	007291:Firefighter	\$62,752
1.00	00007587	007291:Firefighter	\$53,408
1.00	00007592	007291:Firefighter	\$62,752
1.00	00007795	007291:Firefighter	\$63,414
1.00	00008031	007295:District Fire Chief	\$106,705
1.00	00008191	007291:Firefighter	\$80,523
1.00	00008192	007291:Firefighter	\$66,750
1.00	00008193	007290:Firefighter	\$47,274
1.00	00008194	007291:Firefighter	\$51,737
1.00	00008195	007291:Firefighter	\$52,067
1.00	00008196	007291:Firefighter	\$81,245
1.00	00008197	007290:Firefighter	\$45,329
1.00	00008198	007291:Firefighter	\$63,414
1.00	00008199	007291:Firefighter	\$76,268
1.00	00008200	007291:Firefighter	\$80,523
1.00	00008201	007291:Firefighter	\$61,315
1.00	00008202	007291:Firefighter	\$50,253
1.00	00008204	007291:Firefighter	\$65,611
1.00	00008205	007291:Firefighter	\$65,214
1.00	00008206	007291:Firefighter	\$81,245
1.00	00008208	007291:Firefighter	\$52,067
1.00	00008209	007294:Fire Captain	\$103,085
1.00	00008210	007291:Firefighter	\$56,534
1.00	00008211	007290:Firefighter	\$45,504
1.00	00008358	007291:Firefighter	\$56,997
1.00	00008772	007290:Firefighter	\$47,274
1.00	00008773	007290:Firefighter	\$46,297
1.00	00008774	007291:Firefighter	\$61,088
1.00	00008775	007291:Firefighter	\$65,514
1.00	00008776	007291:Firefighter	\$52,067
1.00	00008777	007291:Firefighter	\$69,412
1.00	00008778	007291:Firefighter	\$56,534
1.00	00008779	007291:Firefighter	\$65,214
1.00	00008780	007291:Firefighter	\$59,271
1.00	00008781	007291:Firefighter	\$81,245
1.00	00008782	007291:Firefighter	\$53,131
1.00	00008783	007291:Firefighter	\$51,737
1.00	00008784	007291:Firefighter	\$66,353
1.00	00008785	007291:Firefighter	\$81,245
1.00	00008786	007290:Firefighter	\$45,504
1.00	00008787	007291:Firefighter	\$65,214

Salary Detail-All Funds (In Cost Center Order by Department)

CC 215200 Fire Station - Downtown Business Station 1

Proposed FTE	Position Number	Job	Amount
1.00	00008788	007290:Firefighter	\$45,329
1.00	00008987	700920:Rescue Division Chief	\$119,538
1.00	00009065	007291:Firefighter	\$64,435
1.00	00009066	007290:Firefighter	\$47,274
1.00	00009067	007291:Firefighter	\$81,245
1.00	00009068	007291:Firefighter	\$81,245
1.00	00009069	007290:Firefighter	\$44,129
1.00	00009070	007291:Firefighter	\$81,245
1.00	00009071	007291:Firefighter	\$59,271
1.00	00009121	007291:Firefighter	\$81,245
1.00	00009122	007291:Firefighter	\$81,245
1.00	00009123	007290:Firefighter	\$44,129
1.00	00009124	007291:Firefighter	\$81,245
1.00	00009125	007291:Firefighter	\$51,737
1.00	00009126	007291:Firefighter	\$60,669
1.00	00009127	007291:Firefighter	\$57,599
1.00	00009143	700500:Medical Support Officer	\$103,085
1.00	00009207	007291:Firefighter	\$65,214
1.00	00009208	007291:Firefighter	\$57,048
1.00	00009209	007291:Firefighter	\$52,067
1.00	00009210	007290:Firefighter	\$45,504
1.00	00009211	007291:Firefighter	\$51,324
1.00	00009212	007291:Firefighter	\$81,245
1.00	00009213	007291:Firefighter	\$55,623
1.00	00009320	007291:Firefighter	\$80,523
1.00	00009321	007291:Firefighter	\$59,854
1.00	00009322	007290:Firefighter	\$47,274
1.00	00009323	007291:Firefighter	\$55,981
1.00	00009324	007291:Firefighter	\$66,353
1.00	00009325	007290:Firefighter	\$47,274
1.00	00009326	007290:Firefighter	\$46,733
1.00	00009399	007291:Firefighter	\$50,045
1.00	00009501	709000:Fire Public Information Officer	\$92,662
1.00	00009503	007294:Fire Captain	\$103,085
1.00	00009504	007294:Fire Captain	\$103,085
1.00	00009505	007294:Fire Captain	\$103,085
1.00	00009506	007292:Driver Engineer	\$66,502
1.00	00009508	007292:Driver Engineer	\$64,829
1.00	00009630	007291:Firefighter	\$51,800
1.00	00009631	007291:Firefighter	\$52,067
1.00	00009632	007291:Firefighter	\$53,639
1.00	00009633	007291:Firefighter	\$60,047
1.00	00009634	007290:Firefighter	\$45,504
1.00	00009635	007291:Firefighter	\$64,435
1.00	00009636	007290:Firefighter	\$45,504
1.00	00009637	007291:Firefighter	\$52,067
1.00	00009638	007290:Firefighter	\$46,675
1.00	00009639	007291:Firefighter	\$55,981
1.00	00009640	007291:Firefighter	\$53,131

Salary Detail-All Funds (In Cost Center Order by Department)

CC 215200 Fire Station - Downtown Business Station 1

Proposed FTE	Position Number	Job	Amount
1.00	00009641	007291:Firefighter	\$55,981
1.00	00009642	007291:Firefighter	\$51,737
1.00	00009643	007291:Firefighter	\$55,981
1.00	00009644	007291:Firefighter	\$53,408
1.00	00009645	007291:Firefighter	\$55,623
1.00	00009646	007291:Firefighter	\$65,611
1.00	00009647	007290:Firefighter	\$46,297
1.00	00009648	007291:Firefighter	\$56,997
1.00	00009649	007291:Firefighter	\$59,030
1.00	00009965	007295:District Fire Chief	\$110,976
1.00	00009966	007295:District Fire Chief	\$108,698
1.00	00009967	007295:District Fire Chief	\$106,796
1.00	00009968	007294:Fire Captain	\$81,120
1.00	00009969	007294:Fire Captain	\$81,120
1.00	00009970	007294:Fire Captain	\$81,120
1.00	00009971	007294:Fire Captain	\$81,120
1.00	00009972	007294:Fire Captain	\$81,120
1.00	00009973	007294:Fire Captain	\$81,120
1.00	00009977	007292:Driver Engineer	\$62,774
1.00	00009978	007292:Driver Engineer	\$62,774
1.00	00009979	007292:Driver Engineer	\$62,774
1.00	00009980	007292:Driver Engineer	\$62,774
1.00	00009981	007292:Driver Engineer	\$62,774
1.00	00009982	007292:Driver Engineer	\$62,774
1.00	00009986	007290:Firefighter	\$46,297
1.00	00009987	007291:Firefighter	\$48,897
1.00	00009988	007290:Firefighter	\$46,297
1.00	00009989	007291:Firefighter	\$51,800
1.00	00009990	007291:Firefighter	\$48,897
1.00	00009991	007291:Firefighter	\$51,324
1.00	00009992	007290:Firefighter	\$46,297
1.00	00009993	007290:Firefighter	\$46,675
1.00	00009994	007290:Firefighter	\$46,297
1.00	00009995	007290:Firefighter	\$46,297
1.00	00009996	007290:Firefighter	\$46,297
1.00	00009997	007290:Firefighter	\$46,297
1.00	00009998	007290:Firefighter	\$47,274
1.00	00009999	007290:Firefighter	\$46,297
1.00	00010000	007290:Firefighter	\$46,675
1.00	00010001	007290:Firefighter	\$45,333
1.00	00010002	007290:Firefighter	\$45,333
1.00	00010003	007290:Firefighter	\$45,333
Total	473.00		\$34,337,635

CC 215300 Fire Station - Tampa Airport Station 2

Proposed FTE	Position Number	Job	Amount
1.00	00000360	007292:Driver Engineer	\$88,408
1.00	00000405	007290:Firefighter	\$44,129
1.00	00000407	007291:Firefighter	\$81,245

Salary Detail-All Funds (In Cost Center Order by Department)

CC 215300 Fire Station - Tampa Airport Station 2

Proposed FTE	Position Number	Job	Amount
1.00	00000421	007291:Firefighter	\$81,245
1.00	00000426	007291:Firefighter	\$66,533
1.00	00000450	007290:Firefighter	\$44,129
1.00	00000507	007292:Driver Engineer	\$85,000
1.00	00000512	007291:Firefighter	\$81,245
1.00	00000617	007292:Driver Engineer	\$88,408
1.00	00000621	007292:Driver Engineer	\$88,408
1.00	00000623	007292:Driver Engineer	\$88,408
1.00	00000681	007292:Driver Engineer	\$88,220
1.00	00000694	007292:Driver Engineer	\$88,408
1.00	00000740	007290:Firefighter	\$45,504
1.00	00000888	007294:Fire Captain	\$103,085
1.00	00000890	007294:Fire Captain	\$86,164
1.00	00000921	701800:Airport Fire Chief	\$125,528
1.00	00006217	007294:Fire Captain	\$103,085
1.00	00006218	007294:Fire Captain	\$98,473
1.00	00006703	007294:Fire Captain	\$103,085
1.00	00007044	007291:Firefighter	\$58,138
1.00	00007267	007292:Driver Engineer	\$62,774
1.00	00007520	007294:Fire Captain	\$103,085
1.00	00008203	007291:Firefighter	\$61,315
1.00	00008207	007292:Driver Engineer	\$88,408
1.00	00008793	000300:Office Support Specialist III	\$51,334
1.00	00008851	703300:Airport Training Officer	\$103,085
1.00	00009378	007291:Firefighter	\$64,435
1.00	00009507	007292:Driver Engineer	\$75,429
Total			\$2,346,714

CC 217300 Fire Station - New Tampa Fire Station 22

Proposed FTE	Position Number	Job	Amount
1.00	00009365	007291:Firefighter	\$64,738
1.00	00009366	007291:Firefighter	\$64,738
1.00	00009367	007290:Firefighter	\$44,129
1.00	00009368	007291:Firefighter	\$64,269
1.00	00009369	007291:Firefighter	\$64,738
1.00	00009370	007291:Firefighter	\$81,245
1.00	00009371	007290:Firefighter	\$45,329
1.00	00009372	007291:Firefighter	\$62,309
1.00	00009373	007291:Firefighter	\$51,319
1.00	00009374	007291:Firefighter	\$55,981
1.00	00009375	007291:Firefighter	\$62,122
1.00	00009376	007290:Firefighter	\$46,297
1.00	00009377	007290:Firefighter	\$47,274
1.00	00009379	007291:Firefighter	\$64,435
1.00	00009380	007291:Firefighter	\$64,435
1.00	00009381	007291:Firefighter	\$65,514
1.00	00009382	007291:Firefighter	\$57,599
1.00	00009383	007290:Firefighter	\$47,274
1.00	00009384	007291:Firefighter	\$81,245

Salary Detail-All Funds (In Cost Center Order by Department)

CC 217300 Fire Station - New Tampa Fire Station 22

Proposed FTE	Position Number	Job	Amount
1.00	00009385	007291:Firefighter	\$51,737
1.00	00009386	007291:Firefighter	\$50,253
1.00	00009387	007291:Firefighter	\$64,269
1.00	00009388	007291:Firefighter	\$62,150
1.00	00009389	007291:Firefighter	\$50,304
1.00	00009390	007291:Firefighter	\$59,854
1.00	00009391	007290:Firefighter	\$45,504
1.00	00009392	007291:Firefighter	\$64,269
1.00	00009393	007290:Firefighter	\$45,329
1.00	00009394	007290:Firefighter	\$46,297
1.00	00009395	007290:Firefighter	\$47,274
1.00	00009396	007290:Firefighter	\$46,675
1.00	00009397	007291:Firefighter	\$81,245
1.00	00009398	007290:Firefighter	\$45,329
1.00	00009400	007291:Firefighter	\$65,704
Total	34.00		\$1,961,184

CC 210300 Facilities Building Maintenance

Proposed FTE	Position Number	Job	Amount
1.00	00001142	642100:HVAC Mechanic I	\$60,459
1.00	00002229	006111:Maintenance Electrician I	\$56,440
1.00	00002931	630800:Building Maintenance Supervisor IV	\$82,681
1.00	00003480	630950:Facilities Manager	\$111,059
1.00	00003487	640100:Building Maintenance Tradesworker I	\$55,390
1.00	00003489	006111:Maintenance Electrician I	\$57,516
1.00	00003495	640300:Lead Building Maintenance Tradesworker	\$63,442
1.00	00003498	640100:Building Maintenance Tradesworker I	\$39,000
1.00	00003501	640300:Lead Building Maintenance Tradesworker	\$50,430
1.00	00003504	630800:Building Maintenance Supervisor IV	\$94,682
1.00	00003709	630800:Building Maintenance Supervisor IV	\$91,445
1.00	00003716	643000:Building Maintenance Inspections Specialist	\$78,936
1.00	00006256	006112:Maintenance Electrician II	\$66,092
1.00	00006462	643000:Building Maintenance Inspections Specialist	\$78,936
1.00	00007380	006022:Services Attendant II	\$32,093
1.00	00007903	630800:Building Maintenance Supervisor IV	\$74,658
1.00	00008438	640200:Building Maintenance Tradesworker II	\$53,082
1.00	00008468	640200:Building Maintenance Tradesworker II	\$59,693
1.00	00008471	006252:Automotive Equipment Operator II	\$47,403
1.00	00008472	644000:Facilities Management Planner/Scheduler	\$73,463
1.00	00008473	642200:HVAC Mechanic II	\$62,852
1.00	00008502	094100:Facilities Technician	\$45,098
1.00	00008506	006111:Maintenance Electrician I	\$49,224
1.00	00008508	630700:Building Maintenance Supervisor III	\$82,469
1.00	00008849	643000:Building Maintenance Inspections Specialist	\$66,879
1.00	00008870	006023:Services Attendant III	\$30,805
1.00	00008871	006023:Services Attendant III	\$30,805
1.00	00009145	642200:HVAC Mechanic II	\$63,967
1.00	00009146	642200:HVAC Mechanic II	\$66,693
1.00	00009147	642300:Lead HVAC Mechanic	\$75,878

Salary Detail-All Funds (In Cost Center Order by Department)

CC 210300 Facilities Building Maintenance

Proposed FTE	Position Number	Job	Amount
1.00	00009148	642300:Lead HVAC Mechanic	\$75,878
1.00	00009150	640200:Building Maintenance Tradesworker II	\$62,160
1.00	00009151	641200:Building Maintenance Plumber II	\$67,413
1.00	00009220	630800:Building Maintenance Supervisor IV	\$94,682
1.00	00009221	000293:Management Methods Analyst Supervisor	\$80,742
1.00	00009226	640100:Building Maintenance Tradesworker I	\$47,358
1.00	00009244	643000:Building Maintenance Inspections Specialist	\$74,107
1.00	00009442	094100:Facilities Technician	\$57,058
1.00	00009443	094100:Facilities Technician	\$44,822
1.00	00009444	094100:Facilities Technician	\$56,933
1.00	00009597	643100:Custodial Services Supervisor	\$40,269
1.00	00010004	640200:Building Maintenance Tradesworker II	\$43,805
1.00	00010005	640200:Building Maintenance Tradesworker II	\$43,805
1.00	00010006	640200:Building Maintenance Tradesworker II	\$43,805
Total	44.00		\$2,734,408

CC 210302 Facilities Parks and Recreation

Proposed FTE	Position Number	Job	Amount
1.00	00002440	006312:Maintenance Repairer II	\$50,624
1.00	00002441	006311:Maintenance Repairer I	\$47,403
1.00	00002445	006312:Maintenance Repairer II	\$46,034
1.00	00002886	006102:Welder Metal Worker II	\$59,925
1.00	00002888	006312:Maintenance Repairer II	\$55,390
1.00	00006763	006312:Maintenance Repairer II	\$54,350
1.00	00006822	006022:Services Attendant II	\$32,961
0.75	00076180	601100:Services Attendant I	\$19,734
0.75	00076184	601100:Services Attendant I	\$19,734
1.00	00009594	643100:Custodial Services Supervisor	\$42,926
1.00	00009595	643100:Custodial Services Supervisor	\$41,093
1.00	00009596	643100:Custodial Services Supervisor	\$57,344
1.00	00009598	630700:Building Maintenance Supervisor III	\$86,507
1.00	00009600	006357:Building Maintenance Supervisor III	\$60,794
1.00	00010061	601100:Services Attendant I	\$31,980
1.00	00010062	601100:Services Attendant I	\$37,586
1.00	00010063	601100:Services Attendant I	\$31,189
1.00	00010064	006022:Services Attendant II	\$28,434
1.00	00010065	094000:Work Order Technician	\$39,000
Total	18.50		\$843,007

CC 211000 City Attorney and Staff

Proposed FTE	Position Number	Job	Amount
1.00	00000026	807002:Legal Secretary II	\$51,156
1.00	00000029	807002:Legal Secretary II	\$60,614
1.00	00000030	000421:Executive Aide	\$74,236
1.00	00000031	009015:City Attorney	\$183,239
1.00	00000032	009011:Assistant City Attorney II	\$109,338
1.00	00000033	807300:Senior Assistant City Attorney	\$145,288
1.00	00000035	009013:Assistant City Attorney (P/T)	\$103,640

Salary Detail-All Funds (In Cost Center Order by Department)

CC 211000 City Attorney and Staff

Proposed FTE	Position Number	Job	Amount
1.00	00000036	807800:Chief Assistant City Attorney	\$151,154
1.00	00000038	807300:Senior Assistant City Attorney	\$145,288
1.00	00000040	807202:Assistant City Attorney III	\$125,120
1.00	00000041	807201:Assistant City Attorney I	\$73,718
1.00	00002921	009011:Assistant City Attorney II	\$101,164
1.00	00005065	807020:Paralegal	\$82,618
1.00	00005465	009011:Assistant City Attorney II	\$109,234
1.00	00005606	807202:Assistant City Attorney III	\$128,227
1.00	00006098	008070:Legal Secretary (U)	\$50,121
1.00	00006397	807201:Assistant City Attorney I	\$83,275
1.00	00007058	807300:Senior Assistant City Attorney	\$145,288
1.00	00007453	807300:Senior Assistant City Attorney	\$137,678
1.00	00007455	807020:Paralegal	\$66,090
1.00	00007456	807002:Legal Secretary II	\$56,508
1.00	00007970	807800:Chief Assistant City Attorney	\$158,470
1.00	00007997	009013:Assistant City Attorney (P/T)	\$75,047
1.00	00008010	807800:Chief Assistant City Attorney	\$159,557
1.00	00008398	000421:Executive Aide	\$67,914
1.00	00008399	807202:Assistant City Attorney III	\$123,013
1.00	00008488	807202:Assistant City Attorney III	\$118,505
1.00	00008489	008070:Legal Secretary (U)	\$51,841
1.00	00008490	807300:Senior Assistant City Attorney	\$145,288
1.00	00008491	807020:Paralegal	\$66,578
1.00	00009036	807300:Senior Assistant City Attorney	\$92,664
1.00	00009093	008070:Legal Secretary (U)	\$37,299
1.00	00009185	807300:Senior Assistant City Attorney	\$145,288
1.00	00009186	807300:Senior Assistant City Attorney	\$145,288
1.00	00009187	807002:Legal Secretary II	\$47,325
1.00	00009188	807002:Legal Secretary II	\$52,374
1.00	00009523	009011:Assistant City Attorney II	\$103,392
1.00	00009533	807020:Paralegal	\$82,618
0.50	00076252	009013:Assistant City Attorney (P/T)	\$56,212
Total	38.50		\$3,911,666

CC 243300 Wastewater Collections Administration

Proposed FTE	Position Number	Job	Amount
1.00	00003842	360400:Sewer Operations Planner/Scheduler	\$81,598
1.00	00003844	003650:Sewer Service Inspector	\$56,837
1.00	00003845	360200:Utility Technician II	\$67,413
1.00	00003847	360200:Utility Technician II	\$60,609
1.00	00003849	361100:Sewer Operations Engineering Support Technician	\$67,413
1.00	00003876	273100:Lead Sewer Service Inspector	\$64,804
1.00	00003879	360510:Wastewater Collection Yard Operations Supervisor	\$96,195
1.00	00003881	360500:Sewer Operations Team Leader	\$72,119
1.00	00003882	360000:Utility Technician Trainee	\$34,177
1.00	00003884	360100:Utility Technician I	\$52,721
1.00	00003885	360200:Utility Technician II	\$60,590
1.00	00003886	360200:Utility Technician II	\$66,650
1.00	00003888	360650:Wastewater Collections Asset Support Specialist	\$48,706

Salary Detail-All Funds (In Cost Center Order by Department)

CC 243300 Wastewater Collections Administration

Proposed FTE	Position Number	Job	Amount
1.00	00003891	360000:Utility Technician Trainee	\$33,985
1.00	00003894	360100:Utility Technician I	\$52,053
1.00	00003896	360200:Utility Technician II	\$64,418
1.00	00003897	360000:Utility Technician Trainee	\$34,243
1.00	00003900	095100:Lead Utilities Permitting Technician	\$64,896
1.00	00003902	360300:Utility Technician III	\$78,936
1.00	00003903	360000:Utility Technician Trainee	\$34,340
1.00	00003904	360100:Utility Technician I	\$44,341
1.00	00003906	360100:Utility Technician I	\$53,249
1.00	00003908	360300:Utility Technician III	\$73,539
1.00	00003912	000412:Administrative Assistant II	\$48,539
1.00	00003913	360100:Utility Technician I	\$47,644
1.00	00003914	360100:Utility Technician I	\$43,322
1.00	00003915	360100:Utility Technician I	\$41,475
1.00	00003917	360100:Utility Technician I	\$43,552
1.00	00003918	360100:Utility Technician I	\$52,710
1.00	00003920	360100:Utility Technician I	\$57,658
1.00	00003922	360100:Utility Technician I	\$47,855
1.00	00003923	360000:Utility Technician Trainee	\$47,403
1.00	00003925	360100:Utility Technician I	\$42,849
1.00	00003926	360200:Utility Technician II	\$56,932
1.00	00003931	360200:Utility Technician II	\$63,966
1.00	00003932	360500:Sewer Operations Team Leader	\$89,611
1.00	00003934	360100:Utility Technician I	\$42,125
1.00	00003938	360100:Utility Technician I	\$53,594
1.00	00003939	362100:Vehicle & Equipment Technician	\$47,403
1.00	00003940	360200:Utility Technician II	\$67,413
1.00	00003942	360200:Utility Technician II	\$56,662
1.00	00003943	360100:Utility Technician I	\$57,658
1.00	00003945	360000:Utility Technician Trainee	\$34,209
1.00	00003948	360200:Utility Technician II	\$65,173
1.00	00003949	360100:Utility Technician I	\$45,597
1.00	00003950	362750:Lead Utility Locator Technician	\$45,564
1.00	00003952	362600:Wastewater Collections Support Services Superviso	\$71,935
1.00	00003953	360000:Utility Technician Trainee	\$34,209
1.00	00003955	360200:Utility Technician II	\$67,413
1.00	00003957	360100:Utility Technician I	\$48,574
1.00	00003958	360000:Utility Technician Trainee	\$33,363
1.00	00003960	360100:Utility Technician I	\$50,240
1.00	00003961	360200:Utility Technician II	\$59,067
1.00	00003962	360100:Utility Technician I	\$45,939
1.00	00003963	000300:Office Support Specialist III	\$38,106
1.00	00003964	360200:Utility Technician II	\$67,413
1.00	00003966	003650:Sewer Service Inspector	\$46,680
1.00	00003974	362200:Departmental Vehicle & Equipment Coordinator	\$78,936
1.00	00003976	360100:Utility Technician I	\$50,668
1.00	00003999	362700:Utility Locator Technician	\$49,392
1.00	00004004	003650:Sewer Service Inspector	\$47,400
1.00	00004008	005014:Engineering Technician IV	\$94,682

Salary Detail-All Funds (In Cost Center Order by Department)

CC 243300 Wastewater Collections Administration

Proposed FTE	Position Number	Job	Amount
1.00	00004015	361100:Sewer Operations Engineering Support Technician	\$62,002
1.00	00004057	360100:Utility Technician I	\$42,837
1.00	00004077	361100:Sewer Operations Engineering Support Technician	\$49,737
1.00	00004116	360200:Utility Technician II	\$65,876
1.00	00004117	360100:Utility Technician I	\$48,193
1.00	00004120	360200:Utility Technician II	\$62,896
1.00	00004121	360200:Utility Technician II	\$64,071
1.00	00004122	360200:Utility Technician II	\$57,852
1.00	00004123	360000:Utility Technician Trainee	\$34,340
1.00	00004124	360100:Utility Technician I	\$42,203
1.00	00004125	360400:Sewer Operations Planner/Scheduler	\$61,394
1.00	00004126	360200:Utility Technician II	\$66,041
1.00	00004127	360200:Utility Technician II	\$67,413
1.00	00004130	360400:Sewer Operations Planner/Scheduler	\$81,224
1.00	00004132	361100:Sewer Operations Engineering Support Technician	\$51,335
1.00	00004133	360200:Utility Technician II	\$59,386
1.00	00004134	360300:Utility Technician III	\$69,542
1.00	00004137	360520:Wastewater Collection System Maintenance Superv	\$103,522
1.00	00004139	360100:Utility Technician I	\$41,300
1.00	00004141	360200:Utility Technician II	\$67,413
1.00	00004143	360200:Utility Technician II	\$53,765
1.00	00004144	360000:Utility Technician Trainee	\$33,891
1.00	00004145	360200:Utility Technician II	\$67,413
1.00	00004146	360000:Utility Technician Trainee	\$34,308
1.00	00004152	360100:Utility Technician I	\$51,720
1.00	00004153	360200:Utility Technician II	\$63,767
1.00	00004154	360100:Utility Technician I	\$42,432
1.00	00004155	362100:Vehicle & Equipment Technician	\$63,478
1.00	00004156	360200:Utility Technician II	\$60,056
1.00	00004157	360200:Utility Technician II	\$59,906
1.00	00004159	360300:Utility Technician III	\$66,663
1.00	00004160	360300:Utility Technician III	\$78,936
1.00	00004162	360000:Utility Technician Trainee	\$33,363
1.00	00004163	360100:Utility Technician I	\$46,109
1.00	00004165	360100:Utility Technician I	\$41,555
1.00	00004166	360200:Utility Technician II	\$59,414
1.00	00004168	360100:Utility Technician I	\$41,923
1.00	00004171	360100:Utility Technician I	\$44,599
1.00	00004173	360500:Sewer Operations Team Leader	\$81,743
1.00	00004174	360100:Utility Technician I	\$41,339
1.00	00004175	360100:Utility Technician I	\$47,940
1.00	00004176	360100:Utility Technician I	\$57,658
1.00	00004177	360100:Utility Technician I	\$53,886
1.00	00004178	360200:Utility Technician II	\$61,399
1.00	00004179	360100:Utility Technician I	\$54,031
1.00	00004180	360400:Sewer Operations Planner/Scheduler	\$80,740
1.00	00004181	360100:Utility Technician I	\$48,033
1.00	00004182	360100:Utility Technician I	\$46,533
1.00	00004187	000300:Office Support Specialist III	\$38,109

Salary Detail-All Funds (In Cost Center Order by Department)

CC 243300 Wastewater Collections Administration

Proposed FTE	Position Number	Job	Amount
1.00	00004218	361100:Sewer Operations Engineering Support Technician	\$49,399
1.00	00004223	362700:Utility Locator Technician	\$54,812
1.00	00004224	361150:Lead Sewer Operations Engineering Support Techn	\$53,790
1.00	00004231	362700:Utility Locator Technician	\$46,644
1.00	00004235	005106:Engineer II - Supervisory	\$85,622
1.00	00004745	362100:Vehicle & Equipment Technician	\$67,413
1.00	00004817	360100:Utility Technician I	\$45,260
1.00	00006291	360500:Sewer Operations Team Leader	\$73,526
1.00	00006345	360100:Utility Technician I	\$45,766
1.00	00006365	360500:Sewer Operations Team Leader	\$84,489
1.00	00006605	360800:Wastewater Operations Manager	\$122,138
1.00	00008789	360100:Utility Technician I	\$53,288
1.00	00008790	360400:Sewer Operations Planner/Scheduler	\$71,161
1.00	00008791	360100:Utility Technician I	\$42,390
1.00	00009409	030210:Certified Procurement Analyst	\$67,664
1.00	00003853	360000:Utility Technician Trainee	\$33,363
Total	127.00		\$7,196,773

CC 243500 Wastewater Engineering Administration

Proposed FTE	Position Number	Job	Amount
1.00	00003858	009120:Director of Wastewater	\$152,485
1.00	00003978	000421:Executive Aide	\$62,483
1.00	00003980	005112:Chief Engineer	\$125,528
1.00	00003984	005111:Professional Engineer	\$121,451
1.00	00003985	005101:Engineer I	\$66,787
1.00	00003986	005102:Engineer II	\$63,149
1.00	00003988	504310:Drafting Technician III (N/S)	\$78,936
1.00	00003991	005072:Drafting Technician II	\$72,762
1.00	00003993	095000:Utilities Permitting Technician	\$44,497
1.00	00003995	364000:Flow Crew Technician	\$62,522
1.00	00003996	005072:Drafting Technician II	\$72,842
1.00	00004000	364000:Flow Crew Technician	\$60,971
1.00	00004001	500310:Engineering Technician III (N/S)	\$78,936
1.00	00004002	510310:Engineer III (N/S)	\$86,833
1.00	00004003	005107:Engineer III (Electrical P E)	\$111,114
1.00	00004007	500310:Engineering Technician III (N/S)	\$78,936
1.00	00004010	005102:Engineer II	\$77,279
1.00	00004190	064100:GIS Analyst I	\$54,408
1.00	00004191	005104:Engineer IV	\$93,320
1.00	00004192	005102:Engineer II	\$73,977
1.00	00004200	005072:Drafting Technician II	\$70,027
1.00	00004201	005072:Drafting Technician II	\$72,842
1.00	00004202	005074:Drafting Technician IV	\$63,149
1.00	00004205	510310:Engineer III (N/S)	\$103,522
1.00	00004214	064100:GIS Analyst I	\$54,101
1.00	00006544	005102:Engineer II	\$75,321
1.00	00007692	005072:Drafting Technician II	\$72,842
1.00	00007694	005102:Engineer II	\$72,253
1.00	00007828	510310:Engineer III (N/S)	\$80,305

Salary Detail-All Funds (In Cost Center Order by Department)

CC 243500 Wastewater Engineering Administration

Proposed FTE	Position Number	Job	Amount
1.00	00008138	005071:Drafting Technician I	\$52,815
1.00	00008918	318100:Communications & Public Relations Specialist	\$78,998
1.00	00009449	095000:Utilities Permitting Technician	\$59,925
1.00	00009465	002000:Utility Administrative Support Technician	\$54,650
0.58	00085001	008303:Co-Op Student	\$16,182
0.60	00085003	008303:Co-Op Student	\$20,392
0.58	00085007	008303:Co-Op Student	\$19,543
0.98	00085009	008303:Co-Op Student	\$33,138
0.98	00085011	008303:Co-Op Student	\$33,138
Total	36.70		\$2,672,354

CC 244300 Wastewater Treatment Administration

Proposed FTE	Position Number	Job	Amount
1.00	00003901	094000:Work Order Technician	\$41,357
1.00	00003975	360100:Utility Technician I	\$44,597
1.00	00003987	000412:Administrative Assistant II	\$65,219
1.00	00004027	520200:Environmental Scientist II	\$71,384
1.00	00004028	310200:AWT Plant Technician II	\$67,413
1.00	00004029	003512:Lab Technician II	\$48,859
1.00	00004030	520300:Environmental Scientist III	\$90,501
1.00	00004032	003532:Field Services Technician II	\$72,842
1.00	00004036	310100:AWT Plant Technician I	\$45,010
1.00	00004039	311100:AWT Mechanical Specialist	\$94,684
1.00	00004040	310200:AWT Plant Technician II	\$67,413
1.00	00004041	310100:AWT Plant Technician I	\$42,099
1.00	00004042	310300:AWT Plant Technician III	\$75,878
1.00	00004043	310300:AWT Plant Technician III	\$75,878
1.00	00004045	310300:AWT Plant Technician III	\$75,878
1.00	00004047	310200:AWT Plant Technician II	\$54,923
1.00	00004048	310100:AWT Plant Technician I	\$50,206
1.00	00004049	310100:AWT Plant Technician I	\$46,845
1.00	00004054	310300:AWT Plant Technician III	\$63,394
1.00	00004055	000300:Office Support Specialist III	\$35,901
1.00	00004058	310200:AWT Plant Technician II	\$61,402
1.00	00004059	310200:AWT Plant Technician II	\$60,896
1.00	00004060	310100:AWT Plant Technician I	\$48,377
1.00	00004061	310100:AWT Plant Technician I	\$55,501
1.00	00004063	520200:Environmental Scientist II	\$63,612
1.00	00004068	310300:AWT Plant Technician III	\$75,878
1.00	00004070	310200:AWT Plant Technician II	\$61,598
1.00	00004075	310100:AWT Plant Technician I	\$44,110
1.00	00004079	520100:Environmental Scientist I	\$53,581
1.00	00004087	310200:AWT Plant Technician II	\$60,619
1.00	00004088	310200:AWT Plant Technician II	\$67,413
1.00	00004090	310300:AWT Plant Technician III	\$75,878
1.00	00004094	310300:AWT Plant Technician III	\$66,012
1.00	00004095	310100:AWT Plant Technician I	\$55,388
1.00	00004096	310100:AWT Plant Technician I	\$54,339
1.00	00004099	310100:AWT Plant Technician I	\$59,925

Salary Detail-All Funds (In Cost Center Order by Department)

CC 244300 Wastewater Treatment Administration

Proposed FTE	Position Number	Job	Amount
1.00	00004100	310300:AWT Plant Technician III	\$75,878
1.00	00004101	310200:AWT Plant Technician II	\$54,138
1.00	00004102	310200:AWT Plant Technician II	\$57,134
1.00	00004103	310100:AWT Plant Technician I	\$50,956
1.00	00004104	310300:AWT Plant Technician III	\$75,878
1.00	00004105	310300:AWT Plant Technician III	\$75,878
1.00	00004106	310200:AWT Plant Technician II	\$63,170
1.00	00004108	310100:AWT Plant Technician I	\$43,097
1.00	00004109	310100:AWT Plant Technician I	\$50,336
1.00	00004110	310100:AWT Plant Technician I	\$42,099
1.00	00004111	095000:Utilities Permitting Technician	\$42,935
1.00	00004112	310100:AWT Plant Technician I	\$52,613
1.00	00004136	312100:AWT Electrical Specialist	\$70,179
1.00	00004151	310100:AWT Plant Technician I	\$45,145
1.00	00004183	310200:AWT Plant Technician II	\$47,403
1.00	00004185	360300:Utility Technician III	\$68,071
1.00	00004239	003412:Wastewater Plant Operator II	\$64,896
1.00	00004244	003532:Field Services Technician II	\$67,939
1.00	00004246	003512:Lab Technician II	\$49,024
1.00	00004853	310300:AWT Plant Technician III	\$61,080
1.00	00004854	310100:AWT Plant Technician I	\$54,099
1.00	00004855	310300:AWT Plant Technician III	\$75,878
1.00	00004856	310100:AWT Plant Technician I	\$45,767
1.00	00004857	310200:AWT Plant Technician II	\$60,919
1.00	00004882	310300:AWT Plant Technician III	\$75,878
1.00	00005289	351500:Environmental Lab Supervisor	\$103,522
1.00	00005386	310300:AWT Plant Technician III	\$73,177
1.00	00005397	310100:AWT Plant Technician I	\$48,051
1.00	00005400	310200:AWT Plant Technician II	\$58,487
1.00	00005403	310200:AWT Plant Technician II	\$55,594
1.00	00005404	310100:AWT Plant Technician I	\$42,975
1.00	00005405	310100:AWT Plant Technician I	\$45,961
1.00	00005518	310100:AWT Plant Technician I	\$43,137
1.00	00005559	310300:AWT Plant Technician III	\$75,878
1.00	00005567	310100:AWT Plant Technician I	\$53,937
1.00	00005577	310100:AWT Plant Technician I	\$46,637
1.00	00005578	310100:AWT Plant Technician I	\$54,644
1.00	00005595	310300:AWT Plant Technician III	\$75,878
1.00	00005596	310300:AWT Plant Technician III	\$75,878
1.00	00005599	310200:AWT Plant Technician II	\$55,052
1.00	00005602	310100:AWT Plant Technician I	\$42,099
1.00	00005603	310100:AWT Plant Technician I	\$47,633
1.00	00006344	003532:Field Services Technician II	\$72,842
1.00	00006347	310100:AWT Plant Technician I	\$55,733
1.00	00006392	310300:AWT Plant Technician III	\$75,878
1.00	00006402	310100:AWT Plant Technician I	\$57,016
1.00	00006405	310100:AWT Plant Technician I	\$45,057
1.00	00006406	310100:AWT Plant Technician I	\$44,068
1.00	00006700	310100:AWT Plant Technician I	\$42,099

Salary Detail-All Funds (In Cost Center Order by Department)

CC 244300 Wastewater Treatment Administration

Proposed FTE	Position Number	Job	Amount
1.00	00007023	310300:AWT Plant Technician III	\$63,643
1.00	00007466	310200:AWT Plant Technician II	\$64,413
1.00	00007467	310100:AWT Plant Technician I	\$48,005
1.00	00007468	310100:AWT Plant Technician I	\$46,895
1.00	00007469	310100:AWT Plant Technician I	\$53,845
1.00	00007679	310300:AWT Plant Technician III	\$75,878
1.00	00007817	310300:AWT Plant Technician III	\$75,878
1.00	00007818	310300:AWT Plant Technician III	\$75,878
1.00	00007819	310100:AWT Plant Technician I	\$42,099
1.00	00007820	310200:AWT Plant Technician II	\$55,267
1.00	00007821	310100:AWT Plant Technician I	\$44,195
1.00	00007973	310200:AWT Plant Technician II	\$51,958
1.00	00007976	310100:AWT Plant Technician I	\$59,925
1.00	00007977	003512:Lab Technician II	\$45,559
1.00	00007978	310100:AWT Plant Technician I	\$48,166
1.00	00007979	310200:AWT Plant Technician II	\$58,671
1.00	00007980	310100:AWT Plant Technician I	\$47,759
1.00	00007984	351500:Environmental Lab Supervisor	\$103,522
1.00	00007985	520200:Environmental Scientist II	\$65,747
1.00	00007987	003512:Lab Technician II	\$46,154
1.00	00007988	310100:AWT Plant Technician I	\$44,999
1.00	00008114	310200:AWT Plant Technician II	\$67,413
1.00	00008115	316100:AWT Operations Specialist	\$100,006
1.00	00008116	310100:AWT Plant Technician I	\$47,348
1.00	00008118	310100:AWT Plant Technician I	\$43,057
1.00	00008120	310200:AWT Plant Technician II	\$65,627
1.00	00008121	310200:AWT Plant Technician II	\$67,413
1.00	00008122	310300:AWT Plant Technician III	\$65,586
1.00	00008123	310100:AWT Plant Technician I	\$43,137
1.00	00008124	310300:AWT Plant Technician III	\$75,878
1.00	00008152	310300:AWT Plant Technician III	\$75,878
1.00	00008153	310200:AWT Plant Technician II	\$62,494
1.00	00008155	310300:AWT Plant Technician III	\$63,357
1.00	00008301	310200:AWT Plant Technician II	\$58,668
1.00	00008302	310100:AWT Plant Technician I	\$51,678
1.00	00008361	310300:AWT Plant Technician III	\$75,878
1.00	00008887	317100:AWT Planner/Scheduler	\$83,099
1.00	00008888	317100:AWT Planner/Scheduler	\$88,784
1.00	00008889	317100:AWT Planner/Scheduler	\$82,942
1.00	00008890	317100:AWT Planner/Scheduler	\$100,006
1.00	00008891	310610:AWT Shift Supervisor	\$103,522
1.00	00008892	310610:AWT Shift Supervisor	\$101,245
1.00	00008893	310610:AWT Shift Supervisor	\$69,056
1.00	00008894	310610:AWT Shift Supervisor	\$81,979
1.00	00008895	312100:AWT Electrical Specialist	\$100,006
1.00	00008896	312200:AWT Instrumentation & Controls Specialist	\$100,006
1.00	00008897	312200:AWT Instrumentation & Controls Specialist	\$76,984
1.00	00008898	316100:AWT Operations Specialist	\$70,179
1.00	00008899	316100:AWT Operations Specialist	\$100,006

Salary Detail-All Funds (In Cost Center Order by Department)

CC 244300 Wastewater Treatment Administration

Proposed FTE	Position Number	Job	Amount
1.00	00008900	311100:AWT Mechanical Specialist	\$100,006
1.00	00008902	314100:AWT Power Facility Specialist	\$100,006
1.00	00008905	319120:Utility Systems Compliance Specialist	\$103,522
1.00	00008906	313100:AWT Pump Station Specialist	\$100,006
1.00	00008907	310900:Wastewater Treatment Plant Manager	\$132,247
1.00	00008908	313520:Wastewater Plant Maintenance Supervisor	\$74,090
1.00	00008910	310950:Wastewater Plant Operations Supervisor	\$94,884
1.00	00008911	310700:AWT Team Leader	\$79,224
1.00	00008912	310700:AWT Team Leader	\$103,522
1.00	00008913	310700:AWT Team Leader	\$103,522
1.00	00008914	310700:AWT Team Leader	\$103,522
1.00	00008915	310700:AWT Team Leader	\$103,522
1.00	00009461	310610:AWT Shift Supervisor	\$87,422
1.00	00009462	310610:AWT Shift Supervisor	\$81,029
1.00	00009476	000300:Office Support Specialist III	\$50,236
0.98	00085008	008303:Co-Op Student	\$33,138
1.00	00009593	056101:Safety & Loss Prevention Specialist	\$70,602
1.00	00009569	643000:Building Maintenance Inspections Specialist	\$55,390
1.00	00009570	056101:Safety & Loss Prevention Specialist	\$57,678
1.00	00004098	094000:Work Order Technician	\$54,843
Total	153.98		\$10,084,539

CC 239400 Solid Waste Administration

Proposed FTE	Position Number	Job	Amount
1.00	00001795	389800:Solid Waste Administrative Chief	\$107,421
1.00	00001798	009125:Solid Waste Director	\$152,127
1.00	00002020	388600:Solid Waste Quality Control Supervisor	\$81,130
1.00	00002211	389900:Solid Waste Operations Chief	\$84,094
1.00	00007093	065000:Departmental Projects Specialist	\$84,886
1.00	00007095	389700:Solid Waste Asset Supervisor	\$78,998
1.00	00007405	000200:Office Support Specialist II	\$45,594
1.00	00007952	000421:Executive Aide	\$82,381
1.00	00010073	000300:Office Support Specialist III	\$35,901
Total	9.00		\$752,532

CC 239600 Solid Waste Cart Management

Proposed FTE	Position Number	Job	Amount
1.00	00001833	006252:Automotive Equipment Operator II	\$47,403
1.00	00008741	006252:Automotive Equipment Operator II	\$40,751
1.00	00008974	006252:Automotive Equipment Operator II	\$36,632
Total	3.00		\$124,786

CC 239700 Solid Waste Code Enforcement

Proposed FTE	Position Number	Job	Amount
1.00	00001947	250210:Certified Code Enforcement Officer	\$60,323
1.00	00007406	250210:Certified Code Enforcement Officer	\$54,958
1.00	00007440	250210:Certified Code Enforcement Officer	\$50,621

Salary Detail-All Funds (In Cost Center Order by Department)

CC 239700 Solid Waste Code Enforcement

	Proposed FTE	Position Number	Job	Amount
	1.00	00008383	250210:Certified Code Enforcement Officer	\$56,556
	1.00	00008384	250210:Certified Code Enforcement Officer	\$57,457
	1.00	00008976	388500:Solid Waste Code Enforcement Supervisor	\$82,618
Total	6.00			\$362,531

CC 239800 Solid Waste Commercial Ft-load

	Proposed FTE	Position Number	Job	Amount
	1.00	00001802	000300:Office Support Specialist III	\$36,536
	1.00	00007060	382100:Roll-Off Truck Driver	\$57,764
	1.00	00007100	384100:Automated Collection Driver	\$54,503
	1.00	00007102	384100:Automated Collection Driver	\$59,925
	1.00	00007132	384100:Automated Collection Driver	\$59,925
	1.00	00007136	384100:Automated Collection Driver	\$43,818
	1.00	00007137	384100:Automated Collection Driver	\$50,225
	1.00	00007151	384100:Automated Collection Driver	\$50,960
	1.00	00007154	384100:Automated Collection Driver	\$59,925
	1.00	00007160	384100:Automated Collection Driver	\$59,925
	1.00	00007167	384200:Lead Automated Collection Driver	\$64,896
	1.00	00007169	384100:Automated Collection Driver	\$56,205
	1.00	00007170	381920:Solid Waste Commercial Services Supt	\$84,504
	1.00	00008751	384100:Automated Collection Driver	\$59,925
	1.00	00009265	380700:Solid Waste Supervisor	\$72,197
	1.00	00010041	006022:Services Attendant II	\$28,434
	1.00	00010059	Unassigned Job Code	\$30,805
Total	17.00			\$930,469

CC 239900 Solid Waste Commercial Cart Collection

	Proposed FTE	Position Number	Job	Amount
	1.00	00007092	003811:Refuse Collector-Driver	\$47,403
	1.00	00007120	384200:Lead Automated Collection Driver	\$58,824
	1.00	00007179	003811:Refuse Collector-Driver	\$47,403
	1.00	00007233	384100:Automated Collection Driver	\$44,434
	1.00	00007240	003805:Solid Waste Driver Loader	\$49,211
	1.00	00009294	006022:Services Attendant II	\$30,370
Total	6.00			\$277,646

CC 240100 Solid Waste Container Maintenance

	Proposed FTE	Position Number	Job	Amount
	1.00	00002062	006102:Welder Metal Worker II	\$45,885
	1.00	00002093	006311:Maintenance Repairer I	\$46,901
	1.00	00004721	006102:Welder Metal Worker II	\$59,925
	1.00	00006287	006252:Automotive Equipment Operator II	\$47,403
	1.00	00008743	006141:Electrical Technician I	\$64,896
Total	5.00			\$265,011

Salary Detail-All Funds (In Cost Center Order by Department)

CC 240200 Solid Waste Special Services

Proposed FTE	Position Number	Job	Amount
1.00	00001825	381000:Solid Waste Specialty Equipment Operator	\$41,265
1.00	00005093	381000:Solid Waste Specialty Equipment Operator	\$52,621
1.00	00007226	381000:Solid Waste Specialty Equipment Operator	\$42,256
1.00	00008580	381000:Solid Waste Specialty Equipment Operator	\$44,160
1.00	00009156	381000:Solid Waste Specialty Equipment Operator	\$55,320
1.00	00009157	381000:Solid Waste Specialty Equipment Operator	\$42,939
1.00	00009269	381000:Solid Waste Specialty Equipment Operator	\$55,390
Total	7.00		\$333,952

CC 240300 Solid Waste Facility Maintenance

Proposed FTE	Position Number	Job	Amount
1.00	00001971	006022:Services Attendant II	\$29,744
1.00	00002134	003722:Fleet Mechanic II	\$50,455
1.00	00002168	006311:Maintenance Repairer I	\$35,529
1.00	00006208	006022:Services Attendant II	\$40,456
1.00	00007949	003713:Master Fleet Mechanic III	\$70,179
1.00	00007951	006022:Services Attendant II	\$40,456
1.00	00009445	094000:Work Order Technician	\$39,000
1.00	00009611	389550:Solid Waste Yard Operations Coordinator	\$67,683
Total	8.00		\$373,502

CC 240400 Solid Waste Environmental Coordination

Proposed FTE	Position Number	Job	Amount
1.00	00006622	000300:Office Support Specialist III	\$37,990
1.00	00007506	522200:Environmental Specialist II	\$86,507
1.00	00008157	005106:Engineer II - Supervisory	\$98,987
1.00	00009155	005501:Environmental Specialist I	\$74,824
1.00	00009609	002711:Refuse Service Inspector	\$55,390
Total	5.00		\$353,699

CC 240500 Solid Waste McKay Bay

Proposed FTE	Position Number	Job	Amount
1.00	00005449	510310:Engineer III (N/S)	\$103,522
Total	1.00		\$103,522

CC 240700 Solid Waste Curbside Recycling

Proposed FTE	Position Number	Job	Amount
1.00	00006285	380700:Solid Waste Supervisor	\$48,235
1.00	00007104	384100:Automated Collection Driver	\$44,261
1.00	00007121	384100:Automated Collection Driver	\$48,185
1.00	00007142	384200:Lead Automated Collection Driver	\$51,507
1.00	00007150	003805:Solid Waste Driver Loader	\$39,665
1.00	00007228	384100:Automated Collection Driver	\$42,099
1.00	00007234	003805:Solid Waste Driver Loader	\$38,182
1.00	00007236	384100:Automated Collection Driver	\$48,908
1.00	00007238	384100:Automated Collection Driver	\$54,598

Salary Detail-All Funds (In Cost Center Order by Department)

CC 240700 Solid Waste Curbside Recycling

	Proposed FTE	Position Number	Job	Amount
	1.00	00007953	384100:Automated Collection Driver	\$48,418
	1.00	00008748	384100:Automated Collection Driver	\$49,022
	1.00	00008754	384100:Automated Collection Driver	\$59,925
	1.00	00008755	003805:Solid Waste Driver Loader	\$39,626
	1.00	00008971	384100:Automated Collection Driver	\$49,304
	1.00	00009164	384100:Automated Collection Driver	\$47,651
	1.00	00009272	384100:Automated Collection Driver	\$42,099
	1.00	00009277	384100:Automated Collection Driver	\$49,022
	1.00	00009283	384100:Automated Collection Driver	\$58,793
Total	18.00			\$859,500

CC 240800 Solid Waste Recycling Program

	Proposed FTE	Position Number	Job	Amount
	1.00	00007954	386300:Recycling Coordinator	\$56,236
	1.00	00009497	386000:Recycling Specialist	\$45,594
Total	2.00			\$101,830

CC 241000 Solid Waste Residential Garbage

	Proposed FTE	Position Number	Job	Amount
	1.00	00001944	380700:Solid Waste Supervisor	\$72,197
	1.00	00002139	000300:Office Support Specialist III	\$35,901
	1.00	00006294	380700:Solid Waste Supervisor	\$69,948
	1.00	00007097	003805:Solid Waste Driver Loader	\$38,255
	1.00	00007098	384100:Automated Collection Driver	\$59,925
	1.00	00007105	384100:Automated Collection Driver	\$59,925
	1.00	00007113	003805:Solid Waste Driver Loader	\$40,457
	1.00	00007115	003805:Solid Waste Driver Loader	\$38,538
	1.00	00007118	384100:Automated Collection Driver	\$57,571
	1.00	00007122	384100:Automated Collection Driver	\$45,096
	1.00	00007123	003852:Solid Waste Driver Loader - SR	\$64,896
	1.00	00007125	384100:Automated Collection Driver	\$59,925
	1.00	00007128	384100:Automated Collection Driver	\$46,583
	1.00	00007131	003805:Solid Waste Driver Loader	\$39,914
	1.00	00007133	003805:Solid Waste Driver Loader	\$39,663
	1.00	00007134	384100:Automated Collection Driver	\$59,925
	1.00	00007138	003805:Solid Waste Driver Loader	\$39,626
	1.00	00007141	384100:Automated Collection Driver	\$59,925
	1.00	00007148	384100:Automated Collection Driver	\$52,775
	1.00	00007149	384100:Automated Collection Driver	\$52,575
	1.00	00007156	384100:Automated Collection Driver	\$59,925
	1.00	00007157	384100:Automated Collection Driver	\$59,925
	1.00	00007162	384100:Automated Collection Driver	\$59,925
	1.00	00007166	384100:Automated Collection Driver	\$54,572
	1.00	00007168	384100:Automated Collection Driver	\$50,338
	1.00	00007171	381910:Solid Waste Residential Services Supt	\$99,083
	1.00	00007229	384100:Automated Collection Driver	\$56,170
	1.00	00007231	384200:Lead Automated Collection Driver	\$64,588
	1.00	00007232	384100:Automated Collection Driver	\$44,853

Salary Detail-All Funds (In Cost Center Order by Department)

CC 241000 Solid Waste Residential Garbage

Proposed FTE	Position Number	Job	Amount
1.00	00007237	384100:Automated Collection Driver	\$47,860
1.00	00007239	003805:Solid Waste Driver Loader	\$45,437
1.00	00007404	384100:Automated Collection Driver	\$59,925
1.00	00007946	384100:Automated Collection Driver	\$58,793
1.00	00008747	003805:Solid Waste Driver Loader	\$39,527
1.00	00008749	384100:Automated Collection Driver	\$59,925
1.00	00008750	003805:Solid Waste Driver Loader	\$40,051
1.00	00008753	003805:Solid Waste Driver Loader	\$39,156
1.00	00008757	003805:Solid Waste Driver Loader	\$40,965
1.00	00008969	384100:Automated Collection Driver	\$53,108
1.00	00008970	003805:Solid Waste Driver Loader	\$42,245
1.00	00008972	384200:Lead Automated Collection Driver	\$64,896
1.00	00009158	003805:Solid Waste Driver Loader	\$40,577
1.00	00009159	384100:Automated Collection Driver	\$44,121
1.00	00009160	384100:Automated Collection Driver	\$49,301
1.00	00009161	384100:Automated Collection Driver	\$55,846
1.00	00009162	384200:Lead Automated Collection Driver	\$64,896
1.00	00009163	384100:Automated Collection Driver	\$45,560
1.00	00009165	384100:Automated Collection Driver	\$59,925
1.00	00009166	384100:Automated Collection Driver	\$59,925
1.00	00009167	384100:Automated Collection Driver	\$46,985
1.00	00009168	384100:Automated Collection Driver	\$59,925
1.00	00009169	380700:Solid Waste Supervisor	\$72,197
1.00	00009267	384100:Automated Collection Driver	\$42,818
1.00	00009273	384100:Automated Collection Driver	\$49,022
1.00	00009274	384100:Automated Collection Driver	\$55,017
1.00	00009275	384100:Automated Collection Driver	\$49,022
1.00	00009496	094000:Work Order Technician	\$55,390
Total	57.00		\$3,025,409

CC 241100 Solid Waste Residential Yard Waste

Proposed FTE	Position Number	Job	Amount
1.00	00001873	003811:Refuse Collector-Driver	\$33,363
1.00	00001876	003811:Refuse Collector-Driver	\$34,209
1.00	00002114	003811:Refuse Collector-Driver	\$33,363
1.00	00002120	006022:Services Attendant II	\$40,456
1.00	00005217	380700:Solid Waste Supervisor	\$48,235
1.00	00006278	006022:Services Attendant II	\$40,456
1.00	00006284	006252:Automotive Equipment Operator II	\$34,925
1.00	00007119	384200:Lead Automated Collection Driver	\$63,609
1.00	00007127	003811:Refuse Collector-Driver	\$47,403
1.00	00007146	003805:Solid Waste Driver Loader	\$37,586
1.00	00007947	003811:Refuse Collector-Driver	\$33,363
1.00	00009270	003805:Solid Waste Driver Loader	\$37,586
1.00	00009271	003805:Solid Waste Driver Loader	\$38,300
1.00	00009280	003811:Refuse Collector-Driver	\$33,363
1.00	00009281	003811:Refuse Collector-Driver	\$33,363
1.00	00009282	003811:Refuse Collector-Driver	\$34,865
1.00	00009284	003811:Refuse Collector-Driver	\$45,194

Salary Detail-All Funds (In Cost Center Order by Department)

CC 241100 Solid Waste Residential Yard Waste

	Proposed FTE	Position Number	Job	Amount
	1.00	00009286	003811:Refuse Collector-Driver	\$40,677
	1.00	00009287	003811:Refuse Collector-Driver	\$33,363
	1.00	00009288	003811:Refuse Collector-Driver	\$33,363
	1.00	00009289	003811:Refuse Collector-Driver	\$37,745
	1.00	00009290	384100:Automated Collection Driver	\$46,851
	1.00	00009292	006022:Services Attendant II	\$33,471
	1.00	00009293	006022:Services Attendant II	\$37,437
Total	24.00			\$932,547

CC 241200 Solid Waste Roll off and Compactors

	Proposed FTE	Position Number	Job	Amount
	1.00	00007103	382100:Roll-Off Truck Driver	\$55,454
	1.00	00007106	382100:Roll-Off Truck Driver	\$59,925
	1.00	00007126	382100:Roll-Off Truck Driver	\$46,321
	1.00	00007140	003852:Solid Waste Driver Loader - SR	\$64,896
	1.00	00007158	382100:Roll-Off Truck Driver	\$42,099
	1.00	00007161	382200:Lead Roll-Off Truck Driver	\$63,036
	1.00	00007164	382100:Roll-Off Truck Driver	\$52,326
	1.00	00007225	006252:Automotive Equipment Operator II	\$41,888
	1.00	00007230	382100:Roll-Off Truck Driver	\$47,450
	1.00	00007235	382100:Roll-Off Truck Driver	\$48,814
	1.00	00008742	382100:Roll-Off Truck Driver	\$54,987
	1.00	00009266	380700:Solid Waste Supervisor	\$72,150
Total	12.00			\$649,346

CC 241300 Solid Waste Scale House

	Proposed FTE	Position Number	Job	Amount
	1.00	00007180	383100:Scalehouse Specialist	\$37,584
	1.00	00007181	383100:Scalehouse Specialist	\$40,273
	1.00	00007182	383100:Scalehouse Specialist	\$47,398
	1.00	00007183	383100:Scalehouse Specialist	\$38,165
	1.00	00007184	383600:Scalehouse Supervisor	\$63,149
	0.50	00073277	383100:Scalehouse Specialist	\$17,041
Total	5.50			\$243,611

CC 241500 Solid Waste Transfer Station

	Proposed FTE	Position Number	Job	Amount
	1.00	00001904	006252:Automotive Equipment Operator II	\$33,363
	1.00	00001949	380700:Solid Waste Supervisor	\$52,177
	1.00	00001961	006022:Services Attendant II	\$40,456
	1.00	00002027	381000:Solid Waste Specialty Equipment Operator	\$41,942
	1.00	00002028	381000:Solid Waste Specialty Equipment Operator	\$55,390
	1.00	00007159	384100:Automated Collection Driver	\$59,925
	1.00	00007227	381000:Solid Waste Specialty Equipment Operator	\$47,484
	1.00	00007449	003801:Brush Site Attendant	\$40,456
	1.00	00008758	380700:Solid Waste Supervisor	\$68,209
	1.00	00008973	381000:Solid Waste Specialty Equipment Operator	\$55,390

Salary Detail-All Funds (In Cost Center Order by Department)

CC 241500 Solid Waste Transfer Station

Proposed FTE	Position Number	Job	Amount
1.00	00009170	381000:Solid Waste Specialty Equipment Operator	\$40,072
1.00	00009268	384200:Lead Automated Collection Driver	\$57,801
1.00	00009291	381000:Solid Waste Specialty Equipment Operator	\$50,960
1.00	00010070	381000:Solid Waste Specialty Equipment Operator	\$39,000
1.00	00010071	381000:Solid Waste Specialty Equipment Operator	\$39,000
Total	15.00		\$721,625

CC 241600 Solid Waste Contracts

Proposed FTE	Position Number	Job	Amount
1.00	00001803	000290:Management Methods Analyst	\$58,767
1.00	00001804	385000:Contract Monitor	\$55,768
1.00	00006654	000290:Management Methods Analyst	\$82,618
1.00	00007172	385600:Audit & Contracts Supervisor	\$74,525
Total	4.00		\$271,678

CC 241700 Solid Waste Centralize Dispatch

Proposed FTE	Position Number	Job	Amount
1.00	00002061	389000:Solid Waste Dispatcher	\$37,461
1.00	00007153	389000:Solid Waste Dispatcher	\$45,873
1.00	00007883	389750:Solid Waste Planner Scheduler	\$59,925
1.00	00009264	389600:Solid Waste Logistics Supervisor	\$42,099
1.00	00009446	094000:Work Order Technician	\$40,516
1.00	00009448	094000:Work Order Technician	\$48,617
1.00	00009715	389750:Solid Waste Planner Scheduler	\$63,272
1.00	00010060	094000:Work Order Technician	\$47,235
1.00	00010072	094000:Work Order Technician	\$45,526
Total	9.00		\$430,523

CC 244400 Water Department Administration

Proposed FTE	Position Number	Job	Amount
1.00	00004256	009130:Water Department Director	\$152,485
1.00	00006422	000421:Executive Aide	\$66,958
Total	2.00		\$219,442

CC 244600 Water Capital Costs Distribution

Proposed FTE	Position Number	Job	Amount
1.00	00004369	360100:Utility Technician I	\$47,088
1.00	00004394	360200:Utility Technician II	\$54,802
1.00	00004430	360300:Utility Technician III	\$73,453
1.00	00004436	360100:Utility Technician I	\$53,590
1.00	00004465	360300:Utility Technician III	\$72,488
1.00	00004479	360300:Utility Technician III	\$78,936
1.00	00006205	360000:Utility Technician Trainee	\$34,209
1.00	00007242	360300:Utility Technician III	\$78,936
Total	8.00		\$493,502

Salary Detail-All Funds (In Cost Center Order by Department)

CC 244800 Water Department Engineering

Proposed FTE	Position Number	Job	Amount
1.00	00004259	500310:Engineering Technician III (N/S)	\$78,936
1.00	00004263	005072:Drafting Technician II	\$72,842
1.00	00004319	510310:Engineer III (N/S)	\$103,522
1.00	00004352	095000:Utilities Permitting Technician	\$46,061
1.00	00004360	005112:Chief Engineer	\$125,528
1.00	00004396	005072:Drafting Technician II	\$72,842
1.00	00004462	005072:Drafting Technician II	\$72,842
1.00	00004750	064100:GIS Analyst I	\$50,482
1.00	00005147	510310:Engineer III (N/S)	\$103,522
1.00	00005148	000300:Office Support Specialist III	\$51,334
1.00	00006407	005111:Professional Engineer	\$113,340
1.00	00006424	005111:Professional Engineer	\$103,001
1.00	00006779	510310:Engineer III (N/S)	\$78,825
1.00	00006785	500310:Engineering Technician III (N/S)	\$55,390
1.00	00007185	500310:Engineering Technician III (N/S)	\$65,335
1.00	00007729	510310:Engineer III (N/S)	\$75,095
1.00	00008926	005102:Engineer II	\$63,149
1.00	00008981	005102:Engineer II	\$69,220
1.00	00008982	504310:Drafting Technician III (N/S)	\$78,936
0.63	00085002	008303:Co-Op Student	\$21,242
0.63	00085012	008303:Co-Op Student	\$21,242
1.00	00009583	005101:Engineer I	\$64,269
1.00	00009622	095000:Utilities Permitting Technician	\$59,925
1.00	00009685	005103:Engineer III	\$89,559
1.00	00009686	510310:Engineer III (N/S)	\$69,056
1.00	00009687	095000:Utilities Permitting Technician	\$44,511
1.00	00009688	500310:Engineering Technician III (N/S)	\$55,390
1.00	00009689	000300:Office Support Specialist III	\$38,132
1.00	00009690	005074:Drafting Technician IV	\$82,530
1.00	00009571	005101:Engineer I	\$59,312
1.00	00010079	005072:Drafting Technician II	\$51,334
1.00	00010080	005101:Engineer I	\$57,678
1.00	00010081	005101:Engineer I	\$57,678
1.00	00010082	005101:Engineer I	\$57,678
1.00	00010083	005101:Engineer I	\$57,678
1.00	00010084	005072:Drafting Technician II	\$51,334
Total	35.25		\$2,418,750

CC 245000 Water Distribution Billing

Proposed FTE	Position Number	Job	Amount
1.00	00000129	000212:Customer Service Representative II	\$57,658
1.00	00000137	000211:Customer Service Representative I	\$51,334
1.00	00000141	000211:Customer Service Representative I	\$51,334
1.00	00000150	000211:Customer Service Representative I	\$44,389
1.00	00000154	000200:Office Support Specialist II	\$45,594
1.00	00000166	001300:Customer Service Clerk III	\$45,594
1.00	00000170	000100:Office Support Specialist I	\$40,456
1.00	00007050	000211:Customer Service Representative I	\$51,334
1.00	00007054	000211:Customer Service Representative I	\$44,089

Salary Detail-All Funds (In Cost Center Order by Department)

CC 245000 Water Distribution Billing

Proposed FTE	Position Number	Job	Amount
1.00	00007055	000211:Customer Service Representative I	\$35,901
1.00	00008143	000211:Customer Service Representative I	\$36,867
1.00	00009154	000100:Office Support Specialist I	\$40,456
1.00	00009453	000212:Customer Service Representative II	\$55,183
1.00	00009414	001615:Supervisor - Billing Credit & Collections	\$88,392
Total	14.00		\$688,579

CC 245100 Water Distribution Call Services

Proposed FTE	Position Number	Job	Amount
1.00	00000127	000201:Accounts/Properties Collector	\$47,403
1.00	00000128	000201:Accounts/Properties Collector	\$47,403
1.00	00000136	000211:Customer Service Representative I	\$51,334
1.00	00000138	000211:Customer Service Representative I	\$38,838
1.00	00000147	000211:Customer Service Representative I	\$39,911
1.00	00000165	000211:Customer Service Representative I	\$38,016
1.00	00000178	000201:Accounts/Properties Collector	\$47,403
1.00	00000179	000201:Accounts/Properties Collector	\$47,403
1.00	00004351	000211:Customer Service Representative I	\$51,334
1.00	00004353	000211:Customer Service Representative I	\$37,936
1.00	00004896	000211:Customer Service Representative I	\$42,062
1.00	00005610	000211:Customer Service Representative I	\$40,938
1.00	00007047	000211:Customer Service Representative I	\$39,728
1.00	00007048	000211:Customer Service Representative I	\$51,334
1.00	00007049	000211:Customer Service Representative I	\$51,334
1.00	00007051	000211:Customer Service Representative I	\$37,936
1.00	00007053	000211:Customer Service Representative I	\$41,472
1.00	00007390	000211:Customer Service Representative I	\$51,334
1.00	00007831	000211:Customer Service Representative I	\$36,867
1.00	00008008	000211:Customer Service Representative I	\$37,936
1.00	00008009	000201:Accounts/Properties Collector	\$44,770
1.00	00008572	000211:Customer Service Representative I	\$51,334
1.00	00008578	000211:Customer Service Representative I	\$51,334
1.00	00008739	000211:Customer Service Representative I	\$37,276
1.00	00009416	001625:Supervisor-Credit, Collections & Call Center Operati	\$94,346
1.00	00009417	341500:Supervisor - Safety Support & Consumer Services	\$94,682
1.00	00009418	001610:Assistant Supervisor -Credit and Collections	\$70,505
1.00	00009419	001620:Assistant Supervisor - Call Ctr Operations	\$73,352
1.00	00009451	000211:Customer Service Representative I	\$40,484
1.00	00009452	000211:Customer Service Representative I	\$35,901
1.00	00009454	000212:Customer Service Representative II	\$48,025
1.00	00009455	000212:Customer Service Representative II	\$44,932
1.00	00009480	000211:Customer Service Representative I	\$38,726
1.00	00009481	000211:Customer Service Representative I	\$42,020
1.00	00009482	000211:Customer Service Representative I	\$37,276
1.00	00009483	000211:Customer Service Representative I	\$42,043
1.00	00009484	000211:Customer Service Representative I	\$35,901
1.00	00009485	000211:Customer Service Representative I	\$37,904
1.00	00009486	000211:Customer Service Representative I	\$39,683
1.00	00009487	000211:Customer Service Representative I	\$37,936

Salary Detail-All Funds (In Cost Center Order by Department)

CC 245100 Water Distribution Call Services

	Proposed FTE	Position Number	Job	Amount
	0.50	00076190	000211:Customer Service Representative I	\$19,008
	1.00	00010056	000211:Customer Service Representative I	\$35,901
Total	41.50			\$1,931,264

CC 245400 Water Distribution Reactive Operations

	Proposed FTE	Position Number	Job	Amount
	1.00	00004287	360100:Utility Technician I	\$50,266
	1.00	00004298	360100:Utility Technician I	\$53,127
	1.00	00004301	360000:Utility Technician Trainee	\$33,954
	1.00	00004325	360100:Utility Technician I	\$57,658
	1.00	00004364	360100:Utility Technician I	\$57,658
	1.00	00004365	360100:Utility Technician I	\$43,224
	1.00	00004373	360100:Utility Technician I	\$49,795
	1.00	00004377	360100:Utility Technician I	\$43,230
	1.00	00004378	360200:Utility Technician II	\$67,413
	1.00	00004380	360200:Utility Technician II	\$54,837
	1.00	00004391	360200:Utility Technician II	\$50,531
	1.00	00004392	360100:Utility Technician I	\$51,298
	1.00	00004400	360000:Utility Technician Trainee	\$34,146
	1.00	00004401	360300:Utility Technician III	\$74,647
	1.00	00004403	360300:Utility Technician III	\$65,737
	1.00	00004406	360300:Utility Technician III	\$71,835
	1.00	00004413	360300:Utility Technician III	\$65,475
	1.00	00004428	360100:Utility Technician I	\$41,223
	1.00	00004429	360100:Utility Technician I	\$47,400
	1.00	00004458	360100:Utility Technician I	\$57,658
	1.00	00004468	360100:Utility Technician I	\$52,358
	1.00	00004470	360200:Utility Technician II	\$63,635
	1.00	00005137	360100:Utility Technician I	\$51,863
	1.00	00005144	360100:Utility Technician I	\$43,230
	1.00	00005151	000300:Office Support Specialist III	\$35,901
	1.00	00006557	360000:Utility Technician Trainee	\$33,954
	1.00	00006850	360100:Utility Technician I	\$51,692
	1.00	00006851	360100:Utility Technician I	\$43,879
	1.00	00007186	360300:Utility Technician III	\$60,882
	1.00	00007243	360300:Utility Technician III	\$67,283
	1.00	00007395	360100:Utility Technician I	\$57,658
	1.00	00007396	360300:Utility Technician III	\$78,936
	1.00	00007397	360100:Utility Technician I	\$43,406
	1.00	00007730	360300:Utility Technician III	\$68,462
	1.00	00008606	360200:Utility Technician II	\$52,829
	1.00	00008651	360300:Utility Technician III	\$64,062
	1.00	00009342	360100:Utility Technician I	\$50,707
	1.00	00009343	360100:Utility Technician I	\$57,658
	1.00	00009489	360100:Utility Technician I	\$41,300
	1.00	00009490	360300:Utility Technician III	\$63,754
	1.00	00009492	360100:Utility Technician I	\$53,309
	1.00	00009556	340700:Water Distribution Oper Supv	\$105,064
	1.00	00009581	340500:Water Distribution Team Leader	\$75,452

Salary Detail-All Funds (In Cost Center Order by Department)

CC 245400 Water Distribution Reactive Operations

	Proposed FTE	Position Number	Job	Amount
	1.00	00009582	340500:Water Distribution Team Leader	\$75,494
Total	44.00			\$2,463,878

CC 245500 Water Distribution Reactive Service Response

	Proposed FTE	Position Number	Job	Amount
	1.00	00000194	370300:Water Meter Service Attendant III	\$47,403
	1.00	00000195	370300:Water Meter Service Attendant III	\$47,403
	1.00	00000196	370300:Water Meter Service Attendant III	\$47,403
	1.00	00000197	370300:Water Meter Service Attendant III	\$36,568
	1.00	00000198	370300:Water Meter Service Attendant III	\$47,403
	1.00	00005323	370300:Water Meter Service Attendant III	\$33,363
	1.00	00006965	370300:Water Meter Service Attendant III	\$47,403
	1.00	00008459	370300:Water Meter Service Attendant III	\$42,788
	1.00	00008943	370300:Water Meter Service Attendant III	\$47,355
Total	9.00			\$397,091

CC 245600 Water Distribution Support Operations

	Proposed FTE	Position Number	Job	Amount
	1.00	00004348	340400:Water Distribution Planner/Scheduler	\$81,372
	1.00	00004362	360100:Utility Technician I	\$51,236
	1.00	00004379	360300:Utility Technician III	\$75,522
	1.00	00004382	340400:Water Distribution Planner/Scheduler	\$63,911
	1.00	00004421	006333:Equipment Mechanic III	\$47,653
	1.00	00004422	006334:Equipment Mechanic IV	\$62,338
	1.00	00004431	510310:Engineer III (N/S)	\$69,056
	1.00	00004452	360200:Utility Technician II	\$67,413
	1.00	00005344	003695:Water Distribution & Consumer Services Manager	\$131,789
	1.00	00006251	340500:Water Distribution Team Leader	\$70,498
	1.00	00006419	005501:Environmental Specialist I	\$57,016
	1.00	00006594	094000:Work Order Technician	\$47,767
	1.00	00008817	522200:Environmental Specialist II	\$82,107
	1.00	00009297	002000:Utility Administrative Support Technician	\$50,433
	1.00	00009298	002000:Utility Administrative Support Technician	\$55,759
	1.00	00009401	005501:Environmental Specialist I	\$59,738
	1.00	00009413	340500:Water Distribution Team Leader	\$70,203
	1.00	00009450	094000:Work Order Technician	\$55,390
	1.00	00009467	094000:Work Order Technician	\$55,390
Total	19.00			\$1,254,592

CC 245700 Water Preventative Maintenance Meter Reading

	Proposed FTE	Position Number	Job	Amount
	1.00	00000157	370200:Water Meter Service Attendant II	\$43,805
	1.00	00000159	370100:Water Meter Service Attendant I	\$29,099
	1.00	00000160	370100:Water Meter Service Attendant I	\$39,463
	1.00	00000184	370100:Water Meter Service Attendant I	\$28,434
	1.00	00000187	370100:Water Meter Service Attendant I	\$30,024
	1.00	00000188	370100:Water Meter Service Attendant I	\$29,017

Salary Detail-All Funds (In Cost Center Order by Department)

CC 245700 Water Preventative Maintenance Meter Reading

Proposed FTE	Position Number	Job	Amount
1.00	0000191	370100:Water Meter Service Attendant I	\$31,729
1.00	00005390	370100:Water Meter Service Attendant I	\$29,126
1.00	00006964	370200:Water Meter Service Attendant II	\$30,805
1.00	00007256	001300:Customer Service Clerk III	\$45,594
1.00	00007570	370100:Water Meter Service Attendant I	\$29,878
1.00	00008275	370100:Water Meter Service Attendant I	\$32,767
1.00	00009051	370200:Water Meter Service Attendant II	\$35,046
1.00	00009580	340500:Water Distribution Team Leader	\$84,364
Total	14.00		\$519,150

CC 245800 Water Preventative Maintenance Operations

Proposed FTE	Position Number	Job	Amount
1.00	00004248	360100:Utility Technician I	\$47,898
1.00	00004355	360100:Utility Technician I	\$51,165
1.00	00004357	360100:Utility Technician I	\$57,658
1.00	00004371	360000:Utility Technician Trainee	\$34,146
1.00	00004376	006022:Services Attendant II	\$40,456
1.00	00004381	360100:Utility Technician I	\$53,223
1.00	00004388	360100:Utility Technician I	\$47,653
1.00	00004398	360100:Utility Technician I	\$45,761
1.00	00004404	360100:Utility Technician I	\$46,386
1.00	00004405	360100:Utility Technician I	\$51,542
1.00	00004419	360100:Utility Technician I	\$57,658
1.00	00004449	360100:Utility Technician I	\$57,658
1.00	00004451	360100:Utility Technician I	\$57,658
1.00	00004453	360000:Utility Technician Trainee	\$33,985
1.00	00004459	360300:Utility Technician III	\$78,936
1.00	00004464	360100:Utility Technician I	\$41,223
1.00	00004480	360100:Utility Technician I	\$51,737
1.00	00005152	360200:Utility Technician II	\$64,629
1.00	00006204	360100:Utility Technician I	\$57,658
1.00	00006292	360100:Utility Technician I	\$49,260
1.00	00006348	006332:Equipment Mechanic II	\$49,213
1.00	00006852	360100:Utility Technician I	\$57,658
1.00	00006873	360100:Utility Technician I	\$55,315
1.00	00007187	360100:Utility Technician I	\$41,418
1.00	00007391	360100:Utility Technician I	\$50,902
1.00	00007392	360100:Utility Technician I	\$54,137
1.00	00008802	360100:Utility Technician I	\$57,658
1.00	00009063	360300:Utility Technician III	\$69,971
1.00	00009064	360100:Utility Technician I	\$51,007
1.00	00009491	360100:Utility Technician I	\$47,686
1.00	00004448	340500:Water Distribution Team Leader	\$75,264
Total	31.00		\$1,636,516

CC 245900 Water Production Administration

Proposed FTE	Position Number	Job	Amount
1.00	00006601	339800:Water Production Manager	\$131,025

Salary Detail-All Funds (In Cost Center Order by Department)

CC 245900 Water Production Administration

	Proposed FTE	Position Number	Job	Amount
	1.00	00009493	002000:Utility Administrative Support Technician	\$48,090
Total	2.00			\$179,114

CC 246000 Water Production Maintenance

	Proposed FTE	Position Number	Job	Amount
	1.00	00004327	324500:Plant Maintenance Supervisor	\$74,090
	1.00	00004386	334100:Materials Coordinator	\$57,658
	1.00	00008600	334500:Contracts/Procurement Supervisor	\$78,099
	1.00	00008604	333600:Mechanical/Electrical Supervisor	\$102,703
	1.00	00008613	333400:Mechanical/Electrical Technician (TL)	\$55,390
	1.00	00008614	333400:Mechanical/Electrical Technician (TL)	\$78,936
	1.00	00008615	333400:Mechanical/Electrical Technician (TL)	\$78,936
	1.00	00008616	333400:Mechanical/Electrical Technician (TL)	\$75,527
	1.00	00008642	332300:Electrician	\$75,878
	1.00	00008643	332300:Electrician	\$57,431
	1.00	00008644	332300:Electrician	\$54,613
	1.00	00008645	332300:Electrician	\$64,924
	1.00	00008652	334100:Materials Coordinator	\$57,658
	1.00	00008657	334100:Materials Coordinator	\$57,658
	1.00	00008658	332200:Plant Mechanic	\$52,071
	1.00	00008659	332200:Plant Mechanic	\$50,753
	1.00	00008660	332200:Plant Mechanic	\$49,403
	1.00	00008661	332200:Plant Mechanic	\$64,896
	1.00	00008662	332200:Plant Mechanic	\$49,555
	1.00	00008663	332200:Plant Mechanic	\$50,658
	1.00	00008664	332200:Plant Mechanic	\$45,594
	1.00	00008665	332200:Plant Mechanic	\$64,896
	1.00	00010074	006022:Services Attendant II	\$28,434
	1.00	00010075	006022:Services Attendant II	\$28,434
Total	24.00			\$1,454,192

CC 246100 Water Production Treatment

	Proposed FTE	Position Number	Job	Amount
	1.00	00004297	314500:Water Plant Operations Supervisor	\$121,451
	1.00	00004426	331000:Production Equipment Operator	\$49,213
	1.00	00008603	331500:Instrumentation & Control Supervisor	\$69,056
	1.00	00008607	331600:Production Supervisor	\$87,538
	1.00	00008608	331750:Production Shift Supervisor	\$69,056
	1.00	00008617	331400:Production Technician IV (TL)	\$78,936
	1.00	00008618	331750:Production Shift Supervisor	\$69,056
	1.00	00008619	331750:Production Shift Supervisor	\$69,056
	1.00	00008620	331400:Production Technician IV (TL)	\$78,936
	1.00	00008621	331400:Production Technician IV (TL)	\$78,936
	1.00	00008626	331300:Production Technician III	\$72,842
	1.00	00008627	331300:Production Technician III	\$61,577
	1.00	00008628	331300:Production Technician III	\$71,083
	1.00	00008629	331300:Production Technician III	\$56,553
	1.00	00008630	331300:Production Technician III	\$68,730

Salary Detail-All Funds (In Cost Center Order by Department)

CC 246100 Water Production Treatment

Proposed FTE	Position Number	Job	Amount
1.00	00008631	333100:I & C Electrical Technician	\$60,004
1.00	00008632	331300:Production Technician III	\$54,936
1.00	00008636	333100:I & C Electrical Technician	\$75,878
1.00	00008637	333103:I & C Electrical Technician (2/3 Trained)	\$61,301
1.00	00008638	333100:I & C Electrical Technician	\$75,878
1.00	00008639	333100:I & C Electrical Technician	\$75,878
1.00	00008641	333103:I & C Electrical Technician (2/3 Trained)	\$58,887
1.00	00008646	331102:Production Technician I (1/2 Trained)	\$41,299
1.00	00008647	331100:Production Technician I	\$44,684
1.00	00008648	331100:Production Technician I	\$41,911
1.00	00008649	331100:Production Technician I	\$57,658
1.00	00008650	331202:Production Technician II (1/2 Trained)	\$51,742
1.00	00008666	331101:Production Technician I (No Training)	\$38,538
1.00	00008667	331200:Production Technician II	\$60,828
1.00	00008668	331200:Production Technician II	\$64,896
1.00	00008669	331200:Production Technician II	\$60,355
1.00	00008670	331200:Production Technician II	\$50,099
1.00	00008671	331200:Production Technician II	\$45,594
1.00	00008804	731000:Utility Facility Security Officer	\$64,896
1.00	00008805	731000:Utility Facility Security Officer	\$46,826
1.00	00008806	731000:Utility Facility Security Officer	\$48,502
1.00	00008807	731000:Utility Facility Security Officer	\$64,896
1.00	00008977	731500:Water Department Security & Safety Coordinator	\$86,907
1.00	00009061	731000:Utility Facility Security Officer	\$49,899
1.00	00009062	731100:Water Plant Security System Specialist	\$75,878
Total			\$2,560,189

CC 246200 Water Technical Service

Proposed FTE	Position Number	Job	Amount
1.00	00004299	335100:Distribution Technician I	\$48,699
1.00	00004320	351700:Water Quality Assurance Officer	\$136,895
1.00	00007738	350000:Lab Assistant	\$46,272
1.00	00008298	000200:Office Support Specialist II	\$44,665
1.00	00008602	336400:Lab Quality Control Scientist	\$57,678
1.00	00008605	336600:Lab Supervisor	\$103,522
1.00	00008609	335500:Field Quality Supervisor	\$69,459
1.00	00008610	336300:Senior Environmental Scientist	\$86,507
1.00	00008611	336300:Senior Environmental Scientist	\$86,507
1.00	00008612	336300:Senior Environmental Scientist	\$74,040
1.00	00008623	335200:Distribution Technician II	\$43,805
1.00	00008624	335200:Distribution Technician II	\$48,829
1.00	00008625	335200:Distribution Technician II	\$56,561
1.00	00008633	336200:Environmental Scientist	\$67,832
1.00	00008634	336200:Environmental Scientist	\$75,566
1.00	00008635	336200:Environmental Scientist	\$60,374
1.00	00008653	335100:Distribution Technician I	\$36,639
1.00	00008654	335100:Distribution Technician I	\$51,334
1.00	00008655	335100:Distribution Technician I	\$51,334
1.00	00008672	336100:Environmental Technician	\$59,925

Salary Detail-All Funds (In Cost Center Order by Department)

CC 246200 Water Technical Service

Proposed FTE	Position Number	Job	Amount
1.00	00008673	336100:Environmental Technician	\$59,925
1.00	00008675	336100:Environmental Technician	\$51,511
1.00	00009540	339850:Operations Scheduling Technician	\$65,287
1.00	00009541	339830:Water Treatment Researcher	\$72,468
0.98	00085006	008303:Co-Op Student	\$33,138
1.00	00010076	335100:Distribution Technician I	\$35,901
1.00	00010077	335100:Distribution Technician I	\$35,901
1.00	00010078	336100:Environmental Technician	\$42,099
Total	27.98		\$1,702,672

CC 225600 Parks and Recreation Arts and Culture Team

Proposed FTE	Position Number	Job	Amount
1.00	00002459	001153:Recreation Leader III	\$40,541
1.00	00002759	001153:Recreation Leader III	\$53,310
1.00	00006005	001152:Recreation Leader II	\$33,449
1.00	00006478	118400:Special Programs Leader IV	\$57,658
1.00	00006740	116400:Parks & Recreation Team Supervisor II	\$94,682
1.00	00008812	118200:Special Programs Leader II	\$32,847
1.00	00008813	118200:Special Programs Leader II	\$33,606
1.00	00009097	118300:Special Programs Leader III	\$44,131
1.00	00009153	118300:Special Programs Leader III	\$40,355
1.00	00009201	116200:Parks & Recreation Site Supervisor II	\$68,599
1.00	00009475	116100:Parks & Recreation Site Supervisor I	\$49,418
0.63	00073051	001151:Recreation Leader I	\$16,852
0.75	00073272	001151:Recreation Leader I	\$21,556
0.75	00073279	118100:Special Programs Leader I	\$19,734
0.75	00073282	118100:Special Programs Leader I	\$26,314
0.63	00073333	001151:Recreation Leader I	\$16,445
0.75	00076123	118200:Special Programs Leader II	\$24,425
0.75	00076124	118200:Special Programs Leader II	\$24,542
0.88	00084008	008105:Seasonal Recreation Leader	\$3,754
0.88	00084009	008105:Seasonal Recreation Leader	\$3,754
0.88	00084010	008105:Seasonal Recreation Leader	\$3,754
1.00	00084012	008105:Seasonal Recreation Leader	\$4,290
0.88	00084013	008105:Seasonal Recreation Leader	\$3,754
0.88	00084014	008105:Seasonal Recreation Leader	\$3,754
1.00	00084015	008105:Seasonal Recreation Leader	\$4,290
0.88	00084016	008105:Seasonal Recreation Leader	\$3,754
0.88	00084017	008105:Seasonal Recreation Leader	\$3,754
1.00	00084018	008105:Seasonal Recreation Leader	\$4,290
0.88	00084019	008105:Seasonal Recreation Leader	\$3,754
1.00	00084020	008105:Seasonal Recreation Leader	\$4,290
0.88	00084021	008105:Seasonal Recreation Leader	\$3,754
0.88	00084063	008105:Seasonal Recreation Leader	\$3,754
1.00	00009576	116100:Parks & Recreation Site Supervisor I	\$56,069
1.00	00009666	118300:Special Programs Leader III	\$39,686
1.00	00009667	118200:Special Programs Leader II	\$41,452
0.75	00076239	118100:Special Programs Leader I	\$21,683
0.75	00076240	118100:Special Programs Leader I	\$19,734

Salary Detail-All Funds (In Cost Center Order by Department)

CC 225600 Parks and Recreation Arts and Culture Team

	Proposed FTE	Position Number	Job	Amount
	1.00	00084443	008105:Seasonal Recreation Leader	\$4,290
Total	34.25			\$936,075

CC 225700 Parks and Recreation Budget

	Proposed FTE	Position Number	Job	Amount
	1.00	00002257	009085:Director of Parks & Recreation	\$152,485
	1.00	00002714	108600:Parks and Recreation Special Events Superintende	\$97,985
	1.00	00002726	000400:Office Support Specialist IV	\$40,456
	1.00	00002922	000400:Office Support Specialist IV	\$46,215
	1.00	00005162	111850:Recreation Manager	\$94,468
	1.00	00005692	116400:Parks & Recreation Team Supervisor II	\$67,343
	1.00	00006244	111800:Manager Parks & Recreation Service Area	\$87,710
	1.00	00006738	111800:Manager Parks & Recreation Service Area	\$109,114
	1.00	00006739	102600:Parks & Recreation Planning Design & Natural Res	\$111,114
	1.00	00006759	111950:Urban Forestry Manager	\$76,329
	1.00	00006825	000300:Office Support Specialist III	\$44,059
	1.00	00006827	106950:Parks and Recreation Administrative Support Techn	\$46,682
	1.00	00008218	106800:Parks & Recreation Projects & Services Coordinator	\$57,863
	1.00	00008376	116400:Parks & Recreation Team Supervisor II	\$90,996
	1.00	00008571	000300:Office Support Specialist III	\$35,901
	1.00	00008685	000400:Office Support Specialist IV	\$57,658
	1.00	00008933	000400:Office Support Specialist IV	\$40,456
	1.00	00009088	000400:Office Support Specialist IV	\$57,658
	1.00	00009108	000400:Office Support Specialist IV	\$56,984
	1.00	00009178	000421:Executive Aide	\$69,666
	1.00	00009599	111870:Parks & Recreation Administrative Manager	\$93,060
	1.00	00009606	106950:Parks and Recreation Administrative Support Techn	\$57,658
Total	22.00			\$1,591,858

CC 225900 Parks and Recreation Cemetery

	Proposed FTE	Position Number	Job	Amount
	1.00	00002353	043000:Cemetery Coordinator	\$64,896
Total	1.00			\$64,896

CC 226300 Parks Design

	Proposed FTE	Position Number	Job	Amount
	1.00	00002335	102300:Landscape Architect III	\$69,519
	1.00	00002374	102300:Landscape Architect III	\$98,987
	1.00	00007191	102300:Landscape Architect III	\$98,987
	1.00	00008492	102200:Landscape Architect II	\$85,698
Total	4.00			\$353,191

CC 226500 Parks Special Events

	Proposed FTE	Position Number	Job	Amount
	1.00	00001848	006022:Services Attendant II	\$39,809
	1.00	00002310	006022:Services Attendant II	\$40,456

Salary Detail-All Funds (In Cost Center Order by Department)

CC 226500 Parks Special Events

Proposed FTE	Position Number	Job	Amount
1.00	00002377	006022:Services Attendant II	\$30,752
1.00	00002738	006022:Services Attendant II	\$33,992
1.00	00002773	119100:Special Events Coordinator	\$54,963
1.00	00002895	006022:Services Attendant II	\$40,456
1.00	00002905	006022:Services Attendant II	\$32,536
1.00	00005258	006036:Services Crew Supervisor II	\$51,393
1.00	00005305	119300:Senior Special Events Coordinator	\$68,796
1.00	00006090	000211:Customer Service Representative I	\$39,391
1.00	00006758	006231:Specialty Equipment Operator	\$49,213
1.00	00006800	116010:Parks & Recreation Site Coordinator	\$53,918
1.00	00006806	006036:Services Crew Supervisor II	\$53,310
1.00	00007503	006022:Services Attendant II	\$29,072
1.00	00008011	006252:Automotive Equipment Operator II	\$38,411
1.00	00008381	116300:Parks & Recreation Team Supervisor I	\$75,665
1.00	00008763	006022:Services Attendant II	\$32,603
1.00	00008765	119100:Special Events Coordinator	\$48,096
1.00	00009016	116010:Parks & Recreation Site Coordinator	\$56,758
1.00	00009128	119400:Special Events Marketing & Programming Coordinat	\$66,522
1.00	00009347	000211:Customer Service Representative I	\$45,919
1.00	00009532	000211:Customer Service Representative I	\$45,405
1.00	00009549	006252:Automotive Equipment Operator II	\$37,051
1.00	00009574	116200:Parks & Recreation Site Supervisor II	\$70,866
1.00	00009619	006022:Services Attendant II	\$30,299
1.00	00009620	006022:Services Attendant II	\$30,143
1.00	00010008	006252:Automotive Equipment Operator II	\$33,363
1.00	00010016	006022:Services Attendant II	\$28,434
1.00	00010017	006022:Services Attendant II	\$28,434
1.00	00010018	006022:Services Attendant II	\$28,434
1.00	00010019	006022:Services Attendant II	\$28,434
1.00	00010020	006036:Services Crew Supervisor II	\$37,586
1.00	00010023	116200:Parks & Recreation Site Supervisor II	\$50,482
Total	33.00		\$1,430,960

CC 226800 Parks Forestry

Proposed FTE	Position Number	Job	Amount
1.00	00002228	006252:Automotive Equipment Operator II	\$47,403
1.00	00002269	116100:Parks & Recreation Site Supervisor I	\$62,406
1.00	00002401	006036:Services Crew Supervisor II	\$53,310
1.00	00002404	001002:Tree Trimmer II	\$40,826
1.00	00002407	001002:Tree Trimmer II	\$33,363
1.00	00002410	006037:Services Crew Supervisor III	\$56,661
1.00	00002411	006253:Automotive Equipment Operator III	\$37,586
1.00	00002412	001002:Tree Trimmer II	\$36,644
1.00	00002413	001002:Tree Trimmer II	\$39,210
1.00	00002425	006037:Services Crew Supervisor III	\$56,661
1.00	00002882	100300:Tremendous Tree Project Specialist	\$54,480
1.00	00006321	385000:Contract Monitor	\$62,406
1.00	00006712	001002:Tree Trimmer II	\$34,082
1.00	00006813	006036:Services Crew Supervisor II	\$37,586

Salary Detail-All Funds (In Cost Center Order by Department)

CC 226800 Parks Forestry

	Proposed FTE	Position Number	Job	Amount
	1.00	00006816	006036:Services Crew Supervisor II	\$47,726
	1.00	00006844	001002:Tree Trimmer II	\$35,881
Total	16.00			\$736,230

CC 227100 Parks and Recreation Maintenance Contracts

	Proposed FTE	Position Number	Job	Amount
	1.00	00009341	385000:Contract Monitor	\$64,755
Total	1.00			\$64,755

CC 227200 Parks Maintenance Operations North

	Proposed FTE	Position Number	Job	Amount
	1.00	00001854	006022:Services Attendant II	\$29,824
	1.00	00002318	006251:Automotive Equipment Operator I	\$35,434
	1.00	00002319	006022:Services Attendant II	\$40,456
	1.00	00002328	006252:Automotive Equipment Operator II	\$44,668
	1.00	00002332	006251:Automotive Equipment Operator I	\$29,619
	1.00	00002334	006036:Services Crew Supervisor II	\$41,646
	1.00	00002338	006022:Services Attendant II	\$29,712
	1.00	00002345	006022:Services Attendant II	\$30,296
	1.00	00002372	811900:Parks Attendant	\$36,398
	1.00	00002385	006252:Automotive Equipment Operator II	\$35,581
	1.00	00002435	006022:Services Attendant II	\$37,918
	1.00	00002449	116300:Parks & Recreation Team Supervisor I	\$71,848
	1.00	00003651	433000:Fleet Inspections/Workload Technician	\$67,413
	1.00	00006393	006022:Services Attendant II	\$40,456
	1.00	00006507	006252:Automotive Equipment Operator II	\$42,632
	1.00	00006805	006036:Services Crew Supervisor II	\$53,310
	1.00	00006808	006036:Services Crew Supervisor II	\$40,694
	1.00	00006809	006036:Services Crew Supervisor II	\$53,310
	1.00	00006812	116010:Parks & Recreation Site Coordinator	\$59,660
	1.00	00006835	006252:Automotive Equipment Operator II	\$47,403
	1.00	00006836	006022:Services Attendant II	\$33,906
	1.00	00007502	006023:Services Attendant III	\$43,805
	1.00	00007504	006022:Services Attendant II	\$40,456
	1.00	00008350	006022:Services Attendant II	\$28,434
	1.00	00008380	105000:Park Operations Specialist	\$49,213
	1.00	00008687	006022:Services Attendant II	\$33,440
	1.00	00008797	116200:Parks & Recreation Site Supervisor II	\$57,040
	1.00	00008947	006022:Services Attendant II	\$40,456
	1.00	00009000	006022:Services Attendant II	\$38,889
	1.00	00009223	006022:Services Attendant II	\$33,957
	1.00	00009300	006022:Services Attendant II	\$36,745
	1.00	00009472	116010:Parks & Recreation Site Coordinator	\$48,767
Total	32.00			\$1,353,387

CC 227230 Parks Maintenance Operations Central

	Proposed FTE	Position Number	Job	Amount
--	--------------	-----------------	-----	--------

Salary Detail-All Funds (In Cost Center Order by Department)

CC 227230 Parks Maintenance Operations Central

Proposed FTE	Position Number	Job	Amount
1.00	00002276	006022:Services Attendant II	\$29,752
1.00	00006336	006022:Services Attendant II	\$28,434
1.00	00006510	006036:Services Crew Supervisor II	\$38,179
1.00	00006512	006022:Services Attendant II	\$40,456
1.00	00006802	116100:Parks & Recreation Site Supervisor I	\$59,192
1.00	00006833	006022:Services Attendant II	\$35,016
1.00	00008346	006022:Services Attendant II	\$40,456
1.00	00009654	116400:Parks & Recreation Team Supervisor II	\$68,130
1.00	00010053	116010:Parks & Recreation Site Coordinator	\$54,684
Total	9.00		\$394,299

CC 227250 Parks Maintenance Operations South

Proposed FTE	Position Number	Job	Amount
1.00	00001858	006252:Automotive Equipment Operator II	\$47,403
1.00	00001953	006022:Services Attendant II	\$29,017
1.00	00002361	006252:Automotive Equipment Operator II	\$33,363
1.00	00002414	006035:Services Crew Supervisor I	\$48,706
1.00	00005618	006251:Automotive Equipment Operator I	\$39,964
1.00	00006334	006022:Services Attendant II	\$40,456
1.00	00006441	006251:Automotive Equipment Operator I	\$42,099
1.00	00006506	006035:Services Crew Supervisor I	\$49,213
1.00	00006513	006251:Automotive Equipment Operator I	\$30,925
1.00	00006518	006022:Services Attendant II	\$36,872
1.00	00006719	006022:Services Attendant II	\$37,794
1.00	00006742	116200:Parks & Recreation Site Supervisor II	\$75,566
1.00	00006799	006036:Services Crew Supervisor II	\$53,310
1.00	00006811	006036:Services Crew Supervisor II	\$53,310
1.00	00006830	006252:Automotive Equipment Operator II	\$47,403
1.00	00007957	116100:Parks & Recreation Site Supervisor I	\$69,056
1.00	00007958	116400:Parks & Recreation Team Supervisor II	\$94,682
1.00	00009048	006252:Automotive Equipment Operator II	\$47,403
1.00	00009225	006022:Services Attendant II	\$37,842
1.00	00009522	006022:Services Attendant II	\$32,361
1.00	00009712	006251:Automotive Equipment Operator I	\$30,237
Total	21.00		\$976,983

CC 227500 Parks Natural Resources

Proposed FTE	Position Number	Job	Amount
1.00	00002894	385000:Contract Monitor	\$55,806
Total	1.00		\$55,806

CC 227600 Parks and Recreation Partnership

Proposed FTE	Position Number	Job	Amount
1.00	00002443	106100:Landscape & Irrigation Specialist	\$45,953
1.00	00002447	106500:Parks & Recreation Maintenance Supervisor	\$81,599
1.00	00002887	006313:Maintenance Repairer III	\$49,402
1.00	00005547	106100:Landscape & Irrigation Specialist	\$40,987

Salary Detail-All Funds (In Cost Center Order by Department)

CC 227600 Parks and Recreation Partnership

Proposed FTE	Position Number	Job	Amount
1.00	00006848	006313:Maintenance Repairer III	\$57,658
1.00	00008937	106100:Landscape & Irrigation Specialist	\$40,987
0.75	00076218	106100:Landscape & Irrigation Specialist	\$32,827
1.00	00009562	106100:Landscape & Irrigation Specialist	\$40,923
1.00	00009626	106100:Landscape & Irrigation Specialist	\$45,571
1.00	00009627	106100:Landscape & Irrigation Specialist	\$39,000
1.00	00009628	106100:Landscape & Irrigation Specialist	\$48,635
1.00	00009711	106950:Parks and Recreation Administrative Support Techn	\$50,008
Total	11.75		\$573,549

CC 228000 Parks Security

Proposed FTE	Position Number	Job	Amount
1.00	00002268	007300:Security Guard	\$40,456
1.00	00006558	007300:Security Guard	\$40,456
1.00	00006764	007305:Chief Security Guard	\$50,482
1.00	00006765	007305:Chief Security Guard	\$50,482
1.00	00008938	007300:Security Guard	\$40,456
1.00	00008939	007300:Security Guard	\$40,456
1.00	00009345	007300:Security Guard	\$36,343
Total	7.00		\$299,130

CC 228400 Parks and Recreation Youth Corp Volunteers

Proposed FTE	Position Number	Job	Amount
1.00	00009008	212050:Youth Development Coordinator	\$68,740
Total	1.00		\$68,740

CC 228410 Parks and Recreation Police Athletic League

Proposed FTE	Position Number	Job	Amount
1.00	00006911	116020:Parks & Recreation Ctr Coordinator	\$40,269
0.63	00073245	001151:Recreation Leader I	\$19,771
0.75	00076127	001151:Recreation Leader I	\$24,112
0.63	00076214	001151:Recreation Leader I	\$16,821
Total	3.00		\$100,972

CC 235600 Parks and Recreation Aquatics Maintenance and Programs

Proposed FTE	Position Number	Job	Amount
1.00	00002713	116400:Parks & Recreation Team Supervisor II	\$94,682
1.00	00002867	001152:Recreation Leader II	\$45,594
1.00	00005112	001115:Aquatics Leader III	\$40,673
1.00	00005219	110200:Aquatics Leader II	\$33,571
1.00	00005710	116200:Parks & Recreation Site Supervisor II	\$51,679
1.00	00005729	001125:Aquatics Leader IV	\$43,754
1.00	00006343	001125:Aquatics Leader IV	\$57,658
1.00	00006743	116300:Parks & Recreation Team Supervisor I	\$82,618
1.00	00006774	001115:Aquatics Leader III	\$46,952
1.00	00008379	116200:Parks & Recreation Site Supervisor II	\$57,232

Salary Detail-All Funds (In Cost Center Order by Department)

CC 235600 Parks and Recreation Aquatics Maintenance and Programs

Proposed FTE	Position Number	Job	Amount
1.00	00008821	116100:Parks & Recreation Site Supervisor I	\$64,568
1.00	00008927	001115:Aquatics Leader III	\$38,433
1.00	00009038	116010:Parks & Recreation Site Coordinator	\$44,051
1.00	00009087	001125:Aquatics Leader IV	\$42,192
1.00	00009468	116020:Parks & Recreation Ctr Coordinator	\$40,269
0.75	00076015	110100:Aquatics Leader I	\$21,223
0.75	00076023	110100:Aquatics Leader I	\$21,451
0.75	00076057	110100:Aquatics Leader I	\$20,587
0.75	00076092	110100:Aquatics Leader I	\$21,015
0.75	00076093	110100:Aquatics Leader I	\$20,185
0.75	00076095	110100:Aquatics Leader I	\$21,284
0.75	00076101	110100:Aquatics Leader I	\$20,587
0.75	00076102	110100:Aquatics Leader I	\$22,433
0.75	00076103	110100:Aquatics Leader I	\$21,203
0.75	00076104	110100:Aquatics Leader I	\$20,696
0.75	00076105	110100:Aquatics Leader I	\$25,662
0.75	00076106	110100:Aquatics Leader I	\$21,181
0.75	00076108	110100:Aquatics Leader I	\$21,284
0.75	00076111	110100:Aquatics Leader I	\$20,917
0.75	00076112	110100:Aquatics Leader I	\$20,071
0.75	00076113	110100:Aquatics Leader I	\$20,494
0.75	00076114	110100:Aquatics Leader I	\$21,540
0.75	00076116	110100:Aquatics Leader I	\$20,645
0.75	00076117	110100:Aquatics Leader I	\$20,917
0.75	00076118	110100:Aquatics Leader I	\$22,230
0.75	00076119	110100:Aquatics Leader I	\$21,203
0.75	00076153	110100:Aquatics Leader I	\$20,857
0.75	00076160	110100:Aquatics Leader I	\$23,955
0.75	00076167	110100:Aquatics Leader I	\$20,165
0.75	00076207	110100:Aquatics Leader I	\$21,962
0.75	00076208	110100:Aquatics Leader I	\$20,515
0.75	00076209	110100:Aquatics Leader I	\$21,413
0.75	00076210	110100:Aquatics Leader I	\$22,002
0.75	00076219	110100:Aquatics Leader I	\$20,494
1.00	00085503	008105:Seasonal Recreation Leader	\$4,290
1.00	00085504	008105:Seasonal Recreation Leader	\$4,290
1.00	00085505	008105:Seasonal Recreation Leader	\$4,290
1.00	00009590	110650:Aquatics Maintenance Repairer	\$45,101
1.00	00009591	110650:Aquatics Maintenance Repairer	\$42,151
1.00	00009592	110650:Aquatics Maintenance Repairer	\$57,658
0.88	00084001	008105:Seasonal Recreation Leader	\$3,754
1.00	00084002	008105:Seasonal Recreation Leader	\$4,290
0.88	00084003	008105:Seasonal Recreation Leader	\$3,754
1.00	00084173	008111:Seasonal Pool Guard	\$4,290
1.00	00084174	008111:Seasonal Pool Guard	\$4,290
1.00	00084175	008111:Seasonal Pool Guard	\$4,290
1.00	00084176	008111:Seasonal Pool Guard	\$4,290
1.00	00084177	008111:Seasonal Pool Guard	\$4,290
1.00	00084179	008111:Seasonal Pool Guard	\$4,290

Salary Detail-All Funds (In Cost Center Order by Department)

CC 235600 Parks and Recreation Aquatics Maintenance and Programs

Proposed FTE	Position Number	Job	Amount
1.00	00084180	008111:Seasonal Pool Guard	\$4,290
1.00	00084181	008111:Seasonal Pool Guard	\$4,290
1.00	00084182	008111:Seasonal Pool Guard	\$4,290
1.00	00084183	008111:Seasonal Pool Guard	\$4,290
1.00	00084184	008111:Seasonal Pool Guard	\$4,290
1.00	00084185	008111:Seasonal Pool Guard	\$4,290
1.00	00084186	008111:Seasonal Pool Guard	\$4,290
1.00	00084187	008111:Seasonal Pool Guard	\$4,290
1.00	00084188	008111:Seasonal Pool Guard	\$4,290
1.00	00084189	008111:Seasonal Pool Guard	\$4,290
1.00	00084190	008111:Seasonal Pool Guard	\$4,290
1.00	00084191	008111:Seasonal Pool Guard	\$4,290
1.00	00084192	008111:Seasonal Pool Guard	\$4,290
1.00	00084193	008111:Seasonal Pool Guard	\$4,290
1.00	00084194	008111:Seasonal Pool Guard	\$4,290
1.00	00084195	008111:Seasonal Pool Guard	\$4,290
1.00	00084196	008111:Seasonal Pool Guard	\$4,290
1.00	00084197	008111:Seasonal Pool Guard	\$4,290
1.00	00084198	008111:Seasonal Pool Guard	\$4,290
1.00	00084201	008111:Seasonal Pool Guard	\$4,290
1.00	00084205	008111:Seasonal Pool Guard	\$4,290
1.00	00084206	008111:Seasonal Pool Guard	\$4,290
1.00	00084207	008111:Seasonal Pool Guard	\$4,290
1.00	00084208	008111:Seasonal Pool Guard	\$4,290
1.00	00084209	008111:Seasonal Pool Guard	\$4,290
1.00	00084210	008111:Seasonal Pool Guard	\$4,290
1.00	00084211	008111:Seasonal Pool Guard	\$4,290
1.00	00084212	008111:Seasonal Pool Guard	\$4,290
1.00	00084213	008111:Seasonal Pool Guard	\$4,290
0.88	00084214	008111:Seasonal Pool Guard	\$3,754
1.00	00084215	008111:Seasonal Pool Guard	\$4,290
1.00	00084216	008111:Seasonal Pool Guard	\$4,290
1.00	00084245	008111:Seasonal Pool Guard	\$4,290
1.00	00084246	008111:Seasonal Pool Guard	\$4,290
1.00	00084247	008111:Seasonal Pool Guard	\$4,290
1.00	00084248	008111:Seasonal Pool Guard	\$4,290
1.00	00084249	008111:Seasonal Pool Guard	\$4,290
1.00	00084250	008111:Seasonal Pool Guard	\$4,290
1.00	00084251	008111:Seasonal Pool Guard	\$4,290
1.00	00084252	008111:Seasonal Pool Guard	\$4,290
1.00	00084253	008111:Seasonal Pool Guard	\$4,290
1.00	00084254	008111:Seasonal Pool Guard	\$4,290
1.00	00084255	008111:Seasonal Pool Guard	\$4,290
1.00	00084256	008111:Seasonal Pool Guard	\$4,290
1.00	00084257	008111:Seasonal Pool Guard	\$4,290
1.00	00084258	008111:Seasonal Pool Guard	\$4,290
1.00	00084259	008111:Seasonal Pool Guard	\$4,290
1.00	00084260	008111:Seasonal Pool Guard	\$4,290
1.00	00084261	008111:Seasonal Pool Guard	\$4,290

Salary Detail-All Funds (In Cost Center Order by Department)

CC 235600 Parks and Recreation Aquatics Maintenance and Programs

Proposed FTE	Position Number	Job	Amount
1.00	00084262	008111:Seasonal Pool Guard	\$4,290
1.00	00084263	008111:Seasonal Pool Guard	\$4,290
1.00	00084264	008111:Seasonal Pool Guard	\$4,290
0.88	00084265	008111:Seasonal Pool Guard	\$3,754
1.00	00084266	008111:Seasonal Pool Guard	\$4,290
1.00	00084267	008111:Seasonal Pool Guard	\$4,290
1.00	00084268	008111:Seasonal Pool Guard	\$4,290
1.00	00084269	008111:Seasonal Pool Guard	\$4,290
1.00	00084270	008111:Seasonal Pool Guard	\$4,290
1.00	00084271	008111:Seasonal Pool Guard	\$4,290
1.00	00084284	008105:Seasonal Recreation Leader	\$4,290
1.00	00084288	008111:Seasonal Pool Guard	\$4,290
1.00	00084289	008111:Seasonal Pool Guard	\$4,290
0.63	00084290	008111:Seasonal Pool Guard	\$2,681
1.00	00084291	008111:Seasonal Pool Guard	\$4,290
0.63	00084292	008111:Seasonal Pool Guard	\$2,681
0.63	00084293	008111:Seasonal Pool Guard	\$2,681
1.00	00009604	110650:Aquatics Maintenance Repairer	\$45,140
1.00	00009605	110200:Aquatics Leader II	\$34,606
1.00	00084178	008111:Seasonal Pool Guard	\$4,290
1.00	00084199	008111:Seasonal Pool Guard	\$4,290
1.00	00084200	008111:Seasonal Pool Guard	\$4,290
1.00	00084202	008111:Seasonal Pool Guard	\$4,290
0.88	00084203	008111:Seasonal Pool Guard	\$3,754
1.00	00084204	008111:Seasonal Pool Guard	\$4,290
1.00	00084272	008111:Seasonal Pool Guard	\$4,290
1.00	00084273	008111:Seasonal Pool Guard	\$4,290
1.00	00084274	008111:Seasonal Pool Guard	\$4,290
0.88	00084275	008111:Seasonal Pool Guard	\$3,754
0.88	00084276	008111:Seasonal Pool Guard	\$3,754
1.00	00084277	008111:Seasonal Pool Guard	\$4,290
1.00	00084294	008111:Seasonal Pool Guard	\$4,290
1.00	00009668	001115:Aquatics Leader III	\$39,571
1.00	00009669	110200:Aquatics Leader II	\$32,053
1.00	00009670	110650:Aquatics Maintenance Repairer	\$42,469
1.00	00009671	001115:Aquatics Leader III	\$37,586
1.00	00009672	110200:Aquatics Leader II	\$33,602
0.75	00076241	110100:Aquatics Leader I	\$20,815
0.75	00076242	110100:Aquatics Leader I	\$20,625
0.75	00076243	110100:Aquatics Leader I	\$20,165
0.75	00076244	110100:Aquatics Leader I	\$20,185
0.75	00076245	110100:Aquatics Leader I	\$19,734
0.75	00076246	110100:Aquatics Leader I	\$20,815
0.75	00076247	110100:Aquatics Leader I	\$20,107
0.75	00076248	110100:Aquatics Leader I	\$20,587
1.00	00084278	008111:Seasonal Pool Guard	\$4,290
1.00	00084279	008111:Seasonal Pool Guard	\$4,290
1.00	00084282	008105:Seasonal Recreation Leader	\$4,290
1.00	00084283	008105:Seasonal Recreation Leader	\$4,290

Salary Detail-All Funds (In Cost Center Order by Department)

CC 235600 Parks and Recreation Aquatics Maintenance and Programs

	Proposed FTE	Position Number	Job	Amount
	1.00	00084280	008111:Seasonal Pool Guard	\$4,290
	1.00	00084281	008111:Seasonal Pool Guard	\$12,870
Total	147.75			\$2,391,194

CC 235700 Parks and Recreation Athletics, Gym and Dance

	Proposed FTE	Position Number	Job	Amount
	1.00	00002712	116400:Parks & Recreation Team Supervisor II	\$94,682
	1.00	00002765	001153:Recreation Leader III	\$37,586
	1.00	00005409	113000:Tennis Facility Leader	\$45,594
	1.00	00005695	001153:Recreation Leader III	\$37,586
	1.00	00006596	001153:Recreation Leader III	\$53,310
	1.00	00007685	116100:Parks & Recreation Site Supervisor I	\$48,054
	1.00	00008581	001153:Recreation Leader III	\$53,310
	1.00	00008698	116020:Parks & Recreation Ctr Coordinator	\$46,894
	1.00	00008760	001153:Recreation Leader III	\$43,583
	1.00	00009050	006022:Services Attendant II	\$38,789
	1.00	00009470	116010:Parks & Recreation Site Coordinator	\$60,320
	0.73	00072023	112100:Recreation Instructor	\$19,676
	0.75	00072024	112200:Recreation Instructor - Intermediate	\$29,987
	0.63	00073218	001151:Recreation Leader I	\$16,806
	0.50	00073229	114100:Tennis Instructor I	\$15,560
	0.75	00073249	001141:Gymnastics Instructor I	\$20,758
	0.63	00073254	001151:Recreation Leader I	\$19,475
	0.75	00076211	001151:Recreation Leader I	\$20,821
	1.00	00009586	001152:Recreation Leader II	\$40,678
	0.50	00076223	001151:Recreation Leader I	\$14,088
	1.00	00010011	001152:Recreation Leader II	\$32,053
	1.00	00010012	001152:Recreation Leader II	\$32,053
	1.00	00010014	001152:Recreation Leader II	\$32,053
	1.00	00010021	116010:Parks & Recreation Site Coordinator	\$40,269
Total	21.23			\$893,984

CC 235800 Parks and Recreation Ball Fields

	Proposed FTE	Position Number	Job	Amount
	1.00	00002225	006252:Automotive Equipment Operator II	\$47,403
	1.00	00002289	006251:Automotive Equipment Operator I	\$33,578
	1.00	00002322	006252:Automotive Equipment Operator II	\$47,403
	1.00	00002323	006251:Automotive Equipment Operator I	\$39,656
	1.00	00002331	006252:Automotive Equipment Operator II	\$35,774
	1.00	00002363	006036:Services Crew Supervisor II	\$53,310
	1.00	00002370	006022:Services Attendant II	\$30,600
	1.00	00002389	006022:Services Attendant II	\$40,416
	1.00	00002392	006251:Automotive Equipment Operator I	\$30,993
	1.00	00002396	116400:Parks & Recreation Team Supervisor II	\$73,886
	1.00	00002893	006036:Services Crew Supervisor II	\$50,819
	1.00	00006332	006252:Automotive Equipment Operator II	\$41,956
	1.00	00006335	006022:Services Attendant II	\$29,911
	1.00	00006804	116200:Parks & Recreation Site Supervisor II	\$68,418

Salary Detail-All Funds (In Cost Center Order by Department)

CC 235800 Parks and Recreation Ball Fields

Proposed FTE	Position Number	Job	Amount
1.00	00006831	116010:Parks & Recreation Site Coordinator	\$53,311
1.00	00006838	006252:Automotive Equipment Operator II	\$36,851
1.00	00006839	006252:Automotive Equipment Operator II	\$37,222
1.00	00008586	006022:Services Attendant II	\$28,434
1.00	00008854	006022:Services Attendant II	\$29,045
1.00	00009045	006022:Services Attendant II	\$29,774
1.00	00009046	006035:Services Crew Supervisor I	\$49,213
1.00	00009141	006022:Services Attendant II	\$31,889
1.00	00009550	006252:Automotive Equipment Operator II	\$36,280
1.00	00009713	006251:Automotive Equipment Operator I	\$31,178
1.00	00010091	104000:Marina Assistant	\$26,312
1.00	00010092	001153:Recreation Leader III	\$37,586
1.00	00010093	001153:Recreation Leader III	\$37,586
1.00	00010094	006022:Services Attendant II	\$28,434
Total	28.00		\$1,117,236

CC 235900 Parks and Recreation Special Facilities

Proposed FTE	Position Number	Job	Amount
1.00	00002279	116400:Parks & Recreation Team Supervisor II	\$70,554
1.00	00002719	001143:Gymnastics Instructor III	\$53,273
1.00	00002785	001153:Recreation Leader III	\$42,379
1.00	00008172	001143:Gymnastics Instructor III	\$49,395
1.00	00008360	001142:Gymnastics Instructor II	\$34,115
1.00	00008879	116200:Parks & Recreation Site Supervisor II	\$60,027
1.00	00008929	001143:Gymnastics Instructor III	\$40,396
1.00	00008931	001152:Recreation Leader II	\$35,985
1.00	00008932	001153:Recreation Leader III	\$53,310
1.00	00009015	116200:Parks & Recreation Site Supervisor II	\$69,536
1.00	00009018	001142:Gymnastics Instructor II	\$34,160
1.00	00009095	001153:Recreation Leader III	\$53,310
1.00	00009514	001144:Gymnastics Instructor IV	\$57,658
1.00	00009515	001144:Gymnastics Instructor IV	\$57,658
0.38	00072003	112100:Recreation Instructor	\$10,957
0.50	00072005	112100:Recreation Instructor	\$12,817
0.75	00072008	001141:Gymnastics Instructor I	\$20,758
0.38	00072011	112100:Recreation Instructor	\$10,900
0.63	00072012	001141:Gymnastics Instructor I	\$16,445
0.73	00072015	112200:Recreation Instructor - Intermediate	\$38,650
0.38	00072016	112300:Recreation Instructor - Advanced	\$18,492
0.75	00072019	112100:Recreation Instructor	\$20,102
0.38	00072020	112100:Recreation Instructor	\$9,142
0.63	00073025	001141:Gymnastics Instructor I	\$18,504
0.75	00073048	001151:Recreation Leader I	\$19,734
0.63	00073060	001141:Gymnastics Instructor I	\$18,061
0.63	00073142	001151:Recreation Leader I	\$16,445
0.63	00075001	001141:Gymnastics Instructor I	\$17,512
0.75	00075006	001141:Gymnastics Instructor I	\$20,696
0.75	00076121	001141:Gymnastics Instructor I	\$24,533
0.75	00076122	001141:Gymnastics Instructor I	\$22,051

Salary Detail-All Funds (In Cost Center Order by Department)

CC 235900 Parks and Recreation Special Facilities

Proposed FTE	Position Number	Job	Amount
1.00	00085501	008105:Seasonal Recreation Leader	\$4,290
1.00	00085507	008105:Seasonal Recreation Leader	\$4,290
1.00	00009559	001143:Gymnastics Instructor III	\$52,554
1.00	00009578	001143:Gymnastics Instructor III	\$41,589
0.88	00084011	008105:Seasonal Recreation Leader	\$3,754
1.00	00084026	008105:Seasonal Recreation Leader	\$4,290
1.00	00084136	008105:Seasonal Recreation Leader	\$4,290
1.00	00084232	008105:Seasonal Recreation Leader	\$4,290
0.88	00084233	008105:Seasonal Recreation Leader	\$3,754
0.88	00084311	008105:Seasonal Recreation Leader	\$3,754
0.88	00084313	008105:Seasonal Recreation Leader	\$3,754
1.00	00084323	008105:Seasonal Recreation Leader	\$4,290
1.00	00084324	008105:Seasonal Recreation Leader	\$4,290
0.63	00076224	001141:Gymnastics Instructor I	\$17,718
1.00	00084141	008105:Seasonal Recreation Leader	\$4,290
0.88	00084312	008105:Seasonal Recreation Leader	\$3,754
0.88	00084519	008105:Seasonal Recreation Leader	\$3,754
0.88	00084520	008105:Seasonal Recreation Leader	\$3,754
0.88	00084521	008105:Seasonal Recreation Leader	\$3,754
0.88	00084522	008105:Seasonal Recreation Leader	\$3,754
1.00	00084523	008105:Seasonal Recreation Leader	\$4,290
0.88	00084524	008105:Seasonal Recreation Leader	\$3,754
1.00	00084525	008105:Seasonal Recreation Leader	\$4,290
1.00	00084533	008105:Seasonal Recreation Leader	\$4,290
1.00	00084534	008105:Seasonal Recreation Leader	\$4,290
1.00	00084535	008105:Seasonal Recreation Leader	\$4,290
1.00	00084536	008105:Seasonal Recreation Leader	\$4,290
1.00	00084537	008105:Seasonal Recreation Leader	\$4,290
1.00	00084540	008105:Seasonal Recreation Leader	\$4,290
1.00	00084541	008105:Seasonal Recreation Leader	\$4,290
1.00	00084542	008105:Seasonal Recreation Leader	\$4,290
1.00	00084543	008105:Seasonal Recreation Leader	\$4,290
1.00	00084544	008105:Seasonal Recreation Leader	\$4,290
1.00	00084552	008105:Seasonal Recreation Leader	\$4,290
1.00	00084553	008105:Seasonal Recreation Leader	\$4,290
1.00	00084554	008105:Seasonal Recreation Leader	\$4,290
1.00	00084555	008105:Seasonal Recreation Leader	\$4,290
1.00	00084556	008105:Seasonal Recreation Leader	\$4,290
1.00	00084557	008105:Seasonal Recreation Leader	\$4,290
1.00	00084558	008105:Seasonal Recreation Leader	\$4,290
1.00	00084302	008105:Seasonal Recreation Leader	\$4,290
1.00	00084303	008105:Seasonal Recreation Leader	\$4,290
1.00	00084304	008105:Seasonal Recreation Leader	\$4,290
1.00	00084305	008105:Seasonal Recreation Leader	\$4,290
1.00	00084307	008105:Seasonal Recreation Leader	\$4,290
1.00	00084315	008105:Seasonal Recreation Leader	\$4,290
1.00	00084380	008105:Seasonal Recreation Leader	\$4,290
1.00	00084381	008105:Seasonal Recreation Leader	\$4,290
1.00	00084382	008105:Seasonal Recreation Leader	\$4,290

Salary Detail-All Funds (In Cost Center Order by Department)

CC 235900 Parks and Recreation Special Facilities

Proposed FTE	Position Number	Job	Amount
1.00	00084383	008105:Seasonal Recreation Leader	\$4,290
1.00	00084384	008105:Seasonal Recreation Leader	\$4,290
1.00	00084385	008105:Seasonal Recreation Leader	\$4,290
1.00	00084386	008105:Seasonal Recreation Leader	\$4,290
1.00	00084387	008105:Seasonal Recreation Leader	\$4,290
1.00	00084388	008105:Seasonal Recreation Leader	\$4,290
1.00	00084389	008105:Seasonal Recreation Leader	\$4,290
1.00	00084390	008105:Seasonal Recreation Leader	\$4,290
1.00	00084391	008105:Seasonal Recreation Leader	\$4,290
1.00	00084392	008105:Seasonal Recreation Leader	\$4,290
1.00	00084393	008105:Seasonal Recreation Leader	\$4,290
1.00	00084394	008105:Seasonal Recreation Leader	\$4,290
1.00	00084395	008105:Seasonal Recreation Leader	\$4,290
0.75	00084396	008105:Seasonal Recreation Leader	\$3,218
0.88	00084397	008105:Seasonal Recreation Leader	\$3,754
0.75	00084398	008105:Seasonal Recreation Leader	\$3,218
0.75	00084399	008105:Seasonal Recreation Leader	\$3,218
1.00	00084400	008105:Seasonal Recreation Leader	\$4,290
1.00	00084401	008105:Seasonal Recreation Leader	\$4,290
0.75	00084402	008105:Seasonal Recreation Leader	\$3,218
0.75	00084403	008105:Seasonal Recreation Leader	\$3,218
0.75	00084404	008105:Seasonal Recreation Leader	\$3,218
1.00	00084405	008105:Seasonal Recreation Leader	\$4,290
0.75	00084406	008105:Seasonal Recreation Leader	\$3,218
0.75	00084407	008105:Seasonal Recreation Leader	\$3,218
1.00	00084420	008105:Seasonal Recreation Leader	\$4,290
1.00	00084421	008105:Seasonal Recreation Leader	\$4,290
1.00	00084422	008105:Seasonal Recreation Leader	\$4,290
1.00	00084423	008105:Seasonal Recreation Leader	\$4,290
1.00	00084424	008105:Seasonal Recreation Leader	\$4,290
1.00	00084425	008105:Seasonal Recreation Leader	\$4,290
1.00	00084426	008105:Seasonal Recreation Leader	\$4,290
1.00	00084427	008105:Seasonal Recreation Leader	\$4,290
1.00	00084428	008105:Seasonal Recreation Leader	\$4,290
1.00	00084429	008105:Seasonal Recreation Leader	\$4,290
1.00	00084430	008105:Seasonal Recreation Leader	\$4,290
1.00	00084431	008105:Seasonal Recreation Leader	\$4,290
1.00	00084432	008105:Seasonal Recreation Leader	\$4,290
1.00	00084433	008105:Seasonal Recreation Leader	\$4,290
1.00	00084434	008105:Seasonal Recreation Leader	\$4,290
1.00	00084435	008105:Seasonal Recreation Leader	\$4,290
1.00	00084436	008105:Seasonal Recreation Leader	\$4,290
1.00	00084437	008105:Seasonal Recreation Leader	\$4,290
1.00	00084438	008105:Seasonal Recreation Leader	\$4,290
1.00	00084439	008105:Seasonal Recreation Leader	\$4,290
1.00	00084440	008105:Seasonal Recreation Leader	\$4,290
1.00	00084441	008105:Seasonal Recreation Leader	\$4,290
1.00	00084442	008105:Seasonal Recreation Leader	\$4,290
1.00	00084444	008105:Seasonal Recreation Leader	\$4,290

Salary Detail-All Funds (In Cost Center Order by Department)

CC 235900 Parks and Recreation Special Facilities

Proposed FTE	Position Number	Job	Amount
1.00	00084445	008105:Seasonal Recreation Leader	\$4,290
1.00	00084446	008105:Seasonal Recreation Leader	\$4,290
1.00	00084447	008105:Seasonal Recreation Leader	\$4,290
1.00	00084448	008105:Seasonal Recreation Leader	\$4,290
1.00	00084449	008105:Seasonal Recreation Leader	\$4,290
1.00	00010007	001142:Gymnastics Instructor II	\$32,053
1.00	00010009	104000:Marina Assistant	\$26,312
1.00	00010010	104000:Marina Assistant	\$26,312
1.00	00010013	001152:Recreation Leader II	\$32,053
1.00	00010015	001153:Recreation Leader III	\$37,586
1.00	00010022	116200:Parks & Recreation Site Supervisor II	\$50,482
1.00	00010039	001142:Gymnastics Instructor II	\$32,694
Total	130.60		\$1,791,428

CC 235950 Parks and Recreation - After School All-Stars

Proposed FTE	Position Number	Job	Amount
1.00	00002462	116300:Parks & Recreation Team Supervisor I	\$82,471
1.00	00009560	001153:Recreation Leader III	\$39,492
0.25	00084470	008171:After School Tutor	\$4,290
1.00	00084545	008105:Seasonal Recreation Leader	\$4,290
1.00	00084546	008105:Seasonal Recreation Leader	\$4,290
1.00	00084547	008105:Seasonal Recreation Leader	\$4,290
0.40	00084455	008170:After School Counselor	\$6,864
0.40	00084456	008170:After School Counselor	\$6,864
0.40	00084457	008170:After School Counselor	\$6,864
0.40	00084458	008170:After School Counselor	\$6,864
0.40	00084459	008170:After School Counselor	\$6,864
0.40	00084460	008170:After School Counselor	\$6,864
0.40	00084461	008170:After School Counselor	\$6,864
0.40	00084462	008170:After School Counselor	\$6,864
0.40	00084463	008170:After School Counselor	\$6,864
0.25	00084464	008171:After School Tutor	\$4,290
0.25	00084465	008171:After School Tutor	\$4,290
0.25	00084466	008171:After School Tutor	\$4,290
0.25	00084467	008171:After School Tutor	\$4,290
0.25	00084468	008171:After School Tutor	\$4,290
0.25	00084469	008171:After School Tutor	\$4,290
0.25	00084471	008171:After School Tutor	\$4,290
0.25	00084472	008171:After School Tutor	\$4,290
0.25	00084473	008171:After School Tutor	\$4,290
0.25	00084474	008171:After School Tutor	\$4,290
0.25	00076225	008170:After School Counselor	\$6,240
0.25	00076226	008171:After School Tutor	\$4,290
0.25	00076227	008171:After School Tutor	\$4,290
0.25	00076228	008171:After School Tutor	\$14,560
0.25	00076229	008171:After School Tutor	\$14,560
0.25	00076230	008171:After School Tutor	\$14,560
0.25	00076231	008170:After School Counselor	\$6,240
0.25	00076232	008170:After School Counselor	\$6,240

Salary Detail-All Funds (In Cost Center Order by Department)

CC 235950 Parks and Recreation - After School All-Stars

Proposed FTE	Position Number	Job	Amount
0.25	00076233	008170:After School Counselor	\$4,290
0.25	00076234	008170:After School Counselor	\$6,240
0.25	00076235	008170:After School Counselor	\$6,240
0.25	00076236	008170:After School Counselor	\$4,290
Total	14.35		\$335,839

CC 236000 Parks and Recreation Marinas

Proposed FTE	Position Number	Job	Amount
1.00	00003292	104200:Marina Coordinator	\$75,878
0.60	00073204	104000:Marina Assistant	\$19,527
0.80	00073205	104000:Marina Assistant	\$22,201
1.00	00009614	104000:Marina Assistant	\$32,338
Total	3.40		\$149,944

CC 236100 Parks and Recreation Centers Team 2

Proposed FTE	Position Number	Job	Amount
1.00	00002757	001152:Recreation Leader II	\$33,831
1.00	00002787	001153:Recreation Leader III	\$41,393
1.00	00002791	116020:Parks & Recreation Ctr Coordinator	\$43,085
1.00	00002851	001152:Recreation Leader II	\$33,792
1.00	00002868	001152:Recreation Leader II	\$43,710
1.00	00005412	001152:Recreation Leader II	\$35,840
1.00	00005697	116400:Parks & Recreation Team Supervisor II	\$72,798
1.00	00006473	001152:Recreation Leader II	\$41,118
1.00	00006476	001152:Recreation Leader II	\$35,976
1.00	00006559	006251:Automotive Equipment Operator I	\$29,619
1.00	00006824	006251:Automotive Equipment Operator I	\$30,209
1.00	00007253	001153:Recreation Leader III	\$53,310
1.00	00008596	116020:Parks & Recreation Ctr Coordinator	\$44,753
1.00	00008597	116020:Parks & Recreation Ctr Coordinator	\$60,320
1.00	00008798	001153:Recreation Leader III	\$53,310
1.00	00008856	001152:Recreation Leader II	\$45,594
1.00	00008882	001152:Recreation Leader II	\$39,856
1.00	00009094	116200:Parks & Recreation Site Supervisor II	\$68,891
1.00	00009206	001152:Recreation Leader II	\$36,880
1.00	00009304	001154:Recreation Leader IV	\$57,658
0.63	00073102	001151:Recreation Leader I	\$16,821
0.63	00073261	001151:Recreation Leader I	\$18,127
0.75	00073262	001151:Recreation Leader I	\$27,653
0.63	00073267	001151:Recreation Leader I	\$18,660
0.75	00076061	001151:Recreation Leader I	\$22,695
0.63	00076110	001151:Recreation Leader I	\$16,836
0.75	00076126	001151:Recreation Leader I	\$21,433
0.75	00076129	001151:Recreation Leader I	\$23,769
0.63	00076135	001151:Recreation Leader I	\$16,445
0.63	00076169	001151:Recreation Leader I	\$17,528
0.63	00076170	001151:Recreation Leader I	\$19,316
0.63	00076172	001151:Recreation Leader I	\$19,251

Salary Detail-All Funds (In Cost Center Order by Department)

CC 236100 Parks and Recreation Centers Team 2

Proposed FTE	Position Number	Job	Amount
0.75	00076186	001151:Recreation Leader I	\$20,127
0.75	00076200	001151:Recreation Leader I	\$21,120
0.88	00084034	008105:Seasonal Recreation Leader	\$3,754
0.88	00084035	008105:Seasonal Recreation Leader	\$3,754
0.88	00084036	008105:Seasonal Recreation Leader	\$3,754
1.00	00084037	008105:Seasonal Recreation Leader	\$4,290
0.88	00084038	008105:Seasonal Recreation Leader	\$3,754
0.88	00084039	008105:Seasonal Recreation Leader	\$3,754
1.00	00084096	008105:Seasonal Recreation Leader	\$4,290
1.00	00084097	008105:Seasonal Recreation Leader	\$4,290
1.00	00084098	008105:Seasonal Recreation Leader	\$4,290
1.00	00084099	008105:Seasonal Recreation Leader	\$4,290
0.80	00084100	008105:Seasonal Recreation Leader	\$3,432
0.88	00084103	008105:Seasonal Recreation Leader	\$3,754
1.00	00084104	008105:Seasonal Recreation Leader	\$4,290
0.88	00084105	008105:Seasonal Recreation Leader	\$3,754
1.00	00084113	008105:Seasonal Recreation Leader	\$4,290
1.00	00084114	008105:Seasonal Recreation Leader	\$4,290
1.00	00084116	008105:Seasonal Recreation Leader	\$4,290
1.00	00084117	008105:Seasonal Recreation Leader	\$4,290
0.75	00084119	008105:Seasonal Recreation Leader	\$3,218
0.75	00084120	008105:Seasonal Recreation Leader	\$3,218
1.00	00084121	008105:Seasonal Recreation Leader	\$4,290
0.75	00084122	008105:Seasonal Recreation Leader	\$3,218
1.00	00084123	008105:Seasonal Recreation Leader	\$4,290
0.75	00084124	008105:Seasonal Recreation Leader	\$3,218
1.00	00084126	008105:Seasonal Recreation Leader	\$4,290
1.00	00084127	008105:Seasonal Recreation Leader	\$4,290
1.00	00084128	008105:Seasonal Recreation Leader	\$4,290
1.00	00084129	008105:Seasonal Recreation Leader	\$4,290
1.00	00084130	008105:Seasonal Recreation Leader	\$4,290
1.00	00084131	008105:Seasonal Recreation Leader	\$4,290
1.00	00084132	008105:Seasonal Recreation Leader	\$4,290
1.00	00084133	008105:Seasonal Recreation Leader	\$4,290
1.00	00084134	008105:Seasonal Recreation Leader	\$4,290
1.00	00084137	008105:Seasonal Recreation Leader	\$4,290
1.00	00084138	008105:Seasonal Recreation Leader	\$4,290
1.00	00084139	008105:Seasonal Recreation Leader	\$4,290
1.00	00084140	008105:Seasonal Recreation Leader	\$4,290
1.00	00009613	116200:Parks & Recreation Site Supervisor II	\$54,730
1.00	00084106	008105:Seasonal Recreation Leader	\$4,290
1.00	00084111	008105:Seasonal Recreation Leader	\$4,290
0.75	00084112	008105:Seasonal Recreation Leader	\$3,218
0.75	00084115	008105:Seasonal Recreation Leader	\$3,218
1.00	00084118	008105:Seasonal Recreation Leader	\$4,290
0.75	00084125	008105:Seasonal Recreation Leader	\$3,218
1.00	00084551	008105:Seasonal Recreation Leader	\$4,290
1.00	00009607	001152:Recreation Leader II	\$37,028
Total	72.68		\$1,450,124

Salary Detail-All Funds (In Cost Center Order by Department)

CC 236200 Parks and Recreation Centers Team 3

Proposed FTE	Position Number	Job	Amount
1.00	00002723	116400:Parks & Recreation Team Supervisor II	\$94,682
1.00	00002761	001152:Recreation Leader II	\$44,940
1.00	00002769	001153:Recreation Leader III	\$53,310
1.00	00002771	001153:Recreation Leader III	\$53,310
1.00	00002852	001152:Recreation Leader II	\$45,072
1.00	00002860	001152:Recreation Leader II	\$45,594
1.00	00002869	001152:Recreation Leader II	\$45,594
1.00	00002871	001152:Recreation Leader II	\$45,309
1.00	00004908	001152:Recreation Leader II	\$45,594
1.00	00005709	001153:Recreation Leader III	\$37,586
1.00	00006010	001152:Recreation Leader II	\$34,924
1.00	00006398	001152:Recreation Leader II	\$45,408
1.00	00006524	116020:Parks & Recreation Ctr Coordinator	\$46,894
1.00	00006769	001152:Recreation Leader II	\$43,006
1.00	00006772	001152:Recreation Leader II	\$45,594
1.00	00008327	116100:Parks & Recreation Site Supervisor I	\$64,083
1.00	00008382	116100:Parks & Recreation Site Supervisor I	\$67,866
1.00	00008595	001152:Recreation Leader II	\$45,594
1.00	00008820	001152:Recreation Leader II	\$45,594
1.00	00008850	116100:Parks & Recreation Site Supervisor I	\$61,315
1.00	00008881	116100:Parks & Recreation Site Supervisor I	\$52,359
1.00	00008950	001153:Recreation Leader III	\$37,586
1.00	00009001	116200:Parks & Recreation Site Supervisor II	\$70,910
1.00	00009073	001153:Recreation Leader III	\$53,310
1.00	00009249	001153:Recreation Leader III	\$50,055
0.63	00073003	001151:Recreation Leader I	\$17,532
0.63	00073018	001151:Recreation Leader I	\$18,032
0.63	00073050	001151:Recreation Leader I	\$16,884
0.50	00073062	001151:Recreation Leader I	\$14,243
0.63	00073120	001151:Recreation Leader I	\$17,360
0.63	00073332	001151:Recreation Leader I	\$19,365
0.75	00076046	001151:Recreation Leader I	\$21,061
0.75	00076096	001151:Recreation Leader I	\$28,189
0.63	00076109	001151:Recreation Leader I	\$21,530
0.75	00076133	001151:Recreation Leader I	\$20,954
0.75	00076177	001151:Recreation Leader I	\$23,105
0.75	00076178	001151:Recreation Leader I	\$23,498
0.88	00084004	008105:Seasonal Recreation Leader	\$3,754
1.00	00084027	008105:Seasonal Recreation Leader	\$4,290
0.88	00084028	008105:Seasonal Recreation Leader	\$3,754
1.00	00084029	008105:Seasonal Recreation Leader	\$4,290
0.88	00084030	008105:Seasonal Recreation Leader	\$3,754
0.88	00084031	008105:Seasonal Recreation Leader	\$3,754
0.88	00084032	008105:Seasonal Recreation Leader	\$3,754
0.88	00084033	008105:Seasonal Recreation Leader	\$3,754
0.88	00084040	008105:Seasonal Recreation Leader	\$3,754
0.88	00084041	008105:Seasonal Recreation Leader	\$3,754
0.88	00084042	008105:Seasonal Recreation Leader	\$3,754
0.88	00084043	008105:Seasonal Recreation Leader	\$3,754

Salary Detail-All Funds (In Cost Center Order by Department)

CC 236200 Parks and Recreation Centers Team 3

Proposed FTE	Position Number	Job	Amount
0.88	00084044	008105:Seasonal Recreation Leader	\$3,754
0.88	00084045	008105:Seasonal Recreation Leader	\$3,754
0.88	00084046	008105:Seasonal Recreation Leader	\$3,754
0.88	00084047	008105:Seasonal Recreation Leader	\$3,754
1.00	00084048	008105:Seasonal Recreation Leader	\$4,290
1.00	00084049	008105:Seasonal Recreation Leader	\$4,290
0.88	00084050	008105:Seasonal Recreation Leader	\$3,754
0.88	00084051	008105:Seasonal Recreation Leader	\$3,754
0.88	00084055	008105:Seasonal Recreation Leader	\$3,754
1.00	00084056	008105:Seasonal Recreation Leader	\$4,290
1.00	00084057	008105:Seasonal Recreation Leader	\$4,290
0.88	00084058	008105:Seasonal Recreation Leader	\$3,754
0.88	00084059	008105:Seasonal Recreation Leader	\$3,754
0.88	00084060	008105:Seasonal Recreation Leader	\$3,754
0.88	00084061	008105:Seasonal Recreation Leader	\$3,754
0.80	00084101	008105:Seasonal Recreation Leader	\$3,432
1.00	00084102	008105:Seasonal Recreation Leader	\$4,290
0.88	00084052	008105:Seasonal Recreation Leader	\$3,754
0.88	00084053	008105:Seasonal Recreation Leader	\$3,754
1.00	00084054	008105:Seasonal Recreation Leader	\$4,290
1.00	00084108	008105:Seasonal Recreation Leader	\$4,290
1.00	00084109	008105:Seasonal Recreation Leader	\$4,290
1.00	00009612	001152:Recreation Leader II	\$45,521
1.00	00084110	008105:Seasonal Recreation Leader	\$4,290
Total			\$1,699,721

CC 236300 Parks and Recreation Centers Team 1

Proposed FTE	Position Number	Job	Amount
1.00	00002405	001152:Recreation Leader II	\$33,602
1.00	00002717	116400:Parks & Recreation Team Supervisor II	\$81,544
1.00	00002756	001153:Recreation Leader III	\$53,310
1.00	00002775	001153:Recreation Leader III	\$50,869
1.00	00002788	116020:Parks & Recreation Ctr Coordinator	\$60,320
1.00	00002866	001152:Recreation Leader II	\$34,482
1.00	00002908	115200:Fitness & Wellness Leader II	\$44,858
1.00	00006773	110200:Aquatics Leader II	\$44,140
1.00	00007507	001152:Recreation Leader II	\$45,594
1.00	00009469	116020:Parks & Recreation Ctr Coordinator	\$40,269
0.75	00073260	001151:Recreation Leader I	\$20,911
0.75	00075004	001151:Recreation Leader I	\$20,734
0.75	00076097	001151:Recreation Leader I	\$19,734
0.75	00076217	115100:Fitness & Wellness Leader I	\$21,871
1.00	00009575	116200:Parks & Recreation Site Supervisor II	\$58,121
0.88	00084005	008105:Seasonal Recreation Leader	\$3,754
0.88	00084006	008105:Seasonal Recreation Leader	\$3,754
0.88	00084007	008105:Seasonal Recreation Leader	\$3,754
1.00	00010054	001153:Recreation Leader III	\$37,586
1.00	00010024	Unassigned Job Code	\$44,117
Total			\$723,320

Salary Detail-All Funds (In Cost Center Order by Department)

CC 236400 Parks and Recreation West

Proposed FTE	Position Number	Job	Amount
1.00	00002751	001153:Recreation Leader III	\$53,310
1.00	00002786	001153:Recreation Leader III	\$53,310
1.00	00002855	001152:Recreation Leader II	\$42,635
1.00	00002876	001152:Recreation Leader II	\$37,801
1.00	00005615	001153:Recreation Leader III	\$44,973
1.00	00005693	116200:Parks & Recreation Site Supervisor II	\$56,463
1.00	00005694	116200:Parks & Recreation Site Supervisor II	\$54,760
1.00	00006762	116100:Parks & Recreation Site Supervisor I	\$50,583
1.00	00006912	001152:Recreation Leader II	\$45,594
1.00	00007206	001152:Recreation Leader II	\$35,086
1.00	00007512	001153:Recreation Leader III	\$53,310
1.00	00008857	001153:Recreation Leader III	\$41,601
1.00	00008858	001152:Recreation Leader II	\$45,594
1.00	00008935	001153:Recreation Leader III	\$53,310
1.00	00009002	001153:Recreation Leader III	\$53,310
1.00	00009004	001152:Recreation Leader II	\$35,880
1.00	00009019	001153:Recreation Leader III	\$53,310
1.00	00009096	001152:Recreation Leader II	\$42,765
1.00	00009247	116100:Parks & Recreation Site Supervisor I	\$69,056
0.63	00073005	001151:Recreation Leader I	\$19,163
0.63	00073006	001151:Recreation Leader I	\$17,123
0.63	00073019	118100:Special Programs Leader I	\$17,415
0.63	00073071	001151:Recreation Leader I	\$22,997
0.63	00073077	001151:Recreation Leader I	\$16,445
0.50	00073188	001151:Recreation Leader I	\$14,495
0.50	00073247	001151:Recreation Leader I	\$14,327
0.63	00073252	001151:Recreation Leader I	\$18,032
0.63	00073253	001151:Recreation Leader I	\$17,985
0.75	00073263	001151:Recreation Leader I	\$20,936
0.63	00073268	001151:Recreation Leader I	\$17,793
0.63	00073322	001151:Recreation Leader I	\$17,833
0.63	00073323	001151:Recreation Leader I	\$19,466
0.63	00073327	001151:Recreation Leader I	\$16,773
0.63	00073331	001151:Recreation Leader I	\$17,027
0.75	00076034	001151:Recreation Leader I	\$28,189
0.75	00076068	001151:Recreation Leader I	\$26,123
0.75	00076070	001151:Recreation Leader I	\$28,189
0.75	00076091	118100:Special Programs Leader I	\$27,929
0.75	00076128	001151:Recreation Leader I	\$21,663
0.63	00076130	001151:Recreation Leader I	\$17,189
1.00	00084022	008105:Seasonal Recreation Leader	\$4,290
0.88	00084023	008105:Seasonal Recreation Leader	\$3,754
1.00	00084024	008105:Seasonal Recreation Leader	\$4,290
0.88	00084025	008105:Seasonal Recreation Leader	\$3,754
1.00	00084062	008105:Seasonal Recreation Leader	\$4,290
1.00	00084064	008105:Seasonal Recreation Leader	\$4,290
0.88	00084066	008105:Seasonal Recreation Leader	\$3,754
0.88	00084068	008105:Seasonal Recreation Leader	\$3,754
1.00	00084069	008105:Seasonal Recreation Leader	\$4,290

Salary Detail-All Funds (In Cost Center Order by Department)

CC 236400 Parks and Recreation West

Proposed FTE	Position Number	Job	Amount
0.88	00084070	008105:Seasonal Recreation Leader	\$3,754
0.88	00084071	008105:Seasonal Recreation Leader	\$3,754
0.88	00084072	008105:Seasonal Recreation Leader	\$3,754
0.88	00084073	008105:Seasonal Recreation Leader	\$3,754
0.88	00084074	008105:Seasonal Recreation Leader	\$3,754
0.88	00084075	008105:Seasonal Recreation Leader	\$3,754
0.88	00084076	008105:Seasonal Recreation Leader	\$3,754
1.00	00084077	008105:Seasonal Recreation Leader	\$4,290
0.88	00084078	008105:Seasonal Recreation Leader	\$3,754
0.88	00084079	008105:Seasonal Recreation Leader	\$3,754
0.88	00084080	008105:Seasonal Recreation Leader	\$3,754
1.00	00084084	008105:Seasonal Recreation Leader	\$4,290
1.00	00084085	008105:Seasonal Recreation Leader	\$4,290
0.75	00084087	008105:Seasonal Recreation Leader	\$3,218
0.75	00084088	008105:Seasonal Recreation Leader	\$3,218
0.75	00084089	008105:Seasonal Recreation Leader	\$3,218
0.75	00084090	008105:Seasonal Recreation Leader	\$3,218
0.75	00084091	008105:Seasonal Recreation Leader	\$3,218
0.75	00084093	008105:Seasonal Recreation Leader	\$3,218
0.75	00084094	008105:Seasonal Recreation Leader	\$3,218
1.00	00084095	008105:Seasonal Recreation Leader	\$4,290
0.88	00084135	008105:Seasonal Recreation Leader	\$3,754
1.00	00009573	116400:Parks & Recreation Team Supervisor II	\$73,948
0.88	00084065	008105:Seasonal Recreation Leader	\$3,754
0.88	00084067	008105:Seasonal Recreation Leader	\$3,754
0.88	00084081	008105:Seasonal Recreation Leader	\$3,754
0.88	00084082	008105:Seasonal Recreation Leader	\$3,754
1.00	00084083	008105:Seasonal Recreation Leader	\$4,290
1.00	00084107	008105:Seasonal Recreation Leader	\$4,290
1.00	00009673	116100:Parks & Recreation Site Supervisor I	\$48,255
0.75	00084092	008105:Seasonal Recreation Leader	\$3,218
1.00	00010040	001152:Recreation Leader II	\$32,756
0.75	00076251	001151:Recreation Leader I	\$19,734
Total	70.00		\$1,658,688

CC 212700 Contract Administration

Proposed FTE	Position Number	Job	Amount
1.00	00002966	000300:Office Support Specialist III	\$51,334
1.00	00002975	005014:Engineering Technician IV	\$94,682
1.00	00002998	005072:Drafting Technician II	\$72,842
1.00	00003053	500310:Engineering Technician III (N/S)	\$78,936
1.00	00003317	005104:Engineer IV	\$120,524
1.00	00003322	532750:Construction Engineering Support Technician	\$47,403
1.00	00003323	500310:Engineering Technician III (N/S)	\$69,897
1.00	00003325	500310:Engineering Technician III (N/S)	\$78,936
1.00	00003326	500310:Engineering Technician III (N/S)	\$75,190
1.00	00003327	500310:Engineering Technician III (N/S)	\$58,651
1.00	00003328	500310:Engineering Technician III (N/S)	\$78,936
1.00	00003338	000910:Contract Specialist	\$64,896

Salary Detail-All Funds (In Cost Center Order by Department)

CC 212700 Contract Administration

Proposed FTE	Position Number	Job	Amount
1.00	00003362	500310:Engineering Technician III (N/S)	\$71,913
1.00	00003399	005120:Project Coordinator	\$86,027
1.00	00003400	005014:Engineering Technician IV	\$94,682
1.00	00003402	532750:Construction Engineering Support Technician	\$47,403
1.00	00003411	000421:Executive Aide	\$60,089
1.00	00003420	928900:Director of Contract Administration	\$152,485
1.00	00003989	500310:Engineering Technician III (N/S)	\$78,936
1.00	00004005	005014:Engineering Technician IV	\$94,682
1.00	00004014	500310:Engineering Technician III (N/S)	\$55,390
1.00	00004203	000915:Contract Officer	\$98,987
1.00	00004211	500310:Engineering Technician III (N/S)	\$78,936
1.00	00004213	500310:Engineering Technician III (N/S)	\$59,018
1.00	00004233	500310:Engineering Technician III (N/S)	\$78,936
1.00	00004257	000910:Contract Specialist	\$53,643
1.00	00004260	005103:Engineer III	\$72,197
1.00	00004266	005111:Professional Engineer	\$92,534
1.00	00004907	531700:Contracts Management Supervisor	\$127,192
1.00	00005212	005072:Drafting Technician II	\$72,842
1.00	00005214	500310:Engineering Technician III (N/S)	\$58,401
1.00	00005222	005072:Drafting Technician II	\$51,334
1.00	00005254	500310:Engineering Technician III (N/S)	\$78,936
1.00	00005290	005103:Engineer III	\$83,643
1.00	00005292	531100:Contracts Coordinator	\$91,939
1.00	00005329	500310:Engineering Technician III (N/S)	\$57,998
1.00	00005336	500310:Engineering Technician III (N/S)	\$62,997
1.00	00005398	500310:Engineering Technician III (N/S)	\$55,390
1.00	00005538	500310:Engineering Technician III (N/S)	\$74,807
1.00	00006243	005014:Engineering Technician IV	\$87,359
1.00	00006457	500310:Engineering Technician III (N/S)	\$78,936
1.00	00006458	005130:City Architect	\$127,192
1.00	00006463	532610:Architectural Project Coordinator	\$108,285
1.00	00007025	500310:Engineering Technician III (N/S)	\$69,262
1.00	00007026	500310:Engineering Technician III (N/S)	\$75,050
1.00	00007211	500310:Engineering Technician III (N/S)	\$59,791
1.00	00007212	500310:Engineering Technician III (N/S)	\$68,439
1.00	00007213	500310:Engineering Technician III (N/S)	\$69,366
1.00	00007259	000910:Contract Specialist	\$64,896
1.00	00007303	005103:Engineer III	\$103,187
1.00	00007304	005014:Engineering Technician IV	\$72,915
1.00	00007494	532700:Construction Engineer	\$127,192
1.00	00007693	500310:Engineering Technician III (N/S)	\$61,756
1.00	00007719	005014:Engineering Technician IV	\$94,682
1.00	00007732	500310:Engineering Technician III (N/S)	\$62,026
1.00	00007734	532750:Construction Engineering Support Technician	\$47,403
1.00	00007735	032000:Contract Services Technician	\$48,315
1.00	00007827	005014:Engineering Technician IV	\$77,444
1.00	00008535	500310:Engineering Technician III (N/S)	\$78,936
1.00	00008536	500310:Engineering Technician III (N/S)	\$57,960
1.00	00008537	512100:Project Architect	\$111,114

Salary Detail-All Funds (In Cost Center Order by Department)

CC 212700 Contract Administration

Proposed FTE	Position Number	Job	Amount
1.00	00008538	512100:Project Architect	\$111,114
1.00	00008546	500310:Engineering Technician III (N/S)	\$78,936
1.00	00009199	500310:Engineering Technician III (N/S)	\$58,710
1.00	00009200	500310:Engineering Technician III (N/S)	\$75,790
1.00	00009217	005120:Project Coordinator	\$108,285
1.00	00009218	512100:Project Architect	\$94,747
1.00	00009355	000300:Office Support Specialist III	\$51,334
1.00	00009584	005120:Project Coordinator	\$79,863
1.00	00009585	005120:Project Coordinator	\$84,637
1.00	00009655	500310:Engineering Technician III (N/S)	\$59,792
1.00	00009656	500310:Engineering Technician III (N/S)	\$58,984
1.00	00009657	500310:Engineering Technician III (N/S)	\$58,817
1.00	00009660	500310:Engineering Technician III (N/S)	\$64,753
1.00	00009661	500310:Engineering Technician III (N/S)	\$55,390
1.00	00009662	532750:Construction Engineering Support Technician	\$43,805
1.00	00009663	500310:Engineering Technician III (N/S)	\$63,001
Total	77.00		\$5,883,026

CC 220100 Mayor's Office

Proposed FTE	Position Number	Job	Amount
1.00	00004700	009000:Mayor	\$160,742
1.00	00006220	806220:Public Policy Coordinator	\$63,149
1.00	00008402	806150:Mayor's Office Support Specialist	\$63,149
1.00	00009009	806300:Administrative Assistant to the Mayor	\$82,618
1.00	00009092	806150:Mayor's Office Support Specialist	\$63,149
Total	5.00		\$432,806

CC 228990 Police Administration

Proposed FTE	Position Number	Job	Amount
1.00	00000978	000421:Executive Aide	\$82,618
1.00	00000980	009095:Chief of Police	\$176,550
1.00	00000983	009094:Assistant Chief Of Police	\$156,860
1.00	00000990	007501:Crime Analyst I	\$51,660
1.00	00001018	007453:Police Corporal	\$99,778
1.00	00007597	807202:Assistant City Attorney III	\$117,168
1.00	00007609	007455:Police Detective	\$99,778
1.00	00008131	008070:Legal Secretary (U)	\$52,042
1.00	00008145	000400:Office Support Specialist IV	\$44,932
1.00	00008466	750200:Police Data Terminal Operator	\$47,403
1.00	00009010	007501:Crime Analyst I	\$49,972
1.00	00009551	768400:Asset Forfeiture Investigator	\$51,064
1.00	00009558	007501:Crime Analyst I	\$56,947
1.00	00087005	000262:Accountant II	\$76,295
1.00	00087010	757001:Homeland Security Grant Supervisor	\$94,682
Total	15.00		\$1,257,747

Salary Detail-All Funds (In Cost Center Order by Department)

CC 229000 Police Benevolence Association

	Proposed FTE	Position Number	Job	Amount
	1.00	00001700	007455:Police Detective	\$99,778
	1.00	00087002	007453:Police Corporal	\$99,778
	1.00	00087001	007451:Police Officer	\$89,544
Total	3.00			\$289,099

CC 229100 Police Criminal Intelligence Bureau

	Proposed FTE	Position Number	Job	Amount
	1.00	00000987	000200:Office Support Specialist II	\$45,594
	1.00	00000991	007472:Police Captain	\$132,422
	1.00	00001013	007453:Police Corporal	\$99,778
	1.00	00001020	007455:Police Detective	\$99,778
	1.00	00001172	007455:Police Detective	\$99,778
	1.00	00001220	007455:Police Detective	\$99,778
	1.00	00001368	007451:Police Officer	\$89,544
	1.00	00001494	007455:Police Detective	\$99,778
	1.00	00001670	007455:Police Detective	\$99,171
	1.00	00001707	007457:Police Sergeant	\$109,886
	1.00	00001713	007455:Police Detective	\$99,778
	1.00	00001716	007455:Police Detective	\$98,998
	1.00	00001735	007455:Police Detective	\$89,552
	1.00	00005455	007501:Crime Analyst I	\$67,413
	1.00	00005456	007501:Crime Analyst I	\$50,584
	1.00	00006359	757040:Homeland Security Business Analyst	\$94,034
	1.00	00007418	007451:Police Officer	\$68,918
	1.00	00007582	251200:Construction Fraud Investigator	\$59,317
	1.00	00008100	007455:Police Detective	\$99,778
	1.00	00008574	007501:Crime Analyst I	\$67,138
	1.00	00009012	007501:Crime Analyst I	\$67,035
	1.00	00009013	007501:Crime Analyst I	\$56,063
	1.00	00009014	007501:Crime Analyst I	\$64,012
Total	23.00			\$1,958,125

CC 229200 Police SSD/Comm Center 911 Funding

	Proposed FTE	Position Number	Job	Amount
	1.00	00006382	780650:Communications Training Supervisor	\$70,000
	1.00	00009023	007442:Communications Technician II	\$41,393
	1.00	00009024	007442:Communications Technician II	\$51,913
	1.00	00009025	007442:Communications Technician II	\$55,390
	1.00	00009026	007441:Communications Technician I	\$34,275
	1.00	00009027	007442:Communications Technician II	\$55,390
	1.00	00009328	007445:Communications Supervisor I	\$52,627
	0.50	00073009	007441:Communications Technician I	\$21,569
	0.50	00073016	007441:Communications Technician I	\$23,702
	1.00	00009601	757020:Homeland Security Strategic Planner	\$63,088
Total	9.00			\$469,348

Salary Detail-All Funds (In Cost Center Order by Department)

CC 229300 Police SSD/Communication Center

Proposed FTE	Position Number	Job	Amount
1.00	00001044	007441:Communications Technician I	\$33,363
1.00	00001046	007442:Communications Technician II	\$41,839
1.00	00001047	007441:Communications Technician I	\$33,891
1.00	00001072	007442:Communications Technician II	\$55,390
1.00	00001087	007442:Communications Technician II	\$55,390
1.00	00001089	007443:Communications Technician III	\$62,338
1.00	00001090	007443:Communications Technician III	\$51,976
1.00	00001094	007442:Communications Technician II	\$42,007
1.00	00001097	007443:Communications Technician III	\$43,805
1.00	00001100	007442:Communications Technician II	\$45,798
1.00	00001101	007441:Communications Technician I	\$34,146
1.00	00001103	007442:Communications Technician II	\$40,847
1.00	00001104	007443:Communications Technician III	\$62,337
1.00	00001108	007442:Communications Technician II	\$55,390
1.00	00001111	007441:Communications Technician I	\$33,363
1.00	00001112	007441:Communications Technician I	\$34,146
1.00	00001113	007442:Communications Technician II	\$52,499
1.00	00001116	007442:Communications Technician II	\$55,390
1.00	00001117	007441:Communications Technician I	\$33,891
1.00	00001119	007442:Communications Technician II	\$44,222
1.00	00001120	007442:Communications Technician II	\$39,885
1.00	00005878	007442:Communications Technician II	\$51,459
1.00	00005893	007442:Communications Technician II	\$50,406
1.00	00005896	007441:Communications Technician I	\$33,363
1.00	00005897	007441:Communications Technician I	\$34,275
1.00	00005898	007443:Communications Technician III	\$45,824
1.00	00005900	007442:Communications Technician II	\$55,390
1.00	00006222	007442:Communications Technician II	\$55,390
1.00	00006367	007443:Communications Technician III	\$43,805
1.00	00006368	007443:Communications Technician III	\$61,689
1.00	00006369	007443:Communications Technician III	\$61,477
1.00	00006370	007443:Communications Technician III	\$62,338
1.00	00006371	007443:Communications Technician III	\$49,860
1.00	00006372	007443:Communications Technician III	\$60,958
1.00	00006373	007443:Communications Technician III	\$46,603
1.00	00006374	007443:Communications Technician III	\$46,262
1.00	00006375	007443:Communications Technician III	\$61,585
1.00	00006377	007445:Communications Supervisor I	\$69,190
1.00	00006378	007445:Communications Supervisor I	\$63,021
1.00	00006379	007445:Communications Supervisor I	\$70,352
1.00	00006380	007445:Communications Supervisor I	\$71,635
1.00	00006381	007445:Communications Supervisor I	\$63,727
1.00	00006383	007446:Communications Supervisor II	\$78,395
1.00	00006384	007446:Communications Supervisor II	\$80,401
1.00	00006385	007446:Communications Supervisor II	\$76,361
1.00	00006413	007442:Communications Technician II	\$55,390
1.00	00006415	007442:Communications Technician II	\$48,554
1.00	00006570	770800:Police Communications Call Ctr Manager	\$111,114
1.00	00006890	007442:Communications Technician II	\$49,696

Salary Detail-All Funds (In Cost Center Order by Department)

CC 229300 Police SSD/Communication Center

Proposed FTE	Position Number	Job	Amount
1.00	00006892	007441:Communications Technician I	\$33,363
1.00	00006893	007442:Communications Technician II	\$41,220
1.00	00006894	007442:Communications Technician II	\$55,390
1.00	00006895	007441:Communications Technician I	\$34,019
1.00	00006896	007441:Communications Technician I	\$33,363
1.00	00006897	007443:Communications Technician III	\$62,338
1.00	00006898	007443:Communications Technician III	\$47,327
1.00	00007246	007442:Communications Technician II	\$55,390
1.00	00007247	007442:Communications Technician II	\$55,390
1.00	00007248	007442:Communications Technician II	\$39,885
1.00	00007249	007442:Communications Technician II	\$41,470
1.00	00007250	007441:Communications Technician I	\$34,146
1.00	00007432	007442:Communications Technician II	\$40,042
1.00	00007433	007441:Communications Technician I	\$33,891
1.00	00007434	007442:Communications Technician II	\$55,390
1.00	00007435	007442:Communications Technician II	\$49,499
1.00	00007436	007441:Communications Technician I	\$34,146
1.00	00007437	007441:Communications Technician I	\$33,363
1.00	00007438	007442:Communications Technician II	\$55,390
1.00	00007555	007442:Communications Technician II	\$49,074
1.00	00007556	007442:Communications Technician II	\$55,390
1.00	00007557	007442:Communications Technician II	\$41,094
1.00	00007558	007442:Communications Technician II	\$46,416
1.00	00007559	007442:Communications Technician II	\$42,203
1.00	00007560	007442:Communications Technician II	\$54,500
1.00	00007561	007441:Communications Technician I	\$33,891
1.00	00007562	007441:Communications Technician I	\$33,891
1.00	00007563	007442:Communications Technician II	\$55,390
1.00	00007565	007442:Communications Technician II	\$55,390
1.00	00007566	007442:Communications Technician II	\$53,612
1.00	00007710	007443:Communications Technician III	\$62,338
1.00	00007711	007443:Communications Technician III	\$62,338
1.00	00007712	007442:Communications Technician II	\$40,886
1.00	00007713	007443:Communications Technician III	\$62,338
1.00	00007715	007443:Communications Technician III	\$62,338
1.00	00007716	007443:Communications Technician III	\$62,338
1.00	00007924	007442:Communications Technician II	\$40,847
1.00	00007926	007442:Communications Technician II	\$55,390
1.00	00007928	007442:Communications Technician II	\$41,275
1.00	00007929	007442:Communications Technician II	\$55,390
1.00	00007931	007442:Communications Technician II	\$55,390
1.00	00007932	007442:Communications Technician II	\$55,390
1.00	00007933	007442:Communications Technician II	\$55,390
1.00	00007934	007442:Communications Technician II	\$55,390
1.00	00007935	007441:Communications Technician I	\$33,363
1.00	00007936	007442:Communications Technician II	\$55,390
1.00	00007937	007442:Communications Technician II	\$55,390
1.00	00007938	007442:Communications Technician II	\$41,275
1.00	00008728	000200:Office Support Specialist II	\$45,594

Salary Detail-All Funds (In Cost Center Order by Department)

CC 229300 Police SSD/Communication Center

Proposed FTE	Position Number	Job	Amount
0.50	00073010	007441:Communications Technician I	\$22,818
0.50	00073015	007441:Communications Technician I	\$16,682
0.50	00073017	007441:Communications Technician I	\$23,131
1.00	00010047	007442:Communications Technician II	\$39,773
1.00	00010048	007442:Communications Technician II	\$39,773
1.00	00010049	007441:Communications Technician I	\$33,891
1.00	00010050	007442:Communications Technician II	\$41,401
1.00	00010051	007442:Communications Technician II	\$41,220
1.00	00010052	007441:Communications Technician I	\$34,019
Total	105.50		\$5,257,066

CC 229400 Police Legal Bureau

Proposed FTE	Position Number	Job	Amount
1.00	00000981	750700:Police Public Records Technician	\$59,925
1.00	00007599	000400:Office Support Specialist IV	\$57,658
1.00	00008370	807020:Paralegal	\$70,281
Total	3.00		\$187,863

CC 229500 Police District One DLIS

Proposed FTE	Position Number	Job	Amount
1.00	00001222	007455:Police Detective	\$99,778
1.00	00001405	007451:Police Officer	\$64,337
1.00	00001625	007455:Police Detective	\$99,778
1.00	00001634	007453:Police Corporal	\$99,778
1.00	00001639	007455:Police Detective	\$99,778
1.00	00001649	007455:Police Detective	\$94,118
1.00	00001650	007455:Police Detective	\$99,778
1.00	00001656	007455:Police Detective	\$99,778
1.00	00001669	007455:Police Detective	\$99,778
1.00	00001674	007455:Police Detective	\$99,171
1.00	00001687	007455:Police Detective	\$99,778
1.00	00006860	007455:Police Detective	\$99,778
1.00	00006861	007455:Police Detective	\$99,778
1.00	00007017	007457:Police Sergeant	\$106,411
1.00	00007740	007451:Police Officer	\$89,544
Total	15.00		\$1,451,357

CC 229600 Police District One ROC

Proposed FTE	Position Number	Job	Amount
1.00	00000979	007457:Police Sergeant	\$109,219
1.00	00001135	007457:Police Sergeant	\$109,886
1.00	00001233	007453:Police Corporal	\$99,778
1.00	00001235	007451:Police Officer	\$89,544
1.00	00001240	007451:Police Officer	\$89,544
1.00	00001301	007451:Police Officer	\$72,039
1.00	00001363	007451:Police Officer	\$89,544
1.00	00001430	007451:Police Officer	\$67,828

Salary Detail-All Funds (In Cost Center Order by Department)

CC 229600 Police District One ROC

Proposed FTE	Position Number	Job	Amount
1.00	00001521	007457:Police Sergeant	\$109,886
1.00	00001559	007451:Police Officer	\$87,004
1.00	00001579	007451:Police Officer	\$70,214
1.00	00001615	007451:Police Officer	\$71,007
1.00	00001686	007453:Police Corporal	\$99,778
1.00	00001752	007451:Police Officer	\$84,119
1.00	00001756	007451:Police Officer	\$78,960
1.00	00004971	007453:Police Corporal	\$99,778
1.00	00006580	007453:Police Corporal	\$99,778
1.00	00006697	007451:Police Officer	\$73,012
1.00	00006854	007453:Police Corporal	\$99,778
1.00	00006857	007453:Police Corporal	\$98,998
1.00	00006987	007451:Police Officer	\$75,144
1.00	00007345	007451:Police Officer	\$89,544
1.00	00007350	007451:Police Officer	\$70,741
1.00	00007417	007451:Police Officer	\$71,007
1.00	00007616	007451:Police Officer	\$88,066
1.00	00007739	007451:Police Officer	\$63,111
1.00	00007781	007455:Police Detective	\$99,778
1.00	00007785	007457:Police Sergeant	\$109,886
1.00	00008088	007451:Police Officer	\$74,580
1.00	00008097	007451:Police Officer	\$87,103
1.00	00008109	007451:Police Officer	\$79,539
1.00	00008226	007451:Police Officer	\$77,154
1.00	00008227	007451:Police Officer	\$70,741
1.00	00008229	007451:Police Officer	\$89,544
1.00	00008261	007451:Police Officer	\$84,448
1.00	00008279	007451:Police Officer	\$89,544
1.00	00008289	007451:Police Officer	\$55,141
1.00	00008556	007451:Police Officer	\$55,141
1.00	00008960	007451:Police Officer	\$89,544
Total			\$3,319,451

CC 229700 Police District One SRO

Proposed FTE	Position Number	Job	Amount
1.00	00004774	007452:School Resource Police Officer	\$89,544
1.00	00004775	007452:School Resource Police Officer	\$82,048
1.00	00005194	007452:School Resource Police Officer	\$89,544
1.00	00008073	007452:School Resource Police Officer	\$89,544
1.00	00008162	007453:Police Corporal	\$99,778
1.00	00008371	007452:School Resource Police Officer	\$78,530
1.00	00008722	007452:School Resource Police Officer	\$89,544
1.00	00008965	007452:School Resource Police Officer	\$89,544
1.00	00008966	007452:School Resource Police Officer	\$71,966
1.00	00008967	007452:School Resource Police Officer	\$78,960
Total			\$859,001

Salary Detail-All Funds (In Cost Center Order by Department)

CC 229750 Police District One Uniform Patrol

Proposed FTE	Position Number	Job	Amount
1.00	00000982	007453:Police Corporal	\$99,778
1.00	00001008	007451:Police Officer	\$89,544
1.00	00001199	007457:Police Sergeant	\$109,886
1.00	00001201	000400:Office Support Specialist IV	\$47,234
1.00	00001206	007458:Police Lieutenant	\$121,272
1.00	00001207	007458:Police Lieutenant	\$122,907
1.00	00001208	007458:Police Lieutenant	\$122,907
1.00	00001212	007475:Police Major	\$138,243
1.00	00001214	007451:Police Officer	\$89,544
1.00	00001215	007451:Police Officer	\$75,833
1.00	00001216	007451:Police Officer	\$89,544
1.00	00001218	007451:Police Officer	\$89,544
1.00	00001219	007451:Police Officer	\$89,544
1.00	00001224	007451:Police Officer	\$89,544
1.00	00001228	007451:Police Officer	\$89,544
1.00	00001236	007451:Police Officer	\$89,544
1.00	00001237	007451:Police Officer	\$89,544
1.00	00001239	007451:Police Officer	\$89,544
1.00	00001247	007451:Police Officer	\$89,544
1.00	00001250	007451:Police Officer	\$69,944
1.00	00001253	007451:Police Officer	\$89,544
1.00	00001258	007451:Police Officer	\$87,103
1.00	00001259	007451:Police Officer	\$89,544
1.00	00001260	007451:Police Officer	\$72,039
1.00	00001262	007451:Police Officer	\$89,544
1.00	00001266	007453:Police Corporal	\$99,778
1.00	00001272	007451:Police Officer	\$89,544
1.00	00001273	007451:Police Officer	\$67,872
1.00	00001278	007457:Police Sergeant	\$109,886
1.00	00001281	007451:Police Officer	\$89,544
1.00	00001284	007451:Police Officer	\$68,918
1.00	00001286	007451:Police Officer	\$89,544
1.00	00001294	007451:Police Officer	\$58,475
1.00	00001295	007451:Police Officer	\$89,544
1.00	00001297	007451:Police Officer	\$89,544
1.00	00001300	007457:Police Sergeant	\$109,886
1.00	00001302	007451:Police Officer	\$89,544
1.00	00001304	007451:Police Officer	\$89,544
1.00	00001307	007451:Police Officer	\$89,544
1.00	00001313	007451:Police Officer	\$85,229
1.00	00001315	007451:Police Officer	\$89,544
1.00	00001316	007451:Police Officer	\$89,544
1.00	00001318	007451:Police Officer	\$89,544
1.00	00001321	007453:Police Corporal	\$99,778
1.00	00001322	007457:Police Sergeant	\$109,886
1.00	00001323	007451:Police Officer	\$89,544
1.00	00001326	007451:Police Officer	\$89,544
1.00	00001327	007451:Police Officer	\$68,005
1.00	00001328	007451:Police Officer	\$89,544

Salary Detail-All Funds (In Cost Center Order by Department)

CC 229750 Police District One Uniform Patrol

Proposed FTE	Position Number	Job	Amount
1.00	00001330	007451:Police Officer	\$89,544
1.00	00001340	007451:Police Officer	\$89,544
1.00	00001343	007453:Police Corporal	\$96,895
1.00	00001344	007457:Police Sergeant	\$109,886
1.00	00001349	007451:Police Officer	\$89,544
1.00	00001354	007453:Police Corporal	\$99,778
1.00	00001356	007451:Police Officer	\$89,544
1.00	00001362	007451:Police Officer	\$65,949
1.00	00001365	007453:Police Corporal	\$99,778
1.00	00001366	007457:Police Sergeant	\$109,886
1.00	00001367	007451:Police Officer	\$80,020
1.00	00001371	007451:Police Officer	\$89,544
1.00	00001377	007457:Police Sergeant	\$109,886
1.00	00001380	007451:Police Officer	\$89,544
1.00	00001385	007451:Police Officer	\$89,544
1.00	00001387	007453:Police Corporal	\$99,171
1.00	00001393	007451:Police Officer	\$56,663
1.00	00001400	007451:Police Officer	\$89,544
1.00	00001407	007451:Police Officer	\$64,337
1.00	00001409	007453:Police Corporal	\$99,778
1.00	00001451	007451:Police Officer	\$89,544
1.00	00001501	007451:Police Officer	\$89,544
1.00	00001504	007451:Police Officer	\$89,544
1.00	00001549	007451:Police Officer	\$89,544
1.00	00001572	007451:Police Officer	\$89,544
1.00	00001590	007451:Police Officer	\$89,544
1.00	00001605	007451:Police Officer	\$89,544
1.00	00001663	007453:Police Corporal	\$99,778
1.00	00001701	007451:Police Officer	\$69,819
1.00	00001737	007472:Police Captain	\$132,422
1.00	00001744	007451:Police Officer	\$89,544
1.00	00001749	007457:Police Sergeant	\$103,660
1.00	00001764	007451:Police Officer	\$89,544
1.00	00001766	007451:Police Officer	\$61,093
1.00	00001778	007451:Police Officer	\$58,475
1.00	00005184	007458:Police Lieutenant	\$122,907
1.00	00005193	007452:School Resource Police Officer	\$89,544
1.00	00006533	007451:Police Officer	\$74,580
1.00	00006534	007451:Police Officer	\$62,160
1.00	00006535	007451:Police Officer	\$62,067
1.00	00006537	007451:Police Officer	\$72,039
1.00	00006666	007451:Police Officer	\$89,544
1.00	00006668	007451:Police Officer	\$89,544
1.00	00006670	007451:Police Officer	\$89,544
1.00	00006677	007451:Police Officer	\$89,544
1.00	00006682	007451:Police Officer	\$89,544
1.00	00006683	007451:Police Officer	\$74,580
1.00	00006688	007451:Police Officer	\$89,544
1.00	00006693	007451:Police Officer	\$89,544

Salary Detail-All Funds (In Cost Center Order by Department)

CC 229750 Police District One Uniform Patrol

Proposed FTE	Position Number	Job	Amount
1.00	00006694	007451: Police Officer	\$89,544
1.00	00006698	007451: Police Officer	\$89,544
1.00	00006982	007451: Police Officer	\$89,544
1.00	00006985	007451: Police Officer	\$89,544
1.00	00006998	007451: Police Officer	\$57,589
1.00	00007011	007451: Police Officer	\$89,544
1.00	00007020	007451: Police Officer	\$66,400
1.00	00007194	007434:Police Community Service Officer	\$47,403
1.00	00007197	768120:Neighborhood Affairs Liaison	\$47,403
1.00	00007204	007434:Police Community Service Officer	\$34,082
1.00	00007353	007457:Police Sergeant	\$109,886
1.00	00007363	007434:Police Community Service Officer	\$45,855
1.00	00007367	007451:Police Officer	\$89,544
1.00	00007431	007451:Police Officer	\$89,544
1.00	00007536	007472:Police Captain	\$132,422
1.00	00007603	007451:Police Officer	\$72,039
1.00	00007621	007451:Police Officer	\$89,544
1.00	00007629	007451:Police Officer	\$63,250
1.00	00007633	007451:Police Officer	\$89,544
1.00	00007641	007451:Police Officer	\$72,039
1.00	00007642	007451:Police Officer	\$78,530
1.00	00007646	007451:Police Officer	\$89,544
1.00	00007647	007451:Police Officer	\$56,663
1.00	00007664	768110:District Support Specialist	\$47,403
1.00	00007667	007457:Police Sergeant	\$109,886
1.00	00007668	007457:Police Sergeant	\$109,886
1.00	00007745	007451:Police Officer	\$60,155
1.00	00007747	007451:Police Officer	\$62,067
1.00	00007748	007451:Police Officer	\$62,067
1.00	00007749	007451:Police Officer	\$80,601
1.00	00007783	007453:Police Corporal	\$99,778
1.00	00007840	007451:Police Officer	\$89,544
1.00	00007862	007451:Police Officer	\$72,039
1.00	00007869	007451:Police Officer	\$87,103
1.00	00007874	007453:Police Corporal	\$99,778
1.00	00007876	007458:Police Lieutenant	\$113,949
1.00	00008082	007451:Police Officer	\$55,141
1.00	00008095	007451:Police Officer	\$89,544
1.00	00008103	007451:Police Officer	\$58,475
1.00	00008106	007451:Police Officer	\$89,544
1.00	00008160	007451:Police Officer	\$89,544
1.00	00008161	007451:Police Officer	\$89,544
1.00	00008220	007451:Police Officer	\$89,544
1.00	00008222	007451:Police Officer	\$89,544
1.00	00008239	007451:Police Officer	\$89,544
1.00	00008242	007451:Police Officer	\$55,141
1.00	00008253	007451:Police Officer	\$89,544
1.00	00008255	007451:Police Officer	\$58,475

Salary Detail-All Funds (In Cost Center Order by Department)

CC 229750 Police District One Uniform Patrol

	Proposed FTE	Position Number	Job	Amount
	1.00	00008265	007451:Police Officer	\$72,879
	1.00	00008269	007451:Police Officer	\$89,544
	1.00	00008278	007451:Police Officer	\$89,544
	1.00	00008280	007451:Police Officer	\$58,475
	1.00	00008287	007451:Police Officer	\$89,544
	1.00	00008288	007451:Police Officer	\$55,141
	1.00	00008291	007451:Police Officer	\$89,544
	1.00	00008293	007451:Police Officer	\$89,544
	1.00	00008557	007451:Police Officer	\$63,250
	1.00	00008723	007451:Police Officer	\$78,057
	1.00	00008826	007451:Police Officer	\$89,544
	1.00	00008827	007451:Police Officer	\$67,828
	1.00	00008832	007451:Police Officer	\$75,093
	1.00	00008843	007451:Police Officer	\$80,626
	1.00	00008958	007451:Police Officer	\$89,544
	1.00	00008084	007451:Police Officer	\$55,141
	1.00	00009082	007451:Police Officer	\$72,994
	1.00	00001348	007451:Police Officer	\$89,396
	1.00	00001379	007451:Police Officer	\$89,544
Total	165.00			\$14,078,374

CC 229760 Police District One DUI

	Proposed FTE	Position Number	Job	Amount
	1.00	00001283	007451:Police Officer	\$70,872
	1.00	00001566	007451:Police Officer	\$78,530
	1.00	00007843	007451:Police Officer	\$89,544
	1.00	00008231	007451:Police Officer	\$72,994
Total	4.00			\$311,941

CC 229800 Police District Two DLIS

	Proposed FTE	Position Number	Job	Amount
	1.00	00001015	007455:Police Detective	\$99,778
	1.00	00001641	007455:Police Detective	\$94,996
	1.00	00001643	007455:Police Detective	\$93,468
	1.00	00001646	007455:Police Detective	\$93,468
	1.00	00001664	007453:Police Corporal	\$96,581
	1.00	00001665	007455:Police Detective	\$92,522
	1.00	00001668	007455:Police Detective	\$99,778
	1.00	00001698	007455:Police Detective	\$99,778
	1.00	00001705	007455:Police Detective	\$99,778
	1.00	00006728	007455:Police Detective	\$99,778
	1.00	00006856	007455:Police Detective	\$92,522
	1.00	00007354	007455:Police Detective	\$99,778
	1.00	00007779	007455:Police Detective	\$86,352
	1.00	00008353	007501:Crime Analyst I	\$49,721
Total	14.00			\$1,298,297

Salary Detail-All Funds (In Cost Center Order by Department)

CC 229900 Police District Two ROC

Proposed FTE	Position Number	Job	Amount
1.00	00001009	007451:Police Officer	\$64,912
1.00	00001252	007451:Police Officer	\$61,093
1.00	00001267	007457:Police Sergeant	\$109,886
1.00	00001308	007451:Police Officer	\$72,039
1.00	00001325	007451:Police Officer	\$86,980
1.00	00001378	007451:Police Officer	\$58,475
1.00	00001398	007453:Police Corporal	\$99,778
1.00	00001428	007451:Police Officer	\$89,544
1.00	00001444	007457:Police Sergeant	\$101,934
1.00	00001465	007455:Police Detective	\$94,996
1.00	00001473	007451:Police Officer	\$74,095
1.00	00001482	007451:Police Officer	\$89,544
1.00	00001486	007451:Police Officer	\$70,872
1.00	00001509	007455:Police Detective	\$96,581
1.00	00001522	007451:Police Officer	\$69,023
1.00	00001523	007451:Police Officer	\$69,819
1.00	00001554	007451:Police Officer	\$88,066
1.00	00001676	007453:Police Corporal	\$94,996
1.00	00001690	007453:Police Corporal	\$99,778
1.00	00001721	007457:Police Sergeant	\$103,660
1.00	00001742	007451:Police Officer	\$77,154
1.00	00001762	007451:Police Officer	\$87,004
1.00	00001775	007451:Police Officer	\$68,918
1.00	00001779	007451:Police Officer	\$89,544
1.00	00001781	007455:Police Detective	\$99,778
1.00	00001784	007451:Police Officer	\$66,957
1.00	00005474	007457:Police Sergeant	\$109,886
1.00	00006661	007451:Police Officer	\$89,544
1.00	00006993	007451:Police Officer	\$79,882
1.00	00007006	007451:Police Officer	\$79,539
1.00	00007419	007451:Police Officer	\$89,544
1.00	00007430	007451:Police Officer	\$72,994
1.00	00007601	007455:Police Detective	\$99,778
1.00	00007648	007451:Police Officer	\$68,902
1.00	00007744	007451:Police Officer	\$79,750
1.00	00007782	007455:Police Detective	\$96,895
1.00	00007837	007451:Police Officer	\$85,229
1.00	00007839	007451:Police Officer	\$68,005
1.00	00007853	007451:Police Officer	\$85,229
1.00	00008045	007451:Police Officer	\$67,143
1.00	00008090	007451:Police Officer	\$67,872
1.00	00008173	007451:Police Officer	\$78,960
1.00	00008176	007453:Police Corporal	\$99,778
1.00	00008249	007451:Police Officer	\$74,580
1.00	00008295	007451:Police Officer	\$79,539
1.00	00008551	007451:Police Officer	\$71,007
1.00	00008831	007451:Police Officer	\$66,048
1.00	00008838	007451:Police Officer	\$66,048
1.00	00008845	007451:Police Officer	\$63,728

Salary Detail-All Funds (In Cost Center Order by Department)

CC 229900 Police District Two ROC

	Proposed FTE	Position Number	Job	Amount
Total	49.00			\$4,025,309

CC 230000 Police District Two SRO

	Proposed FTE	Position Number	Job	Amount
	1.00	00001536	007452:School Resource Police Officer	\$89,544
	1.00	00004777	007452:School Resource Police Officer	\$79,750
	1.00	00004967	007452:School Resource Police Officer	\$89,544
	1.00	00004968	007452:School Resource Police Officer	\$64,337
	1.00	00005189	007452:School Resource Police Officer	\$89,544
	1.00	00005191	007453:Police Corporal	\$99,778
	1.00	00005566	007452:School Resource Police Officer	\$89,544
	1.00	00008721	007452:School Resource Police Officer	\$69,819
	1.00	00009610	007452:School Resource Police Officer	\$89,544
Total	9.00			\$761,403

CC 230050 Police District Two Uniform Patrol

	Proposed FTE	Position Number	Job	Amount
	1.00	00000993	007458:Police Lieutenant	\$121,272
	1.00	00001005	007451:Police Officer	\$89,544
	1.00	00001025	007457:Police Sergeant	\$109,886
	1.00	00001150	000400:Office Support Specialist IV	\$57,658
	1.00	00001151	007475:Police Major	\$138,382
	1.00	00001210	007472:Police Captain	\$132,422
	1.00	00001211	007472:Police Captain	\$132,422
	1.00	00001242	007451:Police Officer	\$84,448
	1.00	00001263	007451:Police Officer	\$64,337
	1.00	00001275	007451:Police Officer	\$68,799
	1.00	00001277	007453:Police Corporal	\$99,778
	1.00	00001292	007451:Police Officer	\$68,902
	1.00	00001312	007451:Police Officer	\$80,020
	1.00	00001336	007451:Police Officer	\$71,007
	1.00	00001373	007451:Police Officer	\$56,663
	1.00	00001374	007451:Police Officer	\$72,039
	1.00	00001383	007451:Police Officer	\$89,544
	1.00	00001391	007451:Police Officer	\$89,544
	1.00	00001402	007451:Police Officer	\$72,994
	1.00	00001403	007451:Police Officer	\$58,475
	1.00	00001414	007458:Police Lieutenant	\$116,847
	1.00	00001426	007451:Police Officer	\$72,994
	1.00	00001427	007451:Police Officer	\$89,544
	1.00	00001429	007451:Police Officer	\$89,544
	1.00	00001431	007451:Police Officer	\$63,250
	1.00	00001432	007453:Police Corporal	\$99,778
	1.00	00001438	007451:Police Officer	\$89,544
	1.00	00001443	007455:Police Detective	\$93,468
	1.00	00001449	007451:Police Officer	\$63,111
	1.00	00001450	007451:Police Officer	\$63,111
	1.00	00001452	007451:Police Officer	\$65,949

Salary Detail-All Funds (In Cost Center Order by Department)

CC 230050 Police District Two Uniform Patrol

Proposed FTE	Position Number	Job	Amount
1.00	00001454	007453:Police Corporal	\$99,778
1.00	00001456	007451:Police Officer	\$89,544
1.00	00001457	007451:Police Officer	\$77,008
1.00	00001458	007451:Police Officer	\$58,475
1.00	00001461	007451:Police Officer	\$89,544
1.00	00001463	007451:Police Officer	\$72,039
1.00	00001468	007451:Police Officer	\$89,544
1.00	00001470	007451:Police Officer	\$89,544
1.00	00001472	007451:Police Officer	\$86,980
1.00	00001474	007451:Police Officer	\$60,570
1.00	00001478	007457:Police Sergeant	\$109,886
1.00	00001480	007451:Police Officer	\$64,337
1.00	00001484	007451:Police Officer	\$80,601
1.00	00001485	007451:Police Officer	\$60,379
1.00	00001488	007451:Police Officer	\$89,544
1.00	00001493	007451:Police Officer	\$82,048
1.00	00001497	007451:Police Officer	\$69,819
1.00	00001499	007453:Police Corporal	\$99,778
1.00	00001500	007457:Police Sergeant	\$109,886
1.00	00001503	007451:Police Officer	\$73,012
1.00	00001507	007451:Police Officer	\$72,994
1.00	00001508	007451:Police Officer	\$79,326
1.00	00001511	007451:Police Officer	\$79,882
1.00	00001528	007451:Police Officer	\$61,093
1.00	00001530	007453:Police Corporal	\$99,778
1.00	00001538	007451:Police Officer	\$72,039
1.00	00001541	007453:Police Corporal	\$99,778
1.00	00001544	007451:Police Officer	\$62,123
1.00	00001546	007451:Police Officer	\$65,080
1.00	00001548	007453:Police Corporal	\$99,778
1.00	00001553	007457:Police Sergeant	\$109,886
1.00	00001558	007451:Police Officer	\$63,629
1.00	00001571	007451:Police Officer	\$69,819
1.00	00001578	007451:Police Officer	\$61,093
1.00	00001581	007451:Police Officer	\$80,601
1.00	00001587	007457:Police Sergeant	\$109,886
1.00	00001591	007451:Police Officer	\$58,475
1.00	00001592	007451:Police Officer	\$76,239
1.00	00001597	007453:Police Corporal	\$99,778
1.00	00001598	007457:Police Sergeant	\$109,886
1.00	00001608	007453:Police Corporal	\$96,581
1.00	00001609	007457:Police Sergeant	\$109,030
1.00	00001613	007451:Police Officer	\$63,250
1.00	00001620	007457:Police Sergeant	\$109,886
1.00	00001636	007457:Police Sergeant	\$109,886
1.00	00001666	007451:Police Officer	\$68,005
1.00	00001685	007458:Police Lieutenant	\$122,907
1.00	00001692	007453:Police Corporal	\$99,778
1.00	00001695	007455:Police Detective	\$97,259

Salary Detail-All Funds (In Cost Center Order by Department)

CC 230050 Police District Two Uniform Patrol

Proposed FTE	Position Number	Job	Amount
1.00	00006191	007451:Police Officer	\$77,008
1.00	00006354	007451:Police Officer	\$89,544
1.00	00006657	007458:Police Lieutenant	\$121,640
1.00	00006660	007451:Police Officer	\$66,957
1.00	00006667	007451:Police Officer	\$89,544
1.00	00006674	007451:Police Officer	\$69,819
1.00	00006690	007451:Police Officer	\$67,223
1.00	00006979	007451:Police Officer	\$75,833
1.00	00006980	007451:Police Officer	\$66,957
1.00	00006981	007451:Police Officer	\$89,544
1.00	00006983	007451:Police Officer	\$82,048
1.00	00006991	007451:Police Officer	\$89,544
1.00	00006994	007457:Police Sergeant	\$109,219
1.00	00006997	007453:Police Corporal	\$99,171
1.00	00007005	007451:Police Officer	\$72,039
1.00	00007010	007451:Police Officer	\$72,039
1.00	00007013	007451:Police Officer	\$79,139
1.00	00007271	007451:Police Officer	\$89,544
1.00	00007273	007451:Police Officer	\$89,544
1.00	00007274	007451:Police Officer	\$68,918
1.00	00007275	007451:Police Officer	\$89,544
1.00	00007344	007451:Police Officer	\$68,005
1.00	00007346	007451:Police Officer	\$89,544
1.00	00007355	007451:Police Officer	\$89,544
1.00	00007359	768110:District Support Specialist	\$47,403
1.00	00007360	007434:Police Community Service Officer	\$47,403
1.00	00007361	007434:Police Community Service Officer	\$47,403
1.00	00007366	007451:Police Officer	\$78,530
1.00	00007415	007453:Police Corporal	\$99,778
1.00	00007606	007451:Police Officer	\$64,337
1.00	00007627	007451:Police Officer	\$89,544
1.00	00007632	007451:Police Officer	\$68,287
1.00	00007741	007451:Police Officer	\$82,048
1.00	00007746	007451:Police Officer	\$69,819
1.00	00007764	007451:Police Officer	\$89,544
1.00	00007767	007451:Police Officer	\$89,544
1.00	00007769	007451:Police Officer	\$72,039
1.00	00007771	007451:Police Officer	\$63,111
1.00	00007773	007451:Police Officer	\$71,007
1.00	00007774	007451:Police Officer	\$89,544
1.00	00007776	007451:Police Officer	\$75,144
1.00	00007787	007458:Police Lieutenant	\$122,907
1.00	00007788	007458:Police Lieutenant	\$122,460
1.00	00007833	007451:Police Officer	\$78,960
1.00	00007836	007451:Police Officer	\$73,991
1.00	00007838	007451:Police Officer	\$58,475
1.00	00007841	007451:Police Officer	\$89,544
1.00	00007844	007451:Police Officer	\$89,544
1.00	00007847	007451:Police Officer	\$77,017

Salary Detail-All Funds (In Cost Center Order by Department)

CC 230050 Police District Two Uniform Patrol

Proposed FTE	Position Number	Job	Amount
1.00	00007848	007451:Police Officer	\$89,544
1.00	00007849	007451:Police Officer	\$80,601
1.00	00007850	007451:Police Officer	\$80,020
1.00	00007852	007451:Police Officer	\$56,663
1.00	00007860	007451:Police Officer	\$62,067
1.00	00007864	007451:Police Officer	\$66,957
1.00	00007865	007451:Police Officer	\$89,544
1.00	00007871	007451:Police Officer	\$89,544
1.00	00007872	007451:Police Officer	\$89,544
1.00	00007873	007453:Police Corporal	\$80,371
1.00	00007879	007457:Police Sergeant	\$109,886
1.00	00007881	007457:Police Sergeant	\$109,886
1.00	00008041	007451:Police Officer	\$56,663
1.00	00008046	007451:Police Officer	\$85,229
1.00	00008047	007451:Police Officer	\$66,957
1.00	00008054	007434:Police Community Service Officer	\$43,451
1.00	00008072	007451:Police Officer	\$63,250
1.00	00008089	007451:Police Officer	\$75,093
1.00	00008093	007451:Police Officer	\$89,544
1.00	00008094	007451:Police Officer	\$89,544
1.00	00008098	007451:Police Officer	\$89,544
1.00	00008102	007451:Police Officer	\$77,929
1.00	00008105	007451:Police Officer	\$89,544
1.00	00008108	007451:Police Officer	\$63,250
1.00	00008170	007451:Police Officer	\$74,580
1.00	00008171	007451:Police Officer	\$74,095
1.00	00008099	007451:Police Officer	\$55,141
1.00	00008225	007451:Police Officer	\$89,544
1.00	00008230	007451:Police Officer	\$89,544
1.00	00008232	007451:Police Officer	\$89,544
1.00	00008233	007451:Police Officer	\$78,530
1.00	00008234	007451:Police Officer	\$79,882
1.00	00008244	007451:Police Officer	\$76,239
1.00	00008246	007451:Police Officer	\$87,004
1.00	00008256	007451:Police Officer	\$89,544
1.00	00008258	007451:Police Officer	\$77,008
1.00	00008259	007451:Police Officer	\$75,093
1.00	00008260	007451:Police Officer	\$88,066
1.00	00008262	007451:Police Officer	\$72,198
1.00	00008264	007451:Police Officer	\$89,544
1.00	00008267	007451:Police Officer	\$89,544
1.00	00008281	007451:Police Officer	\$66,957
1.00	00008286	007451:Police Officer	\$70,214
1.00	00008290	007451:Police Officer	\$66,048
1.00	00008292	007451:Police Officer	\$77,008
1.00	00008386	007451:Police Officer	\$89,544
1.00	00008387	007451:Police Officer	\$89,544
1.00	00008418	007451:Police Officer	\$64,337
1.00	00008420	007451:Police Officer	\$55,141

Salary Detail-All Funds (In Cost Center Order by Department)

CC 230050 Police District Two Uniform Patrol

Proposed FTE	Position Number	Job	Amount
1.00	00008422	007451:Police Officer	\$89,544
1.00	00008424	007451:Police Officer	\$79,877
1.00	00008426	007451:Police Officer	\$67,828
1.00	00008429	007451:Police Officer	\$89,544
1.00	00008430	007451:Police Officer	\$63,629
1.00	00008431	007451:Police Officer	\$89,544
1.00	00008435	007451:Police Officer	\$89,544
1.00	00008463	768120:Neighborhood Affairs Liaison	\$36,414
1.00	00008552	007451:Police Officer	\$89,544
1.00	00008554	007451:Police Officer	\$89,544
1.00	00008555	007451:Police Officer	\$89,544
1.00	00008719	007451:Police Officer	\$55,141
1.00	00008828	007451:Police Officer	\$89,544
1.00	00008830	007451:Police Officer	\$82,048
1.00	00008836	007451:Police Officer	\$89,544
1.00	00008837	007451:Police Officer	\$55,141
1.00	00008840	007451:Police Officer	\$89,544
1.00	00008844	007451:Police Officer	\$55,141
1.00	00008959	007451:Police Officer	\$74,095
1.00	00008962	007451:Police Officer	\$60,570
1.00	00008963	007453:Police Corporal	\$99,778
1.00	00008964	007457:Police Sergeant	\$109,886
1.00	00009084	007451:Police Officer	\$77,154
1.00	00009085	007451:Police Officer	\$74,095
1.00	00009091	754100:Site Program Coordinator (Weed & Seed)	\$51,773
1.00	00009330	007457:Police Sergeant	\$109,886
1.00	00009331	007457:Police Sergeant	\$109,030
1.00	00008419	007451:Police Officer	\$55,141
1.00	00001534	007451:Police Officer	\$57,589
Total	207.00		\$16,902,811

CC 230060 Police District Two DUI

Proposed FTE	Position Number	Job	Amount
1.00	00001225	007451:Police Officer	\$84,448
1.00	00007014	007453:Police Corporal	\$96,581
1.00	00007428	007451:Police Officer	\$78,530
1.00	00007777	007451:Police Officer	\$89,544
1.00	00007780	007453:Police Corporal	\$94,996
1.00	00008092	007451:Police Officer	\$89,544
Total	6.00		\$533,644

CC 230100 Police District Three DLIS

Proposed FTE	Position Number	Job	Amount
1.00	00001355	007457:Police Sergeant	\$109,219
1.00	00001535	007451:Police Officer	\$89,544
1.00	00001626	007455:Police Detective	\$99,778
1.00	00001627	007455:Police Detective	\$99,778
1.00	00001640	007455:Police Detective	\$99,778

Salary Detail-All Funds (In Cost Center Order by Department)

CC 230100 Police District Three DLIS

	Proposed FTE	Position Number	Job	Amount
	1.00	00001642	007455:Police Detective	\$96,895
	1.00	00001644	007455:Police Detective	\$99,778
	1.00	00001645	007455:Police Detective	\$99,778
	1.00	00001652	007455:Police Detective	\$99,778
	1.00	00001657	007455:Police Detective	\$89,552
	1.00	00001662	007455:Police Detective	\$92,522
	1.00	00001691	007455:Police Detective	\$99,778
	1.00	00001724	007455:Police Detective	\$85,453
	1.00	00008085	007451:Police Officer	\$89,544
	1.00	00010045	007451:Police Officer	\$78,960
Total	15.00			\$1,430,132

CC 230200 Police District Three ROC

	Proposed FTE	Position Number	Job	Amount
	1.00	00001279	007451:Police Officer	\$73,012
	1.00	00001289	007457:Police Sergeant	\$102,613
	1.00	00001314	007451:Police Officer	\$62,123
	1.00	00001335	007451:Police Officer	\$73,853
	1.00	00001337	007451:Police Officer	\$59,214
	1.00	00001338	007451:Police Officer	\$72,039
	1.00	00001359	007451:Police Officer	\$61,093
	1.00	00001471	007451:Police Officer	\$61,093
	1.00	00001547	007451:Police Officer	\$72,994
	1.00	00001574	007453:Police Corporal	\$99,778
	1.00	00001584	007451:Police Officer	\$89,544
	1.00	00001602	007451:Police Officer	\$69,023
	1.00	00001631	007453:Police Corporal	\$99,778
	1.00	00001672	007455:Police Detective	\$99,778
	1.00	00001693	007453:Police Corporal	\$93,468
	1.00	00001741	007451:Police Officer	\$73,012
	1.00	00001746	007451:Police Officer	\$68,005
	1.00	00001761	007457:Police Sergeant	\$109,886
	1.00	00001763	007451:Police Officer	\$66,957
	1.00	00001767	007451:Police Officer	\$85,229
	1.00	00001769	007451:Police Officer	\$67,872
	1.00	00001771	007457:Police Sergeant	\$109,886
	1.00	00001772	007451:Police Officer	\$72,994
	1.00	00006538	007451:Police Officer	\$89,544
	1.00	00006662	007451:Police Officer	\$75,833
	1.00	00006971	007453:Police Corporal	\$89,552
	1.00	00007343	007451:Police Officer	\$69,819
	1.00	00007368	007451:Police Officer	\$61,093
	1.00	00007414	007453:Police Corporal	\$94,996
	1.00	00007420	007451:Police Officer	\$89,544
	1.00	00007426	007451:Police Officer	\$74,095
	1.00	00007596	007457:Police Sergeant	\$102,266
	1.00	00007626	007451:Police Officer	\$66,957
	1.00	00007634	007451:Police Officer	\$72,994
	1.00	00007636	007451:Police Officer	\$67,828

Salary Detail-All Funds (In Cost Center Order by Department)

CC 230200 Police District Three ROC

Proposed FTE	Position Number	Job	Amount
1.00	00007758	007451:Police Officer	\$89,544
1.00	00007760	007451:Police Officer	\$71,007
1.00	00007768	007451:Police Officer	\$66,957
1.00	00007775	007451:Police Officer	\$66,048
1.00	00007846	007451:Police Officer	\$67,872
1.00	00007854	007451:Police Officer	\$69,023
1.00	00007857	007451:Police Officer	\$69,819
1.00	00008086	007451:Police Officer	\$69,819
1.00	00008111	007451:Police Officer	\$75,833
1.00	00008270	007451:Police Officer	\$61,093
1.00	00008285	007451:Police Officer	\$89,544
1.00	00008433	007451:Police Officer	\$72,039
Total	47.00		\$3,666,363

CC 230300 Police District Three SRO

Proposed FTE	Position Number	Job	Amount
1.00	00004776	007452:School Resource Police Officer	\$89,544
1.00	00005561	007452:School Resource Police Officer	\$89,544
1.00	00005562	007452:School Resource Police Officer	\$86,980
1.00	00005563	007453:Police Corporal	\$98,998
1.00	00005564	007452:School Resource Police Officer	\$89,544
1.00	00008313	007452:School Resource Police Officer	\$89,544
1.00	00008372	007452:School Resource Police Officer	\$89,544
1.00	00008417	007452:School Resource Police Officer	\$71,007
1.00	00009112	007452:School Resource Police Officer	\$89,544
Total	9.00		\$794,249

CC 230350 Police District Three Uniform Patrol

Proposed FTE	Position Number	Job	Amount
1.00	00001010	007451:Police Officer	\$68,005
1.00	00001024	007453:Police Corporal	\$99,778
1.00	00001026	007457:Police Sergeant	\$107,462
1.00	00001070	007472:Police Captain	\$132,422
1.00	00001234	007457:Police Sergeant	\$109,886
1.00	00001248	007451:Police Officer	\$89,544
1.00	00001255	007453:Police Corporal	\$99,778
1.00	00001257	007451:Police Officer	\$67,828
1.00	00001261	007451:Police Officer	\$87,103
1.00	00001264	007451:Police Officer	\$65,949
1.00	00001293	007451:Police Officer	\$89,544
1.00	00001317	007451:Police Officer	\$68,918
1.00	00001319	007451:Police Officer	\$89,544
1.00	00001332	007453:Police Corporal	\$99,778
1.00	00001361	007451:Police Officer	\$89,544
1.00	00001370	007451:Police Officer	\$62,123
1.00	00001376	007453:Police Corporal	\$99,778
1.00	00001381	007451:Police Officer	\$77,008
1.00	00001382	007451:Police Officer	\$89,544

Salary Detail-All Funds (In Cost Center Order by Department)

CC 230350 Police District Three Uniform Patrol

Proposed FTE	Position Number	Job	Amount
1.00	00001384	007451:Police Officer	\$74,580
1.00	00001389	007451:Police Officer	\$64,912
1.00	00001392	007451:Police Officer	\$89,544
1.00	00001395	007451:Police Officer	\$89,544
1.00	00001396	007451:Police Officer	\$89,544
1.00	00001399	007457:Police Sergeant	\$99,290
1.00	00001410	007458:Police Lieutenant	\$121,272
1.00	00001417	007458:Police Lieutenant	\$122,907
1.00	00001418	007458:Police Lieutenant	\$122,907
1.00	00001423	007475:Police Major	\$138,382
1.00	00001424	007451:Police Officer	\$89,544
1.00	00001433	007457:Police Sergeant	\$109,886
1.00	00001435	007451:Police Officer	\$67,828
1.00	00001437	007451:Police Officer	\$56,663
1.00	00001439	007451:Police Officer	\$89,544
1.00	00001440	007451:Police Officer	\$87,103
1.00	00001445	007451:Police Officer	\$89,544
1.00	00001446	007451:Police Officer	\$59,214
1.00	00001460	007451:Police Officer	\$59,168
1.00	00001466	007458:Police Lieutenant	\$122,559
1.00	00001477	007453:Police Corporal	\$99,778
1.00	00001479	007451:Police Officer	\$61,093
1.00	00001483	007451:Police Officer	\$89,544
1.00	00001496	007451:Police Officer	\$82,048
1.00	00001526	007451:Police Officer	\$89,544
1.00	00001531	007457:Police Sergeant	\$109,886
1.00	00001533	007451:Police Officer	\$62,067
1.00	00001537	007451:Police Officer	\$89,544
1.00	00001543	007451:Police Officer	\$69,819
1.00	00001550	007451:Police Officer	\$63,111
1.00	00001560	007451:Police Officer	\$64,337
1.00	00001565	007451:Police Officer	\$77,008
1.00	00001568	007451:Police Officer	\$80,626
1.00	00001575	007457:Police Sergeant	\$109,886
1.00	00001576	007451:Police Officer	\$89,544
1.00	00001582	007451:Police Officer	\$67,223
1.00	00001583	007451:Police Officer	\$60,570
1.00	00001594	007451:Police Officer	\$75,093
1.00	00001595	007451:Police Officer	\$79,882
1.00	00001611	007451:Police Officer	\$73,991
1.00	00001612	007451:Police Officer	\$58,475
1.00	00001619	007453:Police Corporal	\$99,171
1.00	00001621	000200:Office Support Specialist II	\$45,594
1.00	00001622	000400:Office Support Specialist IV	\$57,658
1.00	00001630	007451:Police Officer	\$86,980
1.00	00001711	007458:Police Lieutenant	\$113,949
1.00	00004969	007453:Police Corporal	\$88,968
1.00	00006536	007451:Police Officer	\$89,544
1.00	00006656	007453:Police Corporal	\$88,681

Salary Detail-All Funds (In Cost Center Order by Department)

CC 230350 Police District Three Uniform Patrol

Proposed FTE	Position Number	Job	Amount
1.00	00006664	007451:Police Officer	\$89,544
1.00	00006669	007451:Police Officer	\$66,957
1.00	00006673	007451:Police Officer	\$89,544
1.00	00006675	007451:Police Officer	\$59,168
1.00	00006679	007451:Police Officer	\$64,337
1.00	00006685	007451:Police Officer	\$89,544
1.00	00006687	007451:Police Officer	\$68,918
1.00	00006689	007451:Police Officer	\$65,949
1.00	00006696	007451:Police Officer	\$71,966
1.00	00006984	007451:Police Officer	\$71,007
1.00	00006986	007451:Police Officer	\$67,223
1.00	00007007	007451:Police Officer	\$56,663
1.00	00007009	007451:Police Officer	\$58,475
1.00	00007196	768110:District Support Specialist	\$47,403
1.00	00007202	768120:Neighborhood Affairs Liaison	\$45,189
1.00	00007351	007451:Police Officer	\$89,544
1.00	00007352	007451:Police Officer	\$89,544
1.00	00007356	007451:Police Officer	\$89,544
1.00	00007358	007451:Police Officer	\$60,570
1.00	00007371	007451:Police Officer	\$89,544
1.00	00007413	007457:Police Sergeant	\$109,886
1.00	00007423	007451:Police Officer	\$89,544
1.00	00007424	007451:Police Officer	\$89,544
1.00	00007604	007453:Police Corporal	\$96,895
1.00	00007612	007451:Police Officer	\$63,111
1.00	00007619	007451:Police Officer	\$66,480
1.00	00007624	007451:Police Officer	\$89,544
1.00	00007625	007451:Police Officer	\$62,123
1.00	00007630	007451:Police Officer	\$78,960
1.00	00007631	007451:Police Officer	\$61,093
1.00	00007639	007451:Police Officer	\$74,580
1.00	00007649	007451:Police Officer	\$60,570
1.00	00007658	007434:Police Community Service Officer	\$36,607
1.00	00007669	007451:Police Officer	\$62,160
1.00	00007742	007451:Police Officer	\$58,475
1.00	00007743	007451:Police Officer	\$66,957
1.00	00007751	007451:Police Officer	\$58,475
1.00	00007752	007451:Police Officer	\$62,067
1.00	00007753	007451:Police Officer	\$89,544
1.00	00007757	007451:Police Officer	\$89,544
1.00	00007765	007451:Police Officer	\$71,966
1.00	00007770	007451:Police Officer	\$55,141
1.00	00007772	007451:Police Officer	\$89,544
1.00	00007784	007472:Police Captain	\$132,422
1.00	00007834	007451:Police Officer	\$55,141
1.00	00007855	007451:Police Officer	\$65,047
1.00	00007856	007451:Police Officer	\$65,080
1.00	00007861	007451:Police Officer	\$64,337
1.00	00007863	007451:Police Officer	\$65,949

Salary Detail-All Funds (In Cost Center Order by Department)

CC 230350 Police District Three Uniform Patrol

Proposed FTE	Position Number	Job	Amount
1.00	00007867	007451:Police Officer	\$80,086
1.00	00007868	007451:Police Officer	\$89,544
1.00	00007870	007451:Police Officer	\$70,741
1.00	00007875	007453:Police Corporal	\$99,778
1.00	00007877	007457:Police Sergeant	\$99,290
1.00	00007878	007457:Police Sergeant	\$99,290
1.00	00007880	007457:Police Sergeant	\$109,886
1.00	00008043	007451:Police Officer	\$62,067
1.00	00008044	007451:Police Officer	\$86,980
1.00	00008049	007457:Police Sergeant	\$109,886
1.00	00008051	007434:Police Community Service Officer	\$36,637
1.00	00008083	007451:Police Officer	\$79,882
1.00	00008087	007451:Police Officer	\$75,833
1.00	00008091	007451:Police Officer	\$77,008
1.00	00008096	007451:Police Officer	\$58,475
1.00	00008104	007451:Police Officer	\$89,544
1.00	00008107	007451:Police Officer	\$71,007
1.00	00008184	007434:Police Community Service Officer	\$47,403
1.00	00008223	007451:Police Officer	\$89,544
1.00	00008238	007451:Police Officer	\$89,544
1.00	00008240	007451:Police Officer	\$89,544
1.00	00008241	007451:Police Officer	\$58,475
1.00	00008245	007451:Police Officer	\$73,991
1.00	00008248	007451:Police Officer	\$62,123
1.00	00008251	007451:Police Officer	\$60,570
1.00	00008252	007451:Police Officer	\$58,475
1.00	00008257	007451:Police Officer	\$89,544
1.00	00008263	007451:Police Officer	\$57,589
1.00	00008268	007451:Police Officer	\$64,337
1.00	00008277	007451:Police Officer	\$68,005
1.00	00008294	007451:Police Officer	\$71,007
1.00	00008425	007451:Police Officer	\$64,337
1.00	00008427	007451:Police Officer	\$61,093
1.00	00008432	007451:Police Officer	\$63,250
1.00	00008553	007451:Police Officer	\$65,047
1.00	00008558	007451:Police Officer	\$78,530
1.00	00008559	007451:Police Officer	\$89,544
1.00	00008589	007451:Police Officer	\$64,337
1.00	00008720	007451:Police Officer	\$55,141
1.00	00008824	007451:Police Officer	\$64,337
1.00	00008825	007451:Police Officer	\$88,066
1.00	00008833	007451:Police Officer	\$68,918
1.00	00008834	007451:Police Officer	\$74,580
1.00	00008835	007451:Police Officer	\$61,975
1.00	00008839	007451:Police Officer	\$55,141
1.00	00008842	007451:Police Officer	\$80,020
1.00	00008955	007451:Police Officer	\$86,560
1.00	00008956	007451:Police Officer	\$71,007
1.00	00008961	007451:Police Officer	\$59,244

Salary Detail-All Funds (In Cost Center Order by Department)

CC 230350 Police District Three Uniform Patrol

	Proposed FTE	Position Number	Job	Amount
	1.00	00009083	007451:Police Officer	\$79,750
Total	167.00			\$13,129,466

CC 230400 Police Environmental Enforcement Squad

	Proposed FTE	Position Number	Job	Amount
	1.00	00009338	007455:Police Detective	\$99,778
Total	1.00			\$99,778

CC 230500 Police Professional Standards Bureau

	Proposed FTE	Position Number	Job	Amount
	1.00	00001071	007472:Police Captain	\$132,422
	1.00	00001310	007455:Police Detective	\$99,778
	1.00	00001675	007455:Police Detective	\$99,778
	1.00	00006576	007455:Police Detective	\$99,171
	1.00	00007602	007455:Police Detective	\$99,778
	1.00	00008128	009094:Assistant Chief Of Police	\$150,194
	1.00	00008178	007455:Police Detective	\$99,778
	1.00	00009588	007472:Police Captain	\$132,422
Total	8.00			\$913,319

CC 230600 Police Investigation - Forensic Unit

	Proposed FTE	Position Number	Job	Amount
	1.00	00001006	000300:Office Support Specialist III	\$51,334
	1.00	00001007	007601:Crime Scene Technician I	\$46,617
	1.00	00001030	007611:Latent Fingerprint Specialist	\$60,069
	1.00	00001031	007602:Crime Scene Technician II	\$64,896
	1.00	00001032	007602:Crime Scene Technician II	\$64,896
	1.00	00001037	007602:Crime Scene Technician II	\$64,896
	1.00	00001038	007702:Police Photo Lab Technician II	\$70,179
	1.00	00001109	007611:Latent Fingerprint Specialist	\$73,174
	1.00	00001191	007601:Crime Scene Technician I	\$43,034
	1.00	00005560	007601:Crime Scene Technician I	\$43,034
	1.00	00005820	007601:Crime Scene Technician I	\$51,074
	1.00	00005821	007602:Crime Scene Technician II	\$58,430
	1.00	00005823	007601:Crime Scene Technician I	\$42,200
	1.00	00005880	007601:Crime Scene Technician I	\$57,658
	1.00	00005902	007601:Crime Scene Technician I	\$48,586
	1.00	00006408	007601:Crime Scene Technician I	\$47,161
	1.00	00006409	007601:Crime Scene Technician I	\$55,127
	1.00	00007072	007601:Crime Scene Technician I	\$40,456
	1.00	00007073	007602:Crime Scene Technician II	\$53,285
	1.00	00007074	007602:Crime Scene Technician II	\$59,516
	1.00	00007079	007605:Identification Section Shift Supervisor	\$78,998
	1.00	00007080	007605:Identification Section Shift Supervisor	\$78,998
	1.00	00007081	007605:Identification Section Shift Supervisor	\$78,998
	1.00	00007809	007601:Crime Scene Technician I	\$54,650
	1.00	00008271	007606:Identification Section Supervisor	\$82,618

Salary Detail-All Funds (In Cost Center Order by Department)

CC 230600 Police Investigation - Forensic Unit

Proposed FTE	Position Number	Job	Amount
1.00	00008369	007611:Latent Fingerprint Specialist	\$60,020
1.00	00009236	007601:Crime Scene Technician I	\$44,777
1.00	00009237	007611:Latent Fingerprint Specialist	\$81,789
1.00	00009238	761000:Latent Print Assistant	\$57,778
1.00	00009535	760300:Crime Scene Multi-Media Technician	\$67,413
1.00	00010057	761001:Fingerprint Technician	\$32,053
Total	31.00		\$1,813,713

CC 230700 Police Investigation - Major Crimes Bureau

Proposed FTE	Position Number	Job	Amount
1.00	00001155	007457:Police Sergeant	\$107,462
1.00	00001223	007457:Police Sergeant	\$102,613
1.00	00001288	007455:Police Detective	\$86,352
1.00	00001299	007455:Police Detective	\$85,453
1.00	00001333	007457:Police Sergeant	\$109,886
1.00	00001372	007451:Police Officer	\$89,544
1.00	00001412	000400:Office Support Specialist IV	\$57,658
1.00	00001524	007451:Police Officer	\$89,544
1.00	00001564	007457:Police Sergeant	\$109,886
1.00	00001586	007455:Police Detective	\$89,552
1.00	00001603	007451:Police Officer	\$89,544
1.00	00001632	007455:Police Detective	\$96,615
1.00	00001633	007455:Police Detective	\$99,778
1.00	00001635	007455:Police Detective	\$92,522
1.00	00001637	007472:Police Captain	\$132,422
1.00	00001648	007455:Police Detective	\$82,637
1.00	00001651	007455:Police Detective	\$86,352
1.00	00001653	007455:Police Detective	\$99,778
1.00	00001658	007455:Police Detective	\$96,895
1.00	00001660	007455:Police Detective	\$99,778
1.00	00001661	007455:Police Detective	\$99,778
1.00	00001667	007455:Police Detective	\$88,968
1.00	00001671	007455:Police Detective	\$99,778
1.00	00001673	007455:Police Detective	\$89,552
1.00	00001699	007455:Police Detective	\$89,552
1.00	00001702	007455:Police Detective	\$99,778
1.00	00001703	007455:Police Detective	\$85,453
1.00	00001704	007455:Police Detective	\$99,778
1.00	00001706	007455:Police Detective	\$99,778
1.00	00001710	007475:Police Major	\$138,382
1.00	00001722	007455:Police Detective	\$99,778
1.00	00001730	007455:Police Detective	\$99,778
1.00	00001731	007455:Police Detective	\$85,453
1.00	00001759	007455:Police Detective	\$94,118
1.00	00005589	000200:Office Support Specialist II	\$45,594
1.00	00006541	007455:Police Detective	\$99,778
1.00	00006577	007455:Police Detective	\$89,267
1.00	00006729	007455:Police Detective	\$99,778
1.00	00006855	007455:Police Detective	\$99,778

Salary Detail-All Funds (In Cost Center Order by Department)

CC 230700 Police Investigation - Major Crimes Bureau

	Proposed FTE	Position Number	Job	Amount
	1.00	00006858	007455:Police Detective	\$82,637
	1.00	00006859	007455:Police Detective	\$99,778
	1.00	00007422	007451:Police Officer	\$79,882
	1.00	00008101	007451:Police Officer	\$89,544
	1.00	00008177	007455:Police Detective	\$94,996
	1.00	00009477	007455:Police Detective	\$99,778
	1.00	00009530	768300:Latent Investigation Assistant	\$55,578
Total	46.00			\$4,310,577

CC 230800 Police Investigation - Violent Crimes Bureau

	Proposed FTE	Position Number	Job	Amount
	1.00	00001016	007453:Police Corporal	\$99,778
	1.00	00001021	007455:Police Detective	\$99,778
	1.00	00001205	007458:Police Lieutenant	\$122,559
	1.00	00001270	007451:Police Officer	\$89,544
	1.00	00001271	007455:Police Detective	\$94,996
	1.00	00001291	007451:Police Officer	\$89,544
	1.00	00001345	007451:Police Officer	\$79,139
	1.00	00001360	007451:Police Officer	\$89,544
	1.00	00001502	007451:Police Officer	\$72,039
	1.00	00001518	007451:Police Officer	\$87,103
	1.00	00001552	007455:Police Detective	\$99,778
	1.00	00001647	007455:Police Detective	\$99,778
	1.00	00001678	007457:Police Sergeant	\$109,886
	1.00	00001679	007457:Police Sergeant	\$109,886
	1.00	00001688	007455:Police Detective	\$82,637
	1.00	00001694	007453:Police Corporal	\$99,778
	1.00	00001720	007455:Police Detective	\$82,637
	1.00	00001723	007455:Police Detective	\$99,778
	1.00	00001726	007455:Police Detective	\$99,778
	1.00	00001727	007455:Police Detective	\$99,778
	1.00	00001729	007453:Police Corporal	\$99,778
	1.00	00001732	007455:Police Detective	\$99,778
	1.00	00001733	007455:Police Detective	\$99,778
	1.00	00001734	007455:Police Detective	\$99,171
	1.00	00001736	007457:Police Sergeant	\$109,886
	1.00	00001754	007451:Police Officer	\$80,626
	1.00	00001757	007451:Police Officer	\$89,544
	1.00	00001774	007451:Police Officer	\$89,544
	1.00	00001777	007451:Police Officer	\$64,337
	1.00	00004970	007451:Police Officer	\$79,750
	1.00	00006578	007455:Police Detective	\$99,778
	1.00	00006671	007451:Police Officer	\$89,544
	1.00	00006686	007451:Police Officer	\$74,580
	1.00	00006692	007451:Police Officer	\$73,991
	1.00	00006969	007455:Police Detective	\$98,998
	1.00	00006970	007455:Police Detective	\$92,036
	1.00	00006972	007455:Police Detective	\$94,118
	1.00	00006973	007455:Police Detective	\$99,778

Salary Detail-All Funds (In Cost Center Order by Department)

CC 230800 Police Investigation - Violent Crimes Bureau

	Proposed FTE	Position Number	Job	Amount
	1.00	00006975	007457:Police Sergeant	\$109,886
	1.00	00006990	007451:Police Officer	\$82,048
	1.00	00007347	007451:Police Officer	\$78,926
	1.00	00007348	007451:Police Officer	\$78,057
	1.00	00007357	007451:Police Officer	\$67,872
	1.00	00007412	007457:Police Sergeant	\$109,886
	1.00	00007620	007451:Police Officer	\$89,544
	1.00	00007644	007451:Police Officer	\$89,544
	1.00	00007665	007482:Evidence Specialist	\$43,071
	1.00	00007759	007451:Police Officer	\$80,020
	1.00	00007761	007451:Police Officer	\$71,007
	1.00	00007789	007457:Police Sergeant	\$109,886
	1.00	00007866	007451:Police Officer	\$77,154
	1.00	00007965	007472:Police Captain	\$132,422
	1.00	00008042	007451:Police Officer	\$79,877
	1.00	00008048	007451:Police Officer	\$69,023
	1.00	00008179	007455:Police Detective	\$99,778
	1.00	00008180	007455:Police Detective	\$99,778
	1.00	00008181	007455:Police Detective	\$99,778
	1.00	00008247	007451:Police Officer	\$89,544
	1.00	00008250	007451:Police Officer	\$89,544
	1.00	00008829	007451:Police Officer	\$89,544
	1.00	00009363	007453:Police Corporal	\$99,778
Total	61.00			\$5,578,714

CC 231000 Police Public Information Office

	Proposed FTE	Position Number	Job	Amount
	1.00	00001194	802300:Assistant Public Safety Information Coordinator	\$62,690
	1.00	00006543	008050:Public Safety Information Coordinator	\$108,451
	1.00	00007203	802300:Assistant Public Safety Information Coordinator	\$80,824
Total	3.00			\$251,965

CC 231100 Police SOD/Special Incident Management Unit

	Proposed FTE	Position Number	Job	Amount
	1.00	00000988	007453:Police Corporal	\$94,118
	1.00	00001204	007458:Police Lieutenant	\$117,589
	1.00	00001527	007451:Police Officer	\$89,544
	1.00	00005702	000400:Office Support Specialist IV	\$57,658
	1.00	00007421	007451:Police Officer	\$75,833
	1.00	00007617	007451:Police Officer	\$78,652
	1.00	00007666	007457:Police Sergeant	\$109,886
	1.00	00007750	007451:Police Officer	\$89,544
	1.00	00008175	007457:Police Sergeant	\$109,886
	1.00	00008254	007451:Police Officer	\$89,544
	1.00	00008276	007451:Police Officer	\$72,039
	1.00	00009115	755000:Police Special Events Coordinator	\$86,507
	1.00	00010046	007453:Police Corporal	\$99,778
Total	13.00			\$1,170,579

Salary Detail-All Funds (In Cost Center Order by Department)

CC 231200 Police SOD / Aviation Unit

Proposed FTE	Position Number	Job	Amount
1.00	00001448	007451:Police Officer	\$79,882
1.00	00001514	007416:Chief Pilot	\$104,395
1.00	00001557	007415:Police Flight Officer	\$100,381
1.00	00001570	007451:Police Officer	\$89,544
1.00	00001789	007415:Police Flight Officer	\$95,025
1.00	00001791	007415:Police Flight Officer	\$100,381
1.00	00001794	007423:Police Aircraft Mechanic Supervisor	\$75,675
1.00	00006663	007451:Police Officer	\$75,093
1.00	00006989	007451:Police Officer	\$89,544
1.00	00007012	007415:Police Flight Officer	\$100,381
1.00	00007216	007457:Police Sergeant	\$109,886
1.00	00007971	007420:Police Aircraft Mechanic	\$62,793
1.00	00008185	334100:Materials Coordinator	\$57,658
1.00	00008221	007451:Police Officer	\$80,020
1.00	00008224	007451:Police Officer	\$89,544
1.00	00008725	007415:Police Flight Officer	\$100,381
Total	16.00		\$1,410,582

CC 231560 Police District Three DUI CC 231560

Proposed FTE	Position Number	Job	Amount
1.00	00001282	007451:Police Officer	\$79,877
1.00	00001512	007451:Police Officer	\$80,020
1.00	00007004	007451:Police Officer	\$89,544
1.00	00007614	007451:Police Officer	\$82,048
Total	4.00		\$331,488

CC 231800 Police SOD / K9 Unit

Proposed FTE	Position Number	Job	Amount
1.00	00001542	007457:Police Sergeant	\$102,943
1.00	00001588	007451:Police Officer	\$89,544
1.00	00001755	007451:Police Officer	\$89,544
1.00	00006665	007451:Police Officer	\$89,544
1.00	00006996	007453:Police Corporal	\$99,778
1.00	00007016	007453:Police Corporal	\$99,778
1.00	00007349	007451:Police Officer	\$89,544
1.00	00007370	007451:Police Officer	\$89,544
1.00	00007425	007451:Police Officer	\$82,048
1.00	00007623	007451:Police Officer	\$89,544
1.00	00007638	007451:Police Officer	\$89,544
1.00	00007835	007451:Police Officer	\$89,544
1.00	00007845	007451:Police Officer	\$79,750
1.00	00008236	007451:Police Officer	\$89,544
1.00	00008284	007451:Police Officer	\$89,544
Total	15.00		\$1,359,736

CC 231900 Police SOD / Marine Unit

Proposed FTE	Position Number	Job	Amount
--------------	-----------------	-----	--------

Salary Detail-All Funds (In Cost Center Order by Department)

CC 231900 Police SOD / Marine Unit

Proposed FTE	Position Number	Job	Amount
1.00	00001231	007451:Police Officer	\$89,544
1.00	00001334	007451:Police Officer	\$89,544
1.00	00001492	007451:Police Officer	\$89,544
1.00	00001516	007451:Police Officer	\$89,544
1.00	00001783	007451:Police Officer	\$89,544
1.00	00007755	007451:Police Officer	\$89,544
1.00	00008560	007453:Police Corporal	\$99,778
Total	7.00		\$637,042

CC 232100 Police SOD / Mounted Unit

Proposed FTE	Position Number	Job	Amount
1.00	00001490	007451:Police Officer	\$75,093
1.00	00001563	007453:Police Corporal	\$99,778
1.00	00006988	007451:Police Officer	\$89,544
1.00	00007618	007451:Police Officer	\$79,882
1.00	00008282	007451:Police Officer	\$89,544
Total	5.00		\$433,840

CC 232150 Police SSD/SOB Special Operations Bureau

Proposed FTE	Position Number	Job	Amount
1.00	00001420	007472:Police Captain	\$132,422
1.00	00001539	007458:Police Lieutenant	\$122,907
1.00	00007859	007451:Police Officer	\$89,544
1.00	00008144	007475:Police Major	\$138,382
1.00	00009229	007434:Police Community Service Officer	\$47,403
Total	5.00		\$530,659

CC 232300 Police SOD / Traffic Squad

Proposed FTE	Position Number	Job	Amount
1.00	00001227	007451:Police Officer	\$89,544
1.00	00001268	007451:Police Officer	\$89,544
1.00	00001269	007451:Police Officer	\$89,544
1.00	00001290	007451:Police Officer	\$89,544
1.00	00001303	007451:Police Officer	\$89,544
1.00	00001357	007451:Police Officer	\$89,544
1.00	00001520	007453:Police Corporal	\$92,855
1.00	00001610	007451:Police Officer	\$80,020
1.00	00001617	007451:Police Officer	\$89,544
1.00	00001638	007455:Police Detective	\$94,118
1.00	00001654	007457:Police Sergeant	\$109,219
1.00	00001659	007455:Police Detective	\$85,453
1.00	00006532	007451:Police Officer	\$89,544
1.00	00006676	007451:Police Officer	\$89,544
1.00	00006691	007451:Police Officer	\$89,544
1.00	00007001	007451:Police Officer	\$80,020
1.00	00007015	007453:Police Corporal	\$99,778
1.00	00007019	007451:Police Officer	\$71,007

Salary Detail-All Funds (In Cost Center Order by Department)

CC 232300 Police SOD / Traffic Squad

Proposed FTE	Position Number	Job	Amount
1.00	00007272	007451:Police Officer	\$89,544
1.00	00007369	007451:Police Officer	\$66,048
1.00	00007622	007451:Police Officer	\$89,544
1.00	00007637	007451:Police Officer	\$89,544
1.00	00007643	007451:Police Officer	\$78,530
1.00	00007754	007451:Police Officer	\$66,957
1.00	00007756	007451:Police Officer	\$77,929
1.00	00007778	007451:Police Officer	\$89,544
1.00	00007832	007453:Police Corporal	\$93,468
1.00	00007858	007451:Police Officer	\$85,229
1.00	00008243	007451:Police Officer	\$89,544
1.00	00008421	007451:Police Officer	\$65,949
1.00	00008423	007451:Police Officer	\$70,872
1.00	00008550	007457:Police Sergeant	\$109,886
1.00	00008841	007451:Police Officer	\$65,949
Total	33.00		\$2,836,447

CC 232500 Police SSD/ Building Maintenance

Proposed FTE	Position Number	Job	Amount
1.00	00001140	755600:Police Facility & Security Technician	\$55,390
1.00	00007193	767500:Police Facility,Supply & Security Supv	\$69,056
1.00	00008411	755600:Police Facility & Security Technician	\$41,273
Total	3.00		\$165,720

CC 232600 Police SSD / Evidence

Proposed FTE	Position Number	Job	Amount
1.00	00001181	007481:Evidence Technician	\$49,213
1.00	00001187	007481:Evidence Technician	\$44,071
1.00	00001188	007481:Evidence Technician	\$37,743
1.00	00001189	007481:Evidence Technician	\$49,213
1.00	00001192	007482:Evidence Specialist	\$57,658
1.00	00005882	007481:Evidence Technician	\$49,213
1.00	00005883	007481:Evidence Technician	\$49,213
1.00	00005884	007481:Evidence Technician	\$49,213
1.00	00006236	007485:Evidence Control Supervisor	\$67,277
1.00	00006282	007481:Evidence Technician	\$49,213
1.00	00006283	007481:Evidence Technician	\$48,440
1.00	00006356	007484:Evidence Services Assistant Supervisor	\$65,998
1.00	00006391	007481:Evidence Technician	\$38,328
1.00	00007812	007481:Evidence Technician	\$44,896
1.00	00008460	007481:Evidence Technician	\$34,715
1.00	00008461	007481:Evidence Technician	\$34,715
1.00	00008462	007481:Evidence Technician	\$49,213
1.00	00009230	007481:Evidence Technician	\$48,477
Total	18.00		\$866,808

Salary Detail-All Funds (In Cost Center Order by Department)

CC 232700 Police SSD / Extra Duty Admin

	Proposed FTE	Position Number	Job	Amount
	1.00	00007362	000211:Customer Service Representative I	\$38,071
	1.00	00008035	000211:Customer Service Representative I	\$51,334
	1.00	00008129	000300:Office Support Specialist III	\$51,334
	1.00	00009111	007560:Police Extra Duty & Fleet Maintenance Coordinator	\$86,507
Total	4.00			\$227,247

CC 232900 Police SSD / Personnel

	Proposed FTE	Position Number	Job	Amount
	1.00	00000994	000400:Office Support Specialist IV	\$50,441
	1.00	00001209	007472:Police Captain	\$132,422
	1.00	00001388	007457:Police Sergeant	\$109,886
	1.00	00001628	007453:Police Corporal	\$99,778
	1.00	00001708	000300:Office Support Specialist III	\$51,334
	1.00	00005703	000400:Office Support Specialist IV	\$41,105
	1.00	00005876	007495:Crime Prevention Program Coordinator	\$70,179
	1.00	00007705	000502:Personnel Assistant II	\$57,658
	1.00	00007708	007510:Polygraph Specialist	\$82,056
	1.00	00007762	007451:Police Officer	\$72,994
	1.00	00008055	007510:Polygraph Specialist	\$82,056
	1.00	00008127	000501:Personnel Assistant I	\$51,334
	1.00	00009215	007475:Police Major	\$138,382
	1.00	00009216	007458:Police Lieutenant	\$122,907
	1.00	00009524	007520:Background Investigator	\$65,862
	1.00	00009525	007520:Background Investigator	\$65,912
	1.00	00009529	766200:Police Training Specialist	\$68,573
	1.00	00009691	802000:Police Recruit	\$41,787
	1.00	00009692	802000:Police Recruit	\$41,787
	1.00	00009693	802000:Police Recruit	\$41,787
	1.00	00009694	802000:Police Recruit	\$41,787
	1.00	00009695	802000:Police Recruit	\$41,787
	1.00	00009696	802000:Police Recruit	\$41,787
	1.00	00009697	802000:Police Recruit	\$41,787
	1.00	00009698	802000:Police Recruit	\$41,787
	1.00	00009699	802000:Police Recruit	\$41,787
	1.00	00009700	802000:Police Recruit	\$41,787
	1.00	00009701	802000:Police Recruit	\$41,787
	1.00	00009702	802000:Police Recruit	\$41,787
	1.00	00009703	802000:Police Recruit	\$41,787
	1.00	00009704	802000:Police Recruit	\$41,787
	1.00	00009705	802000:Police Recruit	\$41,787
	1.00	00009706	802000:Police Recruit	\$41,787
	1.00	00009707	802000:Police Recruit	\$41,787
	1.00	00009708	802000:Police Recruit	\$41,787
	1.00	00009709	802000:Police Recruit	\$41,787
	1.00	00009710	802000:Police Recruit	\$41,787
Total	37.00			\$2,198,625

Salary Detail-All Funds (In Cost Center Order by Department)

CC 233000 Police SSD / Police Athletic League

	Proposed FTE	Position Number	Job	Amount
	1.00	00001394	007452:School Resource Police Officer	\$79,326
	1.00	00007635	007451:Police Officer	\$61,093
Total	2.00			\$140,419

CC 233300 Police SSD / Records

	Proposed FTE	Position Number	Job	Amount
	1.00	00001041	750200:Police Data Terminal Operator	\$47,403
	1.00	00001055	750200:Police Data Terminal Operator	\$47,403
	1.00	00001058	007405:Range Master	\$63,145
	1.00	00001059	750200:Police Data Terminal Operator	\$47,403
	1.00	00001061	750200:Police Data Terminal Operator	\$47,403
	1.00	00004885	750600:Police Records Coordinator	\$75,566
	1.00	00005471	750500:Police Records Supervisor	\$69,056
	1.00	00005879	000200:Office Support Specialist II	\$45,594
	1.00	00006240	000200:Office Support Specialist II	\$36,439
	1.00	00006386	000200:Office Support Specialist II	\$37,105
	1.00	00006410	750200:Police Data Terminal Operator	\$47,403
	1.00	00006411	000200:Office Support Specialist II	\$45,594
	1.00	00007018	000200:Office Support Specialist II	\$35,698
	1.00	00007027	000200:Office Support Specialist II	\$45,594
	1.00	00007028	000200:Office Support Specialist II	\$45,594
	1.00	00007029	750200:Police Data Terminal Operator	\$35,112
	1.00	00007070	750200:Police Data Terminal Operator	\$47,403
	1.00	00007071	750200:Police Data Terminal Operator	\$47,403
	1.00	00007199	750500:Police Records Supervisor	\$69,056
	1.00	00007201	768050:Police Validation Specialist	\$53,877
	1.00	00007706	750200:Police Data Terminal Operator	\$35,194
	1.00	00007798	768050:Police Validation Specialist	\$53,877
	1.00	00007806	750200:Police Data Terminal Operator	\$47,403
	1.00	00007807	750200:Police Data Terminal Operator	\$47,403
	1.00	00008355	000200:Office Support Specialist II	\$35,170
Total	25.00			\$1,208,299

CC 233500 Police SSD / Supply

	Proposed FTE	Position Number	Job	Amount
	1.00	00001185	755250:Police Supply & Events Technician II	\$49,213
	1.00	00006235	755200:Police Supply & Events Technician I	\$43,805
Total	2.00			\$93,018

CC 233600 Police SSD / Training

	Proposed FTE	Position Number	Job	Amount
	1.00	00001329	007453:Police Corporal	\$99,778
	1.00	00001495	007451:Police Officer	\$89,544
	1.00	00006968	000200:Office Support Specialist II	\$40,152
	1.00	00007416	007451:Police Officer	\$89,544
	1.00	00009494	766200:Police Training Specialist	\$69,267
	1.00	00009495	766200:Police Training Specialist	\$68,260

Salary Detail-All Funds (In Cost Center Order by Department)

CC 233600 Police SSD / Training

	Proposed FTE	Position Number	Job	Amount
	1.00	00009528	766200:Police Training Specialist	\$63,444
Total	7.00			\$519,990

CC 211700 City Council Admin

	Proposed FTE	Position Number	Job	Amount
	1.00	00000003	008065:Legislative Aide	\$82,618
	1.00	00000005	008065:Legislative Aide	\$64,200
	1.00	00000007	009150:City Council Member	\$46,238
	1.00	00000008	009150:City Council Member	\$46,238
	1.00	00000009	009150:City Council Member	\$46,238
	1.00	00000010	009150:City Council Member	\$46,238
	1.00	00000011	009150:City Council Member	\$46,238
	1.00	00000012	009150:City Council Member	\$46,238
	1.00	00000013	009150:City Council Member	\$46,238
	1.00	00007408	008065:Legislative Aide	\$75,585
	1.00	00007409	008065:Legislative Aide	\$56,073
	1.00	00007410	008065:Legislative Aide	\$80,733
	1.00	00007411	008065:Legislative Aide	\$64,788
	1.00	00008146	805000:Senior City Council/City Clerk Support Specialist	\$61,094
	1.00	00009098	009140:City Council Attorney	\$112,424
	1.00	00009956	805200:Legislative Aide to Council Chair	\$82,618
Total	16.00			\$1,003,801

CC 219900 Internal Audit

	Proposed FTE	Position Number	Job	Amount
	1.00	00000096	000271:Senior Auditor	\$98,987
	1.00	00000101	000271:Senior Auditor	\$92,430
	1.00	00000103	009035:Internal Auditor	\$133,869
	1.00	00000104	000271:Senior Auditor	\$83,537
	1.00	00009498	000271:Senior Auditor	\$83,459
Total	5.00			\$492,281

CC 217400 Fleet Maintenance Administration

	Proposed FTE	Position Number	Job	Amount
	1.00	00003558	000300:Office Support Specialist III	\$45,787
	1.00	00005244	007215:Specifications Officer	\$69,482
	1.00	00006249	003790:Fleet Manager	\$111,946
	1.00	00006288	003722:Fleet Mechanic II	\$46,301
	1.00	00007068	004335:Automotive Repair Ctr Supervisor	\$65,820
Total	5.00			\$339,336

CC 217500 Fleet Maintenance Fuel Logistics

	Proposed FTE	Position Number	Job	Amount
	1.00	00003555	433100:Fuel Control Technician	\$42,680
Total	1.00			\$42,680

Salary Detail-All Funds (In Cost Center Order by Department)

CC 217700 Fleet Operating Inventory

	Proposed FTE	Position Number	Job	Amount
	1.00	00003563	003722:Fleet Mechanic II	\$45,952
	1.00	00007324	431240:Master Fleet Mechanic II - EVT	\$50,216
Total	2.00			\$96,167

CC 217800 Fleet Operating Logistics

	Proposed FTE	Position Number	Job	Amount
	1.00	00003554	003722:Fleet Mechanic II	\$43,805
	1.00	00003575	004837:Fleet Acquisition Supervisor	\$68,648
	1.00	00003582	433000:Fleet Inspections/Workload Technician	\$67,413
	1.00	00003585	003723:Fleet Mechanic III	\$47,403
	1.00	00003587	433000:Fleet Inspections/Workload Technician	\$67,413
	1.00	00003588	431340:Master Fleet Mechanic III-EVT	\$72,842
	1.00	00003589	003722:Fleet Mechanic II	\$43,805
	1.00	00003591	004350:Paint & Body Mechanic	\$62,338
	1.00	00003594	003713:Master Fleet Mechanic III	\$51,737
	1.00	00003607	003723:Fleet Mechanic III	\$67,413
	1.00	00003617	004302:Automotive Service Attendant II	\$37,564
	1.00	00003627	003723:Fleet Mechanic III	\$67,413
	1.00	00003629	003713:Master Fleet Mechanic III	\$70,179
	1.00	00003630	003722:Fleet Mechanic II	\$48,282
	1.00	00003631	003723:Fleet Mechanic III	\$67,413
	1.00	00003632	003723:Fleet Mechanic III	\$67,413
	1.00	00003635	004324:Fleet Mechanic Supervisor I	\$65,269
	1.00	00003637	004324:Fleet Mechanic Supervisor I	\$51,836
	1.00	00003638	431340:Master Fleet Mechanic III-EVT	\$72,842
	1.00	00003640	004324:Fleet Mechanic Supervisor I	\$48,235
	1.00	00003641	004302:Automotive Service Attendant II	\$38,411
	1.00	00003649	004302:Automotive Service Attendant II	\$47,403
	1.00	00003659	003722:Fleet Mechanic II	\$43,805
	1.00	00003663	004302:Automotive Service Attendant II	\$46,019
	1.00	00003973	431340:Master Fleet Mechanic III-EVT	\$58,322
	1.00	00005187	003713:Master Fleet Mechanic III	\$70,179
	1.00	00005246	433000:Fleet Inspections/Workload Technician	\$67,413
	1.00	00005247	003722:Fleet Mechanic II	\$44,715
	1.00	00005283	431800:Fleet Analyst Supervisor	\$67,992
	1.00	00005326	003723:Fleet Mechanic III	\$67,413
	1.00	00005384	433000:Fleet Inspections/Workload Technician	\$63,031
	1.00	00005450	431340:Master Fleet Mechanic III-EVT	\$72,842
	1.00	00005452	003722:Fleet Mechanic II	\$45,354
	1.00	00005496	003722:Fleet Mechanic II	\$44,549
	1.00	00005497	003722:Fleet Mechanic II	\$55,258
	1.00	00005506	004302:Automotive Service Attendant II	\$34,114
	1.00	00006352	004324:Fleet Mechanic Supervisor I	\$72,197
	1.00	00009516	003722:Fleet Mechanic II	\$43,805
	1.00	00009517	003722:Fleet Mechanic II	\$52,229
	1.00	00009518	003722:Fleet Mechanic II	\$52,097
	1.00	00009519	003722:Fleet Mechanic II	\$51,714
	1.00	00009674	003722:Fleet Mechanic II	\$43,805
	1.00	00009675	003723:Fleet Mechanic III	\$66,303

Salary Detail-All Funds (In Cost Center Order by Department)

CC 217800 Fleet Operating Logistics

	Proposed FTE	Position Number	Job	Amount
	1.00	00009676	094000:Work Order Technician	\$47,636
	1.00	00003577	003723:Fleet Mechanic III	\$62,174
Total	45.00			\$2,548,039

CC 218100 Fleet Operating TFR Maintenance

	Proposed FTE	Position Number	Job	Amount
	1.00	00000641	004335:Automotive Repair Ctr Supervisor	\$86,507
	1.00	00000928	003722:Fleet Mechanic II	\$51,510
	1.00	00000931	003723:Fleet Mechanic III	\$67,413
	1.00	00003598	431340:Master Fleet Mechanic III-EVT	\$72,842
	1.00	00003658	431340:Master Fleet Mechanic III-EVT	\$70,096
	1.00	00004715	431340:Master Fleet Mechanic III-EVT	\$72,842
	1.00	00008079	003722:Fleet Mechanic II	\$61,024
	1.00	00009546	003722:Fleet Mechanic II	\$48,273
	1.00	00009547	003722:Fleet Mechanic II	\$47,549
Total	9.00			\$578,055

CC 210900 Chief of Staff Administration

	Proposed FTE	Position Number	Job	Amount
	1.00	00005216	924900:Chief of Staff	\$176,550
	1.00	00007294	000421:Executive Aide	\$82,618
	1.00	00009714	212010:ADA Coordinator	\$65,646
Total	3.00			\$324,814

CC 242100 Technology and Innovation CIO Office

	Proposed FTE	Position Number	Job	Amount
	1.00	00000203	083400:Senior Network Engineer	\$111,114
	1.00	00004506	000421:Executive Aide	\$56,236
	1.00	00004673	000411:Administrative Assistant I	\$40,269
	1.00	00004681	009065:Chief Technology Officer	\$152,485
	1.00	00005264	081200:Senior Security Systems Analyst	\$111,114
	1.00	00006195	000411:Administrative Assistant I	\$60,320
	1.00	00008705	085500:Lead Systems Analyst	\$127,192
Total	7.00			\$658,729

CC 242200 Technology and Innovation Operations Improvement

	Proposed FTE	Position Number	Job	Amount
	1.00	00007496	925700:Manager of Enterprise Change Management	\$114,005
	1.00	00008809	085600:Change Management Analyst	\$84,124
	1.00	00009615	085600:Change Management Analyst	\$73,510
Total	3.00			\$271,639

CC 242400 Technology and Innovation GIS Services

	Proposed FTE	Position Number	Job	Amount
	1.00	00003049	064400:Senior GIS Analyst II	\$102,069

Salary Detail-All Funds (In Cost Center Order by Department)

CC 242400 Technology and Innovation GIS Services

	Proposed FTE	Position Number	Job	Amount
	1.00	00006923	085500:Lead Systems Analyst	\$115,699
	1.00	00007541	064100:GIS Analyst I	\$75,566
	1.00	00008547	085500:Lead Systems Analyst	\$114,462
	1.00	00008983	064200:GIS Analyst II	\$74,470
	1.00	00009079	064200:GIS Analyst II	\$63,114
	1.00	00009260	064200:GIS Analyst II	\$76,576
Total	7.00			\$621,956

CC 242500 Technology and Innovation Web Services

	Proposed FTE	Position Number	Job	Amount
	1.00	00003868	000972:Applications Systems Analyst	\$74,530
	1.00	00005225	000972:Applications Systems Analyst	\$77,149
	1.00	00006262	085500:Lead Systems Analyst	\$127,192
	1.00	00006531	000972:Applications Systems Analyst	\$82,228
	1.00	00006699	000963:Senior Applications Programmer	\$111,114
	1.00	00006921	000972:Applications Systems Analyst	\$72,603
	1.00	00007962	000972:Applications Systems Analyst	\$94,682
	1.00	00008365	000963:Senior Applications Programmer	\$111,114
	1.00	00008452	000963:Senior Applications Programmer	\$111,114
	1.00	00008922	000963:Senior Applications Programmer	\$111,114
	1.00	00009056	000963:Senior Applications Programmer	\$93,635
	1.00	00009336	000972:Applications Systems Analyst	\$81,279
	1.00	00009512	000972:Applications Systems Analyst	\$63,149
	0.75	00073320	000972:Applications Systems Analyst	\$56,948
Total	13.75			\$1,267,849

CC 242600 Technology Business Applications

	Proposed FTE	Position Number	Job	Amount
	1.00	00000078	085500:Lead Systems Analyst	\$127,192
	1.00	00000221	080200:Senior Help Desk Analyst	\$68,790
	1.00	00000241	080000:Computer Operations/Help Desk Analyst	\$70,446
	1.00	00000247	080000:Computer Operations/Help Desk Analyst	\$59,034
	1.00	00000256	083300:Network Engineer	\$94,682
	1.00	00000258	080000:Computer Operations/Help Desk Analyst	\$62,668
	1.00	00003352	000972:Applications Systems Analyst	\$68,532
	1.00	00003877	000972:Applications Systems Analyst	\$67,635
	1.00	00004367	080200:Senior Help Desk Analyst	\$64,330
	1.00	00005119	000963:Senior Applications Programmer	\$85,256
	1.00	00005369	000995:MIS Project Leader	\$100,481
	1.00	00005373	000995:MIS Project Leader	\$92,789
	1.00	00006188	080000:Computer Operations/Help Desk Analyst	\$68,415
	1.00	00006213	007550:Departmental Computer Specialist	\$66,743
	1.00	00006610	007550:Departmental Computer Specialist	\$67,413
	1.00	00006643	000995:MIS Project Leader	\$116,994
	1.00	00006781	087600:Senior Systems Analyst	\$74,090
	1.00	00006905	087600:Senior Systems Analyst	\$90,491
	1.00	00006909	000963:Senior Applications Programmer	\$111,114
	1.00	00006917	085500:Lead Systems Analyst	\$120,873

Salary Detail-All Funds (In Cost Center Order by Department)

CC 242600 Technology Business Applications

Proposed FTE	Position Number	Job	Amount
1.00	00006918	000963:Senior Applications Programmer	\$101,491
1.00	00006922	000972:Applications Systems Analyst	\$94,682
1.00	00006924	000963:Senior Applications Programmer	\$111,114
1.00	00006926	000963:Senior Applications Programmer	\$111,114
1.00	00006927	000972:Applications Systems Analyst	\$69,434
1.00	00006929	000972:Applications Systems Analyst	\$63,149
1.00	00006954	000963:Senior Applications Programmer	\$103,660
1.00	00006956	085500:Lead Systems Analyst	\$127,192
1.00	00006958	085500:Lead Systems Analyst	\$84,802
1.00	00007490	000771:Work Station Support Technician I	\$67,413
1.00	00007657	000972:Applications Systems Analyst	\$94,682
1.00	00007901	083300:Network Engineer	\$69,436
1.00	00007939	080000:Computer Operations/Help Desk Analyst	\$63,018
1.00	00007963	000972:Applications Systems Analyst	\$71,555
1.00	00008074	000963:Senior Applications Programmer	\$86,934
1.00	00008076	083300:Network Engineer	\$88,838
1.00	00008077	000972:Applications Systems Analyst	\$64,871
1.00	00008080	000972:Applications Systems Analyst	\$94,682
1.00	00008132	000963:Senior Applications Programmer	\$81,244
1.00	00008149	000972:Applications Systems Analyst	\$94,682
1.00	00008362	085500:Lead Systems Analyst	\$123,557
1.00	00008453	000963:Senior Applications Programmer	\$105,079
1.00	00008456	000963:Senior Applications Programmer	\$111,114
1.00	00008457	083300:Network Engineer	\$94,682
1.00	00008592	000972:Applications Systems Analyst	\$74,081
1.00	00008704	080600:Help Desk Supervisor	\$84,509
1.00	00008706	000963:Senior Applications Programmer	\$111,114
1.00	00008727	000771:Work Station Support Technician I	\$67,413
1.00	00008736	000972:Applications Systems Analyst	\$66,178
1.00	00008801	000972:Applications Systems Analyst	\$67,929
1.00	00008808	085500:Lead Systems Analyst	\$127,192
1.00	00008810	085500:Lead Systems Analyst	\$118,109
1.00	00008916	319100:AWT Information & Technology Specialist	\$111,114
1.00	00008921	080200:Senior Help Desk Analyst	\$90,592
1.00	00008936	080000:Computer Operations/Help Desk Analyst	\$55,213
1.00	00008984	000972:Applications Systems Analyst	\$93,250
1.00	00008986	083300:Network Engineer	\$72,254
1.00	00009057	000963:Senior Applications Programmer	\$111,114
1.00	00009058	000963:Senior Applications Programmer	\$111,114
1.00	00009113	000972:Applications Systems Analyst	\$68,396
1.00	00009172	085500:Lead Systems Analyst	\$109,959
1.00	00009335	000771:Work Station Support Technician I	\$48,474
1.00	00009364	000963:Senior Applications Programmer	\$111,114
1.00	00005383	000995:MIS Project Leader	\$139,209
Total	64.00		\$5,694,713

CC 242800 Technology Infrastructure

Proposed FTE	Position Number	Job	Amount
1.00	00003990	087600:Senior Systems Analyst	\$111,114

Salary Detail-All Funds (In Cost Center Order by Department)

CC 242800 Technology Infrastructure

Proposed FTE	Position Number	Job	Amount
1.00	00006173	086800:Infrastructure Services Manager	\$138,382
1.00	00006261	083600:Network Supervisor	\$127,192
1.00	00006263	083300:Network Engineer	\$94,682
1.00	00009603	080200:Senior Help Desk Analyst	\$76,905
1.00	00006919	083300:Network Engineer	\$94,682
1.00	00007223	080500:Computer Operations Supervisor	\$90,501
1.00	00008033	083400:Senior Network Engineer	\$111,114
1.00	00008133	083400:Senior Network Engineer	\$111,114
1.00	00008312	083400:Senior Network Engineer	\$84,420
1.00	00008356	000972:Applications Systems Analyst	\$82,276
1.00	00008401	085500:Lead Systems Analyst	\$127,192
1.00	00008454	000963:Senior Applications Programmer	\$81,839
1.00	00008455	000963:Senior Applications Programmer	\$111,114
1.00	00008591	083400:Senior Network Engineer	\$87,265
1.00	00008920	083400:Senior Network Engineer	\$89,575
Total	16.00		\$1,619,364

CC 242900 Technology Infrastructure Electronics

Proposed FTE	Position Number	Job	Amount
1.00	00002959	334100:Materials Coordinator	\$46,962
1.00	00003678	004402:Electronics Technician II	\$57,895
1.00	00003681	004402:Electronics Technician II	\$62,376
1.00	00003682	004402:Electronics Technician II	\$70,179
1.00	00003683	004402:Electronics Technician II	\$54,486
1.00	00003684	004402:Electronics Technician II	\$70,179
1.00	00003686	004404:Electronics Technician Supervisor	\$98,987
1.00	00005504	004402:Electronics Technician II	\$68,090
1.00	00006257	004405:Electronics Supt	\$108,285
1.00	00006399	004403:Electronics Technician III	\$72,842
Total	10.00		\$710,281

CC 235450 Purchasing Administration & Buyers

Proposed FTE	Position Number	Job	Amount
1.00	00000267	032000:Contract Services Technician	\$64,896
1.00	00000269	009105:Purchasing Director	\$152,485
1.00	00004779	000421:Executive Aide	\$82,618
1.00	00005519	030310:Certified Senior Procurement Analyst	\$86,507
1.00	00007065	030000:Purchasing Technician	\$57,658
1.00	00007066	030000:Purchasing Technician	\$57,327
1.00	00007208	000412:Administrative Assistant II	\$46,114
1.00	00007697	030310:Certified Senior Procurement Analyst	\$86,507
1.00	00007698	030900:Procurement Manager	\$92,225
1.00	00007699	030210:Certified Procurement Analyst	\$78,998
1.00	00007700	030210:Certified Procurement Analyst	\$75,140
1.00	00007701	000322:Procurement Analyst	\$74,454
1.00	00007702	000320:Procurement Specialist	\$69,056
1.00	00007703	033100:Purchasing Methods Analyst	\$71,251
1.00	00008038	030310:Certified Senior Procurement Analyst	\$86,507

Salary Detail-All Funds (In Cost Center Order by Department)

CC 235450 Purchasing Administration & Buyers

	Proposed FTE	Position Number	Job	Amount
	1.00	00008579	033900:Purchasing System Manager	\$90,738
Total	16.00			\$1,272,481

CC 235500 Purchasing Division Inventory

	Proposed FTE	Position Number	Job	Amount
	1.00	00007305	000333:Inventory Specialist	\$57,658
	1.00	00007309	000333:Inventory Specialist	\$57,658
	1.00	00007311	000332:Inventory Technician II	\$35,537
	1.00	00007316	000332:Inventory Technician II	\$35,335
	1.00	00007321	000332:Inventory Technician II	\$35,340
	1.00	00007330	000332:Inventory Technician II	\$37,084
	1.00	00007332	000333:Inventory Specialist	\$45,784
	1.00	00007334	000333:Inventory Specialist	\$45,214
	1.00	00009456	031700:Inventory Field Supervisor	\$65,074
	1.00	00009457	031400:Lead Inventory Specialist	\$64,896
	1.00	00009458	031400:Lead Inventory Specialist	\$58,287
	1.00	00009459	031400:Lead Inventory Specialist	\$64,896
	1.00	00009602	031600:Inventory Control Technician	\$40,873
Total	13.00			\$643,636

CC 234150 Logistics and Asset Management Administration

	Proposed FTE	Position Number	Job	Amount
	1.00	00002969	000421:Executive Aide	\$66,531
	1.00	00002973	430100:Director of Logistics & Asset Management	\$139,471
Total	2.00			\$206,002

CC 222300 Parking Division Administration

	Proposed FTE	Position Number	Job	Amount
	1.00	00003698	001100:Customer Service Clerk I	\$39,000
	1.00	00003699	001100:Customer Service Clerk I	\$39,000
	1.00	00003700	000211:Customer Service Representative I	\$48,751
	1.00	00003704	001100:Customer Service Clerk I	\$39,000
	1.00	00003713	007300:Security Guard	\$40,456
	1.00	00005138	007300:Security Guard	\$40,456
	1.00	00005586	007300:Security Guard	\$40,456
	1.00	00006176	401350:Parking Support Supervisor	\$59,897
	1.00	00006215	004032:Parking Facilities Supervisor II	\$46,114
	1.00	00006255	000211:Customer Service Representative I	\$35,901
	1.00	00006390	000212:Customer Service Representative II	\$50,428
	1.00	00006566	000212:Customer Service Representative II	\$45,889
	1.00	00006609	000211:Customer Service Representative I	\$48,689
	1.00	00006616	004095:Parking Manager	\$112,818
	1.00	00006617	000211:Customer Service Representative I	\$48,751
	1.00	00006735	004032:Parking Facilities Supervisor II	\$69,056
	1.00	00006862	001100:Customer Service Clerk I	\$30,449
	1.00	00006865	001100:Customer Service Clerk I	\$39,000
	1.00	00006902	004031:Parking Facilities Supervisor I	\$44,024

Salary Detail-All Funds (In Cost Center Order by Department)

CC 222300 Parking Division Administration

Proposed FTE	Position Number	Job	Amount
1.00	00007038	007300:Security Guard	\$40,456
1.00	00007372	040600:Parking Off Street Coordinator	\$48,235
1.00	00007374	001100:Customer Service Clerk I	\$29,670
1.00	00007382	001100:Customer Service Clerk I	\$39,000
1.00	00007386	401550:Parking Off Street Supervisor	\$85,194
1.00	00007940	004031:Parking Facilities Supervisor I	\$45,890
1.00	00008304	004031:Parking Facilities Supervisor I	\$46,478
1.00	00008305	006022:Services Attendant II	\$40,456
1.00	00008308	730100:Lead Security Guard	\$32,964
1.00	00008310	001100:Customer Service Clerk I	\$29,538
1.00	00008311	001100:Customer Service Clerk I	\$33,521
1.00	00008475	730100:Lead Security Guard	\$43,805
1.00	00008476	730100:Lead Security Guard	\$36,353
1.00	00008501	001200:Customer Service Clerk II	\$42,099
1.00	00008504	006022:Services Attendant II	\$40,456
1.00	00008509	000200:Office Support Specialist II	\$45,594
1.00	00008512	000212:Customer Service Representative II	\$57,658
1.00	00008516	001100:Customer Service Clerk I	\$39,000
1.00	00008518	001100:Customer Service Clerk I	\$39,000
1.00	00008524	007300:Security Guard	\$32,526
1.00	00008529	004032:Parking Facilities Supervisor II	\$68,099
1.00	00008531	004031:Parking Facilities Supervisor I	\$54,835
1.00	00008532	004031:Parking Facilities Supervisor I	\$55,203
1.00	00008734	640100:Building Maintenance Tradesworker I	\$51,039
1.00	00008859	004031:Parking Facilities Supervisor I	\$54,078
1.00	00008861	004032:Parking Facilities Supervisor II	\$69,056
1.00	00008872	001100:Customer Service Clerk I	\$35,047
1.00	00008873	001100:Customer Service Clerk I	\$29,059
1.00	00008874	001100:Customer Service Clerk I	\$39,000
1.00	00008875	001100:Customer Service Clerk I	\$39,000
1.00	00009192	028100:Parking Operations Control Analyst	\$52,527
0.75	00073181	001100:Customer Service Clerk I	\$21,580
0.50	00073186	001100:Customer Service Clerk I	\$19,500
0.75	00073309	001100:Customer Service Clerk I	\$20,498
0.75	00076076	007300:Security Guard	\$30,342
0.75	00076196	001100:Customer Service Clerk I	\$21,600
1.00	00009579	000211:Customer Service Representative I	\$38,588
0.75	00073352	001100:Customer Service Clerk I	\$21,842
0.75	00076222	001100:Customer Service Clerk I	\$21,315
0.75	00076221	001100:Customer Service Clerk I	\$20,498
0.75	00076237	001100:Customer Service Clerk I	\$20,498
1.00	00003710	007300:Security Guard	\$28,434
Total	58.50		\$2,577,666

CC 224900 Parking Meters - Parking on Street Meters

Proposed FTE	Position Number	Job	Amount
1.00	00003540	004001:Parking Enforcement Specialist	\$40,172
1.00	00003541	004001:Parking Enforcement Specialist	\$45,248
1.00	00003544	004001:Parking Enforcement Specialist	\$34,384

Salary Detail-All Funds (In Cost Center Order by Department)

CC 224900 Parking Meters - Parking on Street Meters

Proposed FTE	Position Number	Job	Amount
1.00	00003546	004001:Parking Enforcement Specialist	\$45,594
1.00	00003547	004001:Parking Enforcement Specialist	\$45,594
1.00	00006324	000212:Customer Service Representative II	\$49,689
1.00	00007385	004009:Parking On-Street Supervisor	\$70,170
1.00	00007593	004001:Parking Enforcement Specialist	\$45,594
1.00	00008306	004001:Parking Enforcement Specialist	\$36,339
1.00	00008416	400200:Parking Enforcement Specialist II	\$53,310
1.00	00008507	400200:Parking Enforcement Specialist II	\$52,312
0.75	00076149	004001:Parking Enforcement Specialist	\$24,937
0.75	00076150	004001:Parking Enforcement Specialist	\$24,040
1.00	00009960	400530:Parking On Street Coordinator	\$48,235
Total	13.50		\$615,616

CC 234500 TSS - Transportation Operations

Proposed FTE	Position Number	Job	Amount
1.00	00002956	002000:Utility Administrative Support Technician	\$49,490
1.00	00003058	426710:Transportation Operations Technician Trainee	\$33,925
1.00	00003067	426715:Transportation Operations Technician I	\$41,555
1.00	00003074	426710:Transportation Operations Technician Trainee	\$35,400
1.00	00003076	360400:Sewer Operations Planner/Scheduler	\$65,107
1.00	00003078	426715:Transportation Operations Technician I	\$41,300
1.00	00003079	426710:Transportation Operations Technician Trainee	\$38,263
1.00	00003093	426710:Transportation Operations Technician Trainee	\$47,403
1.00	00003095	426715:Transportation Operations Technician I	\$57,563
1.00	00003102	423200:Traffic Maintenance Specialist II	\$57,658
1.00	00003110	426715:Transportation Operations Technician I	\$49,509
1.00	00003115	426715:Transportation Operations Technician I	\$56,768
1.00	00003149	426715:Transportation Operations Technician I	\$41,792
1.00	00003153	426710:Transportation Operations Technician Trainee	\$40,167
1.00	00003176	426710:Transportation Operations Technician Trainee	\$41,920
1.00	00003177	500310:Engineering Technician III (N/S)	\$65,145
1.00	00003179	362100:Vehicle & Equipment Technician	\$67,413
1.00	00003183	426710:Transportation Operations Technician Trainee	\$47,403
1.00	00003188	426715:Transportation Operations Technician I	\$50,521
1.00	00003194	426710:Transportation Operations Technician Trainee	\$43,449
1.00	00003204	426710:Transportation Operations Technician Trainee	\$47,403
1.00	00003207	426715:Transportation Operations Technician I	\$57,658
1.00	00003208	003631:Construction & Maintenance Supervisor I	\$65,998
1.00	00003215	426715:Transportation Operations Technician I	\$57,658
1.00	00003218	003745:Transportation Operations Supervisor	\$77,246
1.00	00003243	426715:Transportation Operations Technician I	\$56,661
1.00	00003273	500310:Engineering Technician III (N/S)	\$67,904
1.00	00003278	361100:Sewer Operations Engineering Support Technician	\$63,287
1.00	00003284	426710:Transportation Operations Technician Trainee	\$44,199
1.00	00003285	423200:Traffic Maintenance Specialist II	\$57,658
1.00	00003289	426715:Transportation Operations Technician I	\$57,658
1.00	00003291	000915:Contract Officer	\$98,625
1.00	00003305	002000:Utility Administrative Support Technician	\$57,658
1.00	00003347	426710:Transportation Operations Technician Trainee	\$43,449

Salary Detail-All Funds (In Cost Center Order by Department)

CC 234500 TSS - Transportation Operations

Proposed FTE	Position Number	Job	Amount
1.00	00003348	426710:Transportation Operations Technician Trainee	\$43,990
1.00	00003350	426715:Transportation Operations Technician I	\$56,894
1.00	00003351	426715:Transportation Operations Technician I	\$57,563
1.00	00003354	426710:Transportation Operations Technician Trainee	\$33,363
1.00	00003355	426715:Transportation Operations Technician I	\$56,607
1.00	00003356	426715:Transportation Operations Technician I	\$53,452
1.00	00003363	426710:Transportation Operations Technician Trainee	\$33,954
1.00	00003521	500310:Engineering Technician III (N/S)	\$75,985
1.00	00005342	005103:Engineer III	\$108,285
1.00	00006197	500310:Engineering Technician III (N/S)	\$58,706
1.00	00006200	426715:Transportation Operations Technician I	\$55,055
1.00	00006267	426710:Transportation Operations Technician Trainee	\$43,585
1.00	00006310	532620:Construction Project Coordinator	\$77,603
1.00	00006312	426715:Transportation Operations Technician I	\$43,966
1.00	00006315	426715:Transportation Operations Technician I	\$56,820
1.00	00006459	005083:Transportation Technician III	\$76,525
1.00	00006460	002000:Utility Administrative Support Technician	\$57,658
1.00	00006528	005014:Engineering Technician IV	\$63,149
1.00	00006561	426710:Transportation Operations Technician Trainee	\$37,796
1.00	00006563	423100:Traffic Maintenance Specialist I	\$51,941
1.00	00006565	426715:Transportation Operations Technician I	\$41,418
1.00	00007314	510310:Engineer III (N/S)	\$79,274
1.00	00008729	361870:Transportation Stormwater Services Support Super	\$82,609
1.00	00008730	426715:Transportation Operations Technician I	\$57,654
1.00	00008731	426710:Transportation Operations Technician Trainee	\$33,363
1.00	00008732	426715:Transportation Operations Technician I	\$57,654
1.00	00009035	423500:Traffic Maintenance Supervisor	\$63,149
1.00	00009034	426715:Transportation Operations Technician I	\$57,658
Total	62.00		\$3,440,486

CC 243050 TSS - Smart Mobility Division

Proposed FTE	Position Number	Job	Amount
1.00	00002991	005102:Engineer II	\$94,682
1.00	00003027	505000:Traffic Count Technician	\$49,431
1.00	00003343	005092:Transportation Technician II	\$51,153
1.00	00003361	422200:Traffic Control Technician II	\$55,574
1.00	00003365	510310:Engineer III (N/S)	\$103,522
1.00	00003367	422600:Traffic Control Technician Supervisor II	\$98,987
1.00	00003370	422200:Traffic Control Technician II	\$67,413
1.00	00003371	422300:Traffic Control Technician III	\$57,960
1.00	00003372	422200:Traffic Control Technician II	\$67,413
1.00	00003375	422200:Traffic Control Technician II	\$58,767
1.00	00003376	005103:Engineer III	\$91,284
1.00	00003378	004201:Traffic Control Technician I	\$55,390
1.00	00003380	004201:Traffic Control Technician I	\$54,389
1.00	00003383	422300:Traffic Control Technician III	\$70,658
1.00	00003385	005083:Transportation Technician III	\$78,110
1.00	00003389	005083:Transportation Technician III	\$78,936
1.00	00005444	005083:Transportation Technician III	\$78,936

Salary Detail-All Funds (In Cost Center Order by Department)

CC 243050 TSS - Smart Mobility Division

Proposed FTE	Position Number	Job	Amount
1.00	00006307	422500:Traffic Control Technician Supervisor I	\$86,507
1.00	00006309	005083:Transportation Technician III	\$61,282
1.00	00006313	005104:Engineer IV	\$118,199
1.00	00006494	005094:Transportation Technician IV	\$84,265
1.00	00006562	422300:Traffic Control Technician III	\$76,505
1.00	00006598	005103:Engineer III	\$91,023
1.00	00007721	422200:Traffic Control Technician II	\$59,362
1.00	00007726	505000:Traffic Count Technician	\$57,658
1.00	00008315	005094:Transportation Technician IV	\$68,778
1.00	00008316	005083:Transportation Technician III	\$78,936
1.00	00008474	422200:Traffic Control Technician II	\$53,384
1.00	00008954	005092:Transportation Technician II	\$63,908
1.00	00008992	004201:Traffic Control Technician I	\$44,015
1.00	00008993	422200:Traffic Control Technician II	\$52,962
1.00	00009032	004201:Traffic Control Technician I	\$55,390
1.00	00009234	005092:Transportation Technician II	\$50,716
Total	33.00		\$2,315,494

CC 243100 TSS - Transportation Division

Proposed FTE	Position Number	Job	Amount
1.00	00002972	005111:Professional Engineer	\$114,347
1.00	00002976	367520:Stormwater Operations Supervisor	\$96,322
1.00	00002985	511500:Transportation Professional Engineer	\$127,172
1.00	00003009	005072:Drafting Technician II	\$55,667
1.00	00003011	504310:Drafting Technician III (N/S)	\$78,936
1.00	00003013	005072:Drafting Technician II	\$72,842
1.00	00003015	005072:Drafting Technician II	\$57,394
1.00	00003016	005074:Drafting Technician IV	\$81,540
1.00	00003035	005031:Survey Technician	\$46,766
1.00	00003039	005030:Survey Aide	\$43,805
1.00	00003042	502300:Lead Survey Technician	\$62,906
1.00	00003044	005072:Drafting Technician II	\$58,300
1.00	00003045	005032:Survey Party Chief	\$72,197
1.00	00003050	005035:City Surveyor	\$103,522
1.00	00003223	360400:Sewer Operations Planner/Scheduler	\$59,925
1.00	00003299	006141:Electrical Technician I	\$52,958
1.00	00003315	006141:Electrical Technician I	\$48,085
1.00	00003334	427950:Director of Transportation & Stormwater Services	\$152,485
1.00	00003387	005092:Transportation Technician II	\$61,728
1.00	00005352	005012:Engineering Technician II	\$61,608
1.00	00006196	006141:Electrical Technician I	\$63,644
1.00	00006326	421600:Bridge Operations & Maintenance Supervisor	\$85,968
1.00	00006327	005072:Drafting Technician II	\$72,842
1.00	00007298	510310:Engineer III (N/S)	\$103,522
1.00	00007495	000413:Administrative Assistant III	\$52,749
1.00	00007727	005083:Transportation Technician III	\$65,881
1.00	00008412	005102:Engineer II	\$94,682
1.00	00008539	000200:Office Support Specialist II	\$32,053
1.00	00008541	510310:Engineer III (N/S)	\$82,774

Salary Detail-All Funds (In Cost Center Order by Department)

CC 243100 TSS - Transportation Division

Proposed FTE	Position Number	Job	Amount
1.00	00008542	510310:Engineer III (N/S)	\$103,522
1.00	00008544	005104:Engineer IV	\$121,451
1.00	00008545	005083:Transportation Technician III	\$78,936
1.00	00008593	532620:Construction Project Coordinator	\$108,285
1.00	00008847	000300:Office Support Specialist III	\$51,334
1.00	00008980	510310:Engineer III (N/S)	\$90,509
1.00	00009233	000300:Office Support Specialist III	\$36,536
1.00	00009235	005012:Engineering Technician II	\$65,492
1.00	00009527	510310:Engineer III (N/S)	\$103,522
1.00	00009616	005032:Survey Party Chief	\$50,929
1.00	00009617	005031:Survey Technician	\$42,104
1.00	00009618	005030:Survey Aide	\$33,248
1.00	00010035	005104:Engineer IV	\$81,078
1.00	00010069	005072:Drafting Technician II	\$51,334
Total	43.00		\$3,180,897

CC 219100 Human Resources Employment Services

Proposed FTE	Position Number	Job	Amount
1.00	00000289	052210:Employment Services Specialist	\$74,766
1.00	00000293	051300:Personnel Technician III	\$56,021
1.00	00000294	051300:Personnel Technician III	\$53,471
1.00	00000297	052210:Employment Services Specialist	\$63,740
1.00	00000300	052500:Employment Services Application & Background Co	\$54,333
1.00	00005211	000300:Office Support Specialist III	\$37,968
1.00	00008582	000545:Employment Services Manager	\$114,005
1.00	00009553	052210:Employment Services Specialist	\$67,057
Total	8.00		\$521,360

CC 219200 Human Resources Employee Relations

Proposed FTE	Position Number	Job	Amount
1.00	00000130	000501:Personnel Assistant I	\$41,886
1.00	00000273	000421:Executive Aide	\$82,618
1.00	00000276	055900:Employee Relations Manager	\$84,094
1.00	00000330	000501:Personnel Assistant I	\$36,937
1.00	00001799	000501:Personnel Assistant I	\$42,882
1.00	00002238	041550:HRMS Supervisor	\$98,987
1.00	00002258	000501:Personnel Assistant I	\$51,334
1.00	00002721	000300:Office Support Specialist III	\$40,098
1.00	00003861	000532:Employee Relations Specialist	\$57,678
1.00	00004252	000502:Personnel Assistant II	\$57,658
1.00	00005209	051300:Personnel Technician III	\$54,239
1.00	00005731	000501:Personnel Assistant I	\$35,901
1.00	00006012	041560:HRMS Assistant Supervisor	\$53,081
1.00	00006445	000532:Employee Relations Specialist	\$86,507
1.00	00006446	000501:Personnel Assistant I	\$36,776
1.00	00006455	052600:Employee Relations Specialist Supervisor	\$98,987
1.00	00006959	009160:Director of Human Resources	\$152,485
1.00	00007899	000502:Personnel Assistant II	\$40,456

Salary Detail-All Funds (In Cost Center Order by Department)

CC 219200 Human Resources Employee Relations

Proposed FTE	Position Number	Job	Amount
1.00	00008699	000300:Office Support Specialist III	\$36,776
1.00	00008708	000532:Employee Relations Specialist	\$68,466
1.00	00008716	000501:Personnel Assistant I	\$51,334
1.00	00008925	051300:Personnel Technician III	\$54,072
1.00	00009175	052200:Leave Administration Specialist	\$60,277
Total	23.00		\$1,423,531

CC 219500 Human Resources Mail Room

Proposed FTE	Position Number	Job	Amount
1.00	00002979	003500:Mailroom Supervisor	\$53,166
0.98	00073334	000200:Office Support Specialist II	\$33,967
0.63	00073335	000200:Office Support Specialist II	\$21,223
Total	2.60		\$108,356

CC 219700 Human Resources Training

Proposed FTE	Position Number	Job	Amount
1.00	00005493	053100:Training & Development Planner	\$86,507
1.00	00006542	000526:Training & Development Manager	\$114,005
Total	2.00		\$200,512

CC 238500 Human Resources - Risk Management Administration

Proposed FTE	Position Number	Job	Amount
1.00	00000046	000560:Disability Specialist	\$86,507
1.00	00000290	000901:Claims Investigator	\$78,936
1.00	00000295	000503:Employee Benefits Specialist	\$70,179
1.00	00000296	056200:Health & Safety Specialist	\$86,507
1.00	00000310	056500:Safety & Loss Prevention Supervisor	\$103,522
1.00	00000311	052900:Risk Management Support Specialist	\$51,530
1.00	00000314	056101:Safety & Loss Prevention Specialist	\$64,276
1.00	00000315	002771:Field Safety Inspector	\$62,338
1.00	00003094	056101:Safety & Loss Prevention Specialist	\$81,390
1.00	00004142	056102:Utilities Training Coordinator	\$59,079
1.00	00004704	000509:Benefits & HRMS Manager	\$114,005
1.00	00005281	000901:Claims Investigator	\$78,936
1.00	00005307	000565:Risk Manager	\$126,403
1.00	00005341	000400:Office Support Specialist IV	\$51,251
1.00	00006593	000300:Office Support Specialist III	\$35,901
1.00	00006784	056101:Safety & Loss Prevention Specialist	\$71,336
1.00	00006795	051300:Personnel Technician III	\$63,067
1.00	00006913	056100:Safety Training Specialist	\$86,312
1.00	00008584	056600:Insurance & Benefits Supervisor	\$99,010
1.00	00008919	056101:Safety & Loss Prevention Specialist	\$75,804
1.00	00009536	056101:Safety & Loss Prevention Specialist	\$72,208
1.00	00009650	052950:Claims Investigator Supervisor	\$81,390
1.00	00010058	000901:Claims Investigator	\$55,390
Total	23.00		\$1,755,278

Salary Detail-All Funds (In Cost Center Order by Department)

CC 228700 Revenue and Finance - General Employee Pension Administration

	Proposed FTE	Position Number	Job	Amount
	1.00	00004488	000261:Accountant	\$60,571
	1.00	00004562	023321:GE Pension Plan Supervisor	\$103,522
	1.00	00006431	000261:Accountant	\$57,666
Total	3.00			\$221,759

CC 236600 Revenue and Finance CFO - Accounting

	Proposed FTE	Position Number	Job	Amount
	1.00	00000050	000261:Accountant	\$50,482
	1.00	00000051	023600:Accounting Supervisor	\$94,682
	1.00	00000052	000252:Accounting Technician II	\$49,710
	1.00	00000054	000261:Accountant	\$75,566
	1.00	00000061	023800:Accounting Operations Manager	\$114,005
	1.00	00000062	023800:Accounting Operations Manager	\$113,989
	1.00	00000064	000269:Chief Accountant	\$145,288
	1.00	00000075	000251:Accounting Technician I	\$57,658
	1.00	00000077	028000:Payroll Technician	\$64,896
	1.00	00000079	000251:Accounting Technician I	\$57,658
	1.00	00000080	028000:Payroll Technician	\$45,594
	1.00	00000082	000251:Accounting Technician I	\$42,777
	1.00	00000083	028000:Payroll Technician	\$64,896
	1.00	00000117	023600:Accounting Supervisor	\$94,417
	1.00	00000778	023600:Accounting Supervisor	\$91,698
	1.00	00001173	000252:Accounting Technician II	\$64,896
	1.00	00001175	000251:Accounting Technician I	\$57,658
	1.00	00002243	000252:Accounting Technician II	\$49,167
	1.00	00002970	000261:Accountant	\$64,121
	1.00	00004195	000262:Accountant II	\$85,586
	1.00	00004487	023600:Accounting Supervisor	\$88,805
	1.00	00004538	023600:Accounting Supervisor	\$85,005
	1.00	00004556	000262:Accountant II	\$85,586
	1.00	00004697	000421:Executive Aide	\$82,618
	1.00	00004915	009050:Chief Financial Officer	\$201,968
	1.00	00005266	001200:Customer Service Clerk II	\$38,953
	1.00	00005464	023600:Accounting Supervisor	\$88,252
	1.00	00006178	000261:Accountant	\$75,283
	1.00	00006211	000211:Customer Service Representative I	\$51,334
	1.00	00007483	000274:Tax Revenue Coordinator	\$127,192
	1.00	00007913	000252:Accounting Technician II	\$64,896
	1.00	00008186	000252:Accounting Technician II	\$54,405
	1.00	00008368	000261:Accountant	\$58,311
	1.00	00008450	000261:Accountant	\$75,566
	1.00	00008479	000261:Accountant	\$71,125
	1.00	00008494	000251:Accounting Technician I	\$57,658
	1.00	00008717	000251:Accounting Technician I	\$42,363
	1.00	00008766	000262:Accountant II	\$74,752
	1.00	00008952	000261:Accountant	\$72,054
	1.00	00009299	023800:Accounting Operations Manager	\$114,005
	1.00	00009410	000261:Accountant	\$66,537
	1.00	00009411	000261:Accountant	\$75,566

Salary Detail-All Funds (In Cost Center Order by Department)

CC 236600 Revenue and Finance CFO - Accounting

Proposed FTE	Position Number	Job	Amount
1.00	00009412	000261:Accountant	\$75,566
1.00	00009423	000252:Accounting Technician II	\$64,896
1.00	00009424	000252:Accounting Technician II	\$63,807
1.00	00009425	000252:Accounting Technician II	\$64,896
1.00	00009426	000252:Accounting Technician II	\$64,114
1.00	00009427	000252:Accounting Technician II	\$61,379
1.00	00009428	000252:Accounting Technician II	\$61,379
1.00	00009430	000252:Accounting Technician II	\$58,081
1.00	00009432	000251:Accounting Technician I	\$50,943
1.00	00009433	000251:Accounting Technician I	\$56,935
1.00	00009434	000251:Accounting Technician I	\$57,658
1.00	00009435	000251:Accounting Technician I	\$57,658
1.00	00009437	000251:Accounting Technician I	\$45,972
1.00	00009438	000251:Accounting Technician I	\$41,223
1.00	00009439	000251:Accounting Technician I	\$47,888
1.00	00009440	000251:Accounting Technician I	\$49,906
1.00	00009441	000251:Accounting Technician I	\$42,151
1.00	00009464	000252:Accounting Technician II	\$56,282
1.00	00009474	000300:Office Support Specialist III	\$35,901
0.50	00073284	001200:Customer Service Clerk II	\$16,865
1.00	00010025	000262:Accountant II	\$57,678
Total	62.50		\$4,368,156

CC 236700 Revenue and Finance Budget Dept Budget Officer

Proposed FTE	Position Number	Job	Amount
1.00	00000106	025100:Senior Fiscal Analyst	\$82,658
1.00	00000116	025200:Lead Fiscal Analyst	\$88,354
1.00	00000120	025800:Budget Operations Manager	\$119,236
1.00	00000121	000285:Budget Officer	\$145,288
1.00	00000123	025000:Fiscal Analyst	\$51,627
1.00	00004255	025200:Lead Fiscal Analyst	\$94,682
1.00	00005155	023400:Accounting & Budget Systems Coordinator	\$79,126
1.00	00005255	025100:Senior Fiscal Analyst	\$71,569
1.00	00007219	025200:Lead Fiscal Analyst	\$94,125
1.00	00007684	025000:Fiscal Analyst	\$53,377
1.00	00007904	000262:Accountant II	\$73,620
1.00	00008800	025100:Senior Fiscal Analyst	\$63,210
1.00	00009261	025800:Budget Operations Manager	\$111,511
1.00	00009296	025200:Lead Fiscal Analyst	\$94,682
1.00	00009402	025200:Lead Fiscal Analyst	\$94,682
1.00	00009403	025100:Senior Fiscal Analyst	\$61,316
1.00	00009404	025100:Senior Fiscal Analyst	\$57,678
1.00	00009405	025100:Senior Fiscal Analyst	\$61,607
1.00	00009406	025100:Senior Fiscal Analyst	\$86,507
1.00	00009407	025100:Senior Fiscal Analyst	\$73,324
1.00	00009408	025100:Senior Fiscal Analyst	\$82,774
1.00	00009509	062000:Grants Specialist	\$72,550
1.00	00009624	023700:Accounting Business Processing Supervisor	\$98,534
Total	23.00		\$1,912,035

Salary Detail-All Funds (In Cost Center Order by Department)

CC 220300 Neighborhood And Community Relations

	Proposed FTE	Position Number	Job	Amount
	1.00	00009028	230100:Neighborhood Liaison	\$89,170
Total	1.00			\$89,170

CC 220400 Neighborhood Services Administration

	Proposed FTE	Position Number	Job	Amount
	1.00	00004701	931900:Neighborhood Empowerment Administrator	\$138,382
	1.00	00004781	000211:Customer Service Representative I	\$51,334
	1.00	00004800	000300:Office Support Specialist III	\$51,334
	1.00	00004801	000211:Customer Service Representative I	\$51,334
	1.00	00004802	000413:Administrative Assistant III	\$78,998
	1.00	00004819	000400:Office Support Specialist IV	\$41,102
	1.00	00006032	000400:Office Support Specialist IV	\$45,141
	1.00	00007579	000211:Customer Service Representative I	\$47,809
	1.00	00008296	000300:Office Support Specialist III	\$37,892
	1.00	00009075	000211:Customer Service Representative I	\$47,175
Total	10.00			\$590,503

CC 220500 Neighborhood Business Tax Center

	Proposed FTE	Position Number	Job	Amount
	1.00	00000093	019200:Business Tax Inspector II	\$62,338
	1.00	00006428	000211:Customer Service Representative I	\$39,288
	1.00	00006639	019100:Business Tax Inspector I	\$57,658
	1.00	00007175	019200:Business Tax Inspector II	\$62,338
	1.00	00007245	019500:Business Tax Division Supervisor	\$75,618
	1.00	00007576	019200:Business Tax Inspector II	\$62,338
	1.00	00008057	019200:Business Tax Inspector II	\$57,878
	1.00	00008407	000211:Customer Service Representative I	\$39,875
Total	8.00			\$457,330

CC 220600 Neighborhood East Tampa Initiative

	Proposed FTE	Position Number	Job	Amount
	1.00	00009258	006251:Automotive Equipment Operator I	\$29,619
	1.00	00009259	006022:Services Attendant II	\$36,723
	1.00	00009499	006251:Automotive Equipment Operator I	\$32,634
	0.80	00085508	008290:Grounds Maintenance Intern	\$3,432
	0.80	00084338	008290:Grounds Maintenance Intern	\$3,432
	0.80	00084339	008290:Grounds Maintenance Intern	\$3,432
	0.80	00084340	008290:Grounds Maintenance Intern	\$3,432
	0.80	00084341	008290:Grounds Maintenance Intern	\$3,432
	0.80	00084342	008290:Grounds Maintenance Intern	\$3,432
	0.80	00084345	008290:Grounds Maintenance Intern	\$3,432
	0.80	00084346	008290:Grounds Maintenance Intern	\$3,432
	0.80	00084348	008290:Grounds Maintenance Intern	\$3,432
	0.80	00084349	008290:Grounds Maintenance Intern	\$3,432
	0.80	00084350	008290:Grounds Maintenance Intern	\$3,432
	0.80	00084352	008290:Grounds Maintenance Intern	\$3,432
	0.80	00084353	008290:Grounds Maintenance Intern	\$3,432

Salary Detail-All Funds (In Cost Center Order by Department)

CC 220600 Neighborhood East Tampa Initiative

Proposed FTE	Position Number	Job	Amount
0.80	00084354	008290:Grounds Maintenance Intern	\$3,432
0.80	00084356	008290:Grounds Maintenance Intern	\$3,432
0.80	00084358	008290:Grounds Maintenance Intern	\$3,432
0.80	00084359	008290:Grounds Maintenance Intern	\$3,432
0.80	00084362	008290:Grounds Maintenance Intern	\$3,432
0.80	00084365	008290:Grounds Maintenance Intern	\$3,432
0.80	00084368	008290:Grounds Maintenance Intern	\$3,432
0.80	00084371	008290:Grounds Maintenance Intern	\$3,432
0.80	00084372	008290:Grounds Maintenance Intern	\$3,432
0.80	00084373	008290:Grounds Maintenance Intern	\$3,432
0.80	00084355	008290:Grounds Maintenance Intern	\$3,432
0.80	00084361	008290:Grounds Maintenance Intern	\$3,432
0.80	00084364	008290:Grounds Maintenance Intern	\$3,432
0.80	00084369	008290:Grounds Maintenance Intern	\$3,432
0.80	00084508	008290:Grounds Maintenance Intern	\$3,432
0.80	00084509	008290:Grounds Maintenance Intern	\$3,432
0.80	00084510	008290:Grounds Maintenance Intern	\$3,432
0.80	00084511	008290:Grounds Maintenance Intern	\$3,432
0.80	00084513	008290:Grounds Maintenance Intern	\$3,432
0.80	00084514	008290:Grounds Maintenance Intern	\$3,432
0.80	00084515	008290:Grounds Maintenance Intern	\$3,432
0.80	00084516	008290:Grounds Maintenance Intern	\$3,432
0.80	00084517	008290:Grounds Maintenance Intern	\$3,432
0.80	00084363	008290:Grounds Maintenance Intern	\$3,432
0.80	00084494	008290:Grounds Maintenance Intern	\$3,432
0.80	00084495	008290:Grounds Maintenance Intern	\$3,432
0.80	00084496	008290:Grounds Maintenance Intern	\$3,432
0.80	00084497	008290:Grounds Maintenance Intern	\$3,432
0.80	00084498	008290:Grounds Maintenance Intern	\$3,432
0.80	00084499	008290:Grounds Maintenance Intern	\$3,432
0.80	00084500	008290:Grounds Maintenance Intern	\$3,432
0.80	00084501	008290:Grounds Maintenance Intern	\$3,432
0.80	00084502	008290:Grounds Maintenance Intern	\$3,432
0.80	00084503	008290:Grounds Maintenance Intern	\$3,432
0.80	00084504	008290:Grounds Maintenance Intern	\$3,432
Total	41.40		\$263,712

CC 220700 Neighborhood Enhancement

Proposed FTE	Position Number	Job	Amount
1.00	00001806	250210:Certified Code Enforcement Officer	\$67,413
1.00	00001807	250210:Certified Code Enforcement Officer	\$48,566
1.00	00001808	250300:Neighborhood Team Leader	\$79,243
1.00	00001809	250210:Certified Code Enforcement Officer	\$67,413
1.00	00002203	001002:Tree Trimmer II	\$47,403
1.00	00002397	006036:Services Crew Supervisor II	\$53,310
1.00	00002746	000254:Accounting Technician I - Supervisory	\$60,320
1.00	00003447	250210:Certified Code Enforcement Officer	\$65,361
1.00	00003454	250210:Certified Code Enforcement Officer	\$63,030
1.00	00004805	250210:Certified Code Enforcement Officer	\$53,305

Salary Detail-All Funds (In Cost Center Order by Department)

CC 220700 Neighborhood Enhancement

Proposed FTE	Position Number	Job	Amount
1.00	00004820	002502:Code Enforcement Officer II	\$43,199
1.00	00004821	250300:Neighborhood Team Leader	\$90,474
1.00	00005331	250300:Neighborhood Team Leader	\$90,501
1.00	00006488	250210:Certified Code Enforcement Officer	\$67,413
1.00	00006515	601100:Services Attendant I	\$27,042
1.00	00006801	006036:Services Crew Supervisor II	\$49,019
1.00	00006814	006036:Services Crew Supervisor II	\$49,138
1.00	00006815	006036:Services Crew Supervisor II	\$41,389
1.00	00006843	001001:Tree Trimmer I	\$34,997
1.00	00006944	250210:Certified Code Enforcement Officer	\$67,413
1.00	00007284	250220:Senior Code Enforcement Officer	\$72,842
1.00	00007290	250210:Certified Code Enforcement Officer	\$67,413
1.00	00007291	250210:Certified Code Enforcement Officer	\$67,413
1.00	00007441	250210:Certified Code Enforcement Officer	\$60,811
1.00	00007442	250210:Certified Code Enforcement Officer	\$67,413
1.00	00008320	804800:Manager - Community Partnerships and Neighborh	\$127,771
1.00	00008324	006036:Services Crew Supervisor II	\$52,496
1.00	00008325	006036:Services Crew Supervisor II	\$52,066
1.00	00008326	006036:Services Crew Supervisor II	\$53,310
1.00	00008328	006036:Services Crew Supervisor II	\$50,618
1.00	00008329	006036:Services Crew Supervisor II	\$53,310
1.00	00008330	006036:Services Crew Supervisor II	\$50,768
1.00	00008331	006036:Services Crew Supervisor II	\$38,612
1.00	00008332	006251:Automotive Equipment Operator I	\$30,151
1.00	00008334	006251:Automotive Equipment Operator I	\$34,980
1.00	00008335	006251:Automotive Equipment Operator I	\$31,147
1.00	00008336	006251:Automotive Equipment Operator I	\$30,237
1.00	00008337	006251:Automotive Equipment Operator I	\$31,087
1.00	00008338	006251:Automotive Equipment Operator I	\$31,985
1.00	00008339	006251:Automotive Equipment Operator I	\$40,674
1.00	00008342	006022:Services Attendant II	\$40,456
1.00	00008343	006022:Services Attendant II	\$36,381
1.00	00008347	601100:Services Attendant I	\$26,963
1.00	00008352	000300:Office Support Specialist III	\$51,334
1.00	00008404	250210:Certified Code Enforcement Officer	\$63,491
1.00	00008405	002502:Code Enforcement Officer II	\$59,925
1.00	00008406	250210:Certified Code Enforcement Officer	\$49,592
1.00	00008442	250210:Certified Code Enforcement Officer	\$65,789
1.00	00008443	250210:Certified Code Enforcement Officer	\$62,427
1.00	00008444	250210:Certified Code Enforcement Officer	\$67,413
1.00	00008445	250210:Certified Code Enforcement Officer	\$55,110
1.00	00008446	250210:Certified Code Enforcement Officer	\$54,941
1.00	00008447	250210:Certified Code Enforcement Officer	\$54,405
1.00	00008683	601100:Services Attendant I	\$37,586
1.00	00008684	006036:Services Crew Supervisor II	\$42,518
1.00	00008686	006022:Services Attendant II	\$39,437
1.00	00009041	250210:Certified Code Enforcement Officer	\$67,322
1.00	00009052	002502:Code Enforcement Officer II	\$43,988
1.00	00009053	002502:Code Enforcement Officer II	\$43,157

Salary Detail-All Funds (In Cost Center Order by Department)

CC 220700 Neighborhood Enhancement

Proposed FTE	Position Number	Job	Amount
1.00	00009054	002502:Code Enforcement Officer II	\$42,975
1.00	00009137	006036:Services Crew Supervisor II	\$53,310
1.00	00009138	006251:Automotive Equipment Operator I	\$29,619
1.00	00009139	006251:Automotive Equipment Operator I	\$32,383
1.00	00009140	006022:Services Attendant II	\$36,542
1.00	00009262	006022:Services Attendant II	\$32,932
1.00	00009263	006022:Services Attendant II	\$36,585
1.00	00009337	000300:Office Support Specialist III	\$36,867
1.00	00009340	000200:Office Support Specialist II	\$32,567
1.00	00009348	006036:Services Crew Supervisor II	\$40,848
1.00	00009352	250220:Senior Code Enforcement Officer	\$72,842
1.00	00009353	250220:Senior Code Enforcement Officer	\$72,654
1.00	00009534	250800:Neighborhood Enhancement Manager	\$128,388
1.00	00009537	250300:Neighborhood Team Leader	\$87,437
1.00	00009538	250300:Neighborhood Team Leader	\$87,437
1.00	00009539	421000:Fleet Control Technician	\$63,346
1.00	00009954	250210:Certified Code Enforcement Officer	\$60,303
1.00	00009955	250210:Certified Code Enforcement Officer	\$66,927
Total	77.00		\$4,187,248

CC 234000 Art Operations

Proposed FTE	Position Number	Job	Amount
1.00	00008040	008030:Art Programs Manager	\$103,251
1.00	00009060	150000:Art Programs Project Coordinator	\$63,069
Total	2.00		\$166,320

CC 234100 PW and US Administration

Proposed FTE	Position Number	Job	Amount
1.00	00009029	000421:Executive Aide	\$77,800
1.00	00009074	926900:Administrator Public Works & Utility Services	\$176,550
Total	2.00		\$254,351

CC 213700 Economic Opportunity Administration

Proposed FTE	Position Number	Job	Amount
1.00	00004692	000300:Office Support Specialist III	\$45,063
1.00	00006790	002408:Economic Development Specialist II	\$90,501
1.00	00007508	000613:Urban Planner III	\$98,987
1.00	00008125	230600:Downtown/Chan District/Hts/Central Park Developm	\$103,585
1.00	00008163	230900:Ybor Development Manager	\$100,978
1.00	00008166	230500:Drew Park/West Tampa Development Manager	\$83,220
1.00	00008703	000400:Office Support Specialist IV	\$57,628
1.00	00009011	230800:Manager East Tampa Development & Community L	\$119,538
1.00	00009072	901000:Administrator for Economic Opportunity	\$176,550
1.00	00009302	002408:Economic Development Specialist II	\$90,501
Total	10.00		\$966,551

Salary Detail-All Funds (In Cost Center Order by Department)

CC 211300 City Clerk - City Council Support and Administration

Proposed FTE	Position Number	Job	Amount
1.00	00000015	000465:Deputy City Clerk	\$64,163
1.00	00000017	044100:City Clerk Support Technician	\$51,636
1.00	00000023	000465:Deputy City Clerk	\$98,405
1.00	00000024	009030:City Clerk	\$119,538
1.00	00006305	044300:Public Records Coordinator	\$68,825
1.00	00009031	044100:City Clerk Support Technician	\$40,456
0.50	00073353	000600:Clerk II General	\$14,189
Total	6.50		\$457,212

CC 211400 City Clerk Archives and Records

Proposed FTE	Position Number	Job	Amount
1.00	00000014	042700:Records Manager/Electronic Records Specialist	\$78,971
1.00	00000021	044100:City Clerk Support Technician	\$57,658
1.00	00005134	000793:Reproduction Equipment Operator III	\$52,580
1.00	00006029	000710:Micrographics Supervisor	\$53,750
1.00	00006467	000332:Inventory Technician II	\$49,213
1.00	00006468	000702:Reproduction Equipment Operator II	\$47,403
1.00	00006469	000702:Reproduction Equipment Operator II	\$42,292
0.75	00076139	000702:Reproduction Equipment Operator II	\$28,874
Total	7.75		\$410,740

CC 211600 City Clerk Code Enforcement Board

Proposed FTE	Position Number	Job	Amount
1.00	00000022	044100:City Clerk Support Technician	\$51,435
1.00	00000274	044200:Senior City Clerk Support Technician	\$59,925
0.75	00076004	044100:City Clerk Support Technician	\$40,022
Total	2.75		\$151,382

CC 218400 Planning Housing and Community Development Admin

Proposed FTE	Position Number	Job	Amount
1.00	00003467	060630:Community Development Specialist I	\$51,437
1.00	00004823	000300:Office Support Specialist III	\$45,408
1.00	00006939	201900:Housing & Community Development Manager	\$126,673
1.00	00007523	060780:Housing Counselor II	\$59,019
1.00	00007526	060750:Housing Program Compliance Coordinator	\$80,501
1.00	00008004	060780:Housing Counselor II	\$57,969
1.00	00008005	060770:Housing Counselor I	\$61,657
1.00	00008016	060760:Housing Portfolio Specialist	\$56,908
1.00	00008585	060740:Housing Counseling Coordinator	\$73,158
1.00	00008693	060630:Community Development Specialist I	\$61,737
1.00	00008985	060600:Community Development Coordinator	\$74,371
1.00	00009587	060640:Community Development Specialist II	\$64,539
0.75	00076238	000300:Office Support Specialist III	\$26,926
1.00	00007525	060770:Housing Counselor I	\$46,114
Total	13.75		\$886,416

Salary Detail-All Funds (In Cost Center Order by Department)

CC 220800 Planning Community Affairs

Proposed FTE	Position Number	Job	Amount
1.00	00002250	210600:Human Rights Investigations Supervisor	\$96,992
1.00	00004568	002200:Human Rights Investigator	\$59,079
1.00	00005925	002200:Human Rights Investigator	\$64,914
1.00	00007244	002200:Human Rights Investigator	\$60,316
1.00	00007801	000300:Office Support Specialist III	\$51,334
Total	5.00		\$332,635

CC 228900 Planning and Development Administration

Proposed FTE	Position Number	Job	Amount
1.00	00003003	000421:Executive Aide	\$76,360
1.00	00008064	912900:Director of Planning & Development	\$145,859
1.00	00009572	220400:Business Programs Supervisor	\$111,114
1.00	00009589	220450:Business Operations Analyst	\$70,744
Total	4.00		\$404,077

CC 228902 Planning and Development Architectural Review and Historic Preservation

Proposed FTE	Position Number	Job	Amount
1.00	00004786	203000:Historic Preservation Certified Code Enforcement O	\$67,402
1.00	00007286	203100:Historic Preservation Technician	\$70,179
1.00	00008701	203200:Historic Preservation Specialist	\$81,914
1.00	00008702	203200:Historic Preservation Specialist	\$86,507
1.00	00009110	000300:Office Support Specialist III	\$49,114
1.00	00009184	203700:Historic Preservation & Urban Design Manager	\$103,543
Total	6.00		\$458,659

CC 228903 Planning and Development Land Development Coordination

Proposed FTE	Position Number	Job	Amount
1.00	00002999	002684:Zoning Coordinator	\$108,285
1.00	00004827	202400:Right-of-Way & Mapping Coordinator	\$108,285
1.00	00005555	002685:Development Coordination Manager	\$119,538
1.00	00006019	064100:GIS Analyst I	\$71,583
1.00	00007299	202300:Subdivision & DRI Coordinator	\$103,522
1.00	00007510	000612:Urban Planner II	\$86,507
1.00	00008113	005101:Engineer I	\$66,324
1.00	00008692	000612:Urban Planner II	\$77,385
1.00	00009059	000612:Urban Planner II	\$72,219
1.00	00009179	064200:GIS Analyst II	\$82,618
1.00	00009182	202600:Planning & Development Coordinator	\$108,285
1.00	00009500	000611:Urban Planner I	\$65,834
1.00	00009520	000300:Office Support Specialist III	\$47,781
Total	13.00		\$1,118,164

CC 228904 Planning and Development Planning and Urban Design

Proposed FTE	Position Number	Job	Amount
1.00	00002962	005102:Engineer II	\$78,328
1.00	00002997	511500:Transportation Professional Engineer	\$127,192

Salary Detail-All Funds (In Cost Center Order by Department)

CC 228904 Planning and Development Planning and Urban Design

Proposed FTE	Position Number	Job	Amount
1.00	00003626	500210:Pavement Inspection Technician	\$67,413
1.00	00004546	000616:Urban Planner III (N/S)	\$89,225
1.00	00004679	000625:Urban Planning Coordinator	\$111,114
1.00	00005330	005083:Transportation Technician III	\$60,485
1.00	00005539	087120:Departmental Applications Systems Analyst Supervi	\$94,682
1.00	00006489	064100:GIS Analyst I	\$69,424
1.00	00007297	000611:Urban Planner I	\$53,679
1.00	00007723	005103:Engineer III	\$108,285
1.00	00007724	000612:Urban Planner II	\$71,594
1.00	00008366	064200:GIS Analyst II	\$73,997
1.00	00008696	108500:Natural Resources Coordinator	\$98,987
1.00	00008846	500310:Engineering Technician III (N/S)	\$75,301
1.00	00009136	000612:Urban Planner II	\$67,544
1.00	00009183	202950:Planning and Urban Design Manager	\$125,317
1.00	00009557	001023:Forester Examiner	\$63,566
1.00	00009621	202650:Planning and Design Coordinator	\$101,818
1.00	00009629	264700:Planning Permit Technician I	\$50,815
1.00	00009651	264700:Planning Permit Technician I	\$45,353
1.00	00009652	264700:Planning Permit Technician I	\$43,737
1.00	00009625	001023:Forester Examiner	\$60,041
1.00	00009664	510310:Engineer III (N/S)	\$94,791
1.00	00009665	500310:Engineering Technician III (N/S)	\$64,813
1.00	00010085	000612:Urban Planner II	\$57,678
1.00	00010086	001023:Forester Examiner	\$55,203
1.00	00010087	005012:Engineering Technician II	\$47,403
1.00	00010088	005101:Engineer I	\$57,678
1.00	00010089	064200:GIS Analyst II	\$55,203
1.00	00010090	264700:Planning Permit Technician I	\$42,099
Total	30.00		\$2,212,767

CC 228905 Planning and Development Real Estate

Proposed FTE	Position Number	Job	Amount
1.00	00004509	000925:Real Estate Manager	\$99,750
1.00	00004518	092500:Real Estate Contract Supervisor	\$97,322
1.00	00008217	000300:Office Support Specialist III	\$35,901
1.00	00008439	092300:Real Estate Contract Specialist	\$60,936
1.00	00008441	092300:Real Estate Contract Specialist	\$82,056
1.00	00008598	092500:Real Estate Contract Supervisor	\$98,987
1.00	00008689	092300:Real Estate Contract Specialist	\$82,056
1.00	00008690	092400:Real Estate Right-of-Way Specialist	\$88,774
Total	8.00		\$645,782

CC 228901 Planning and Development Construction Services Division

Proposed FTE	Position Number	Job	Amount
1.00	00002403	263002:Construction Inspector II	\$75,993
1.00	00003047	267002:Professional Plans Reviewer II	\$89,887
1.00	00003451	263004:Construction Inspector IV	\$90,248
1.00	00003452	263002:Construction Inspector II	\$79,733

Salary Detail-All Funds (In Cost Center Order by Department)

CC 228901 Planning and Development Construction Services Division

Proposed FTE	Position Number	Job	Amount
1.00	00003459	263002:Construction Inspector II	\$69,028
1.00	00003463	267002:Professional Plans Reviewer II	\$90,501
1.00	00003464	263600:Construction Inspections Supervisor	\$80,405
1.00	00003471	263002:Construction Inspector II	\$74,874
1.00	00003472	263002:Construction Inspector II	\$76,659
1.00	00003871	264500:Client Facilitator Supervisor	\$67,441
1.00	00004172	264002:Client Facilitator II	\$55,811
1.00	00004784	263001:Construction Inspector I	\$59,925
1.00	00004785	263002:Construction Inspector II	\$70,727
1.00	00004788	264001:Client Facilitator I	\$43,881
1.00	00004790	263002:Construction Inspector II	\$74,130
1.00	00004795	263002:Construction Inspector II	\$88,774
1.00	00004816	263002:Construction Inspector II	\$88,774
1.00	00006713	267002:Professional Plans Reviewer II	\$90,035
1.00	00006847	263002:Construction Inspector II	\$88,774
1.00	00007209	267004:Professional Plans Reviewer IV	\$98,952
1.00	00007287	267004:Professional Plans Reviewer IV	\$93,565
1.00	00007443	263002:Construction Inspector II	\$88,774
1.00	00007447	263003:Construction Inspector III	\$64,896
1.00	00007450	267004:Professional Plans Reviewer IV	\$96,541
1.00	00007462	267004:Professional Plans Reviewer IV	\$92,597
1.00	00007464	264002:Client Facilitator II	\$62,338
1.00	00007501	263900:Construction Services Ctr Manager	\$100,266
1.00	00007514	267002:Professional Plans Reviewer II	\$90,501
1.00	00007568	267002:Professional Plans Reviewer II	\$86,079
1.00	00007572	263700:Chief Construction Inspector	\$111,114
1.00	00007573	264001:Client Facilitator I	\$57,611
1.00	00007581	263003:Construction Inspector III	\$83,327
1.00	00007680	264001:Client Facilitator I	\$56,486
1.00	00008156	263001:Construction Inspector I	\$63,761
1.00	00008168	264001:Client Facilitator I	\$44,575
1.00	00008297	264001:Client Facilitator I	\$59,925
1.00	00008480	263002:Construction Inspector II	\$88,774
1.00	00008481	263002:Construction Inspector II	\$81,764
1.00	00008482	263004:Construction Inspector IV	\$96,138
1.00	00008483	263002:Construction Inspector II	\$68,875
1.00	00008575	267002:Professional Plans Reviewer II	\$88,429
1.00	00008576	267002:Professional Plans Reviewer II	\$88,429
1.00	00008577	267004:Professional Plans Reviewer IV	\$98,945
1.00	00008700	264002:Client Facilitator II	\$49,683
1.00	00008759	001023:Forester Examiner	\$82,618
1.00	00008818	263002:Construction Inspector II	\$87,241
1.00	00008819	263001:Construction Inspector I	\$65,345
1.00	00009109	267004:Professional Plans Reviewer IV	\$92,332
1.00	00009129	267500:Professional Plans Review Supervisor	\$99,688
1.00	00009133	263002:Construction Inspector II	\$70,046
1.00	00009134	263002:Construction Inspector II	\$80,452
1.00	00009563	265400:Development Services Coordinator	\$84,439
1.00	00009567	250210:Certified Code Enforcement Officer	\$60,392

Salary Detail-All Funds (In Cost Center Order by Department)

CC 228901 Planning and Development Construction Services Division

	Proposed FTE	Position Number	Job	Amount
	1.00	00009568	001023:Forester Examiner	\$82,618
	1.00	00009565	267004:Professional Plans Reviewer IV	\$95,264
	1.00	00009566	263600:Construction Inspections Supervisor	\$82,879
	1.00	00009677	267004:Professional Plans Reviewer IV	\$93,869
	1.00	00009678	267003:Professional Plans Reviewer III	\$84,215
	1.00	00009679	263001:Construction Inspector I	\$69,180
	1.00	00009680	263001:Construction Inspector I	\$62,613
	1.00	00009681	264001:Client Facilitator I	\$44,348
	1.00	00009682	000702:Reproduction Equipment Operator II	\$34,965
	1.00	00009683	000702:Reproduction Equipment Operator II	\$34,965
	1.00	00009684	264001:Client Facilitator I	\$44,154
	1.00	00010028	263002:Construction Inspector II	\$62,338
	1.00	00010067	264001:Client Facilitator I	\$42,099
	1.00	00010068	264001:Client Facilitator I	\$42,099
Total	67.00			\$5,066,104

CC 220200 Minority Business Development

	Proposed FTE	Position Number	Job	Amount
	1.00	00000287	000551:W/MBE Specialist	\$75,566
	1.00	00004708	000559:Manager Minority Business Development	\$119,538
	1.00	00006323	220300:Lead Management Information Analyst	\$94,682
	1.00	00008034	000551:W/MBE Specialist	\$50,482
	1.00	00008058	000290:Management Methods Analyst	\$55,203
	1.00	00010055	220500:Small Business Development Support Specialist	\$40,456
Total	6.00			\$435,926

CC 219800 Intergovernmental Relations

	Proposed FTE	Position Number	Job	Amount
	1.00	00005310	913800:Intergovernmental Relations Manager	\$108,451
Total	1.00			\$108,451