




City of Tampa Community Redevelopment Agency

Tax Increment Financing (TIF) Financial Report

For Quarter II of FY2015 (January 1, 2015-March 31, 2015)



Downtown · Ybor City · Channel District · Drew Park · East Tampa ·
Tampa Heights Riverfront · Central Park



CITY OF TAMPA

Bob Buckhorn, Mayor

April 23, 2015


Honorable Chairman
and Members of the Community Redevelopment Agency

Ladies and Gentlemen:

The Revenue & Finance Department and Economic & Urban Development are providing the attached report for the 2nd quarter of FY2015 (January 1, 2015-March 31, 2015) to keep you informed of the overall financial condition of Tax Increment Funds (TIFs).

The report includes the following for each of the seven Community Redevelopment Areas 1.) an overview of TIF annual revenues and expenses 2.) TIF expenses by program and 3.) TIF funding for current and ongoing capital projects.

We look forward to any suggestions or feedback for future quarterly reports and continue to be pleased with the redevelopment progress and mutual stewardship of Tax Increment funds. The Board's leadership in these matters is greatly appreciated.


Bob McDonough
Administrator of Economic Opportunity

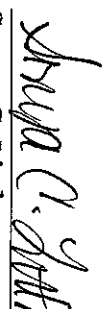

Sonya C. Little
Chief Financial Officer

TABLE OF CONTENTS

DOWNTOWN	1-3
YBOR I	4-5
YBOR II	6-7
CHANNEL DISTRICT	8-11
DREW PARK	12-15
EAST TAMPA	16-19
TAMPA HEIGHTS RIVERFRONT	20-22
CENTRAL PARK	23-24

DOWNTOWN CRA BUDGET SUMMARY

	<u>Current Budget</u>	<u>Expenses</u>	<u>Encumbrances</u>	<u>Balance</u>
Fiscal 2014	\$217,617.39	\$217,617.39	\$0.00	\$0.00
Fiscal 2015	\$14,981,457.00	\$6,092,973.58	\$18,017.30	\$8,870,466.12
Total	<u>\$15,199,074.39</u>	<u>\$6,310,590.97</u>	<u>\$18,017.30</u>	<u>\$8,870,466.12</u>
Interest Earnings				
Not Yet Allocated	\$376,670.52			

DOWNTOWN CRA BUDGET

	Budget	Expenses	Encumbrances	Balance
I. OPERATIONS & ADMINISTRATION				
Salaries & Operating	\$92,700.00	\$46,350.00	\$0.00	\$46,350.00
A portion of direct/indirect costs of Economic and Urban Development staff salaries.				
II. DISTRICT PROGRAMS AND SERVICES				
Marketing & Promotion	\$70,355.40	\$23,917.00	\$17,314.00	\$29,124.40
Marketing the district and increasing stakeholder awareness of redevelopment progress and opportunities, neighborhood incentive programs and activities.				
Streetcar Projects	\$150,000.00	\$62,500.00	\$0.00	\$87,500.00
Allocation to the streetcar system.				
III. REDEVELOPMENT INVESTMENT				
Convention Center Bond Payment*	\$13,520,138.00	\$5,633,390.79	\$0.00	\$7,886,747.21
Debt service associated with the development of the Tampa Convention Center.				
Loan Repayment	\$1,000,000.00	\$499,999.98	\$0.00	\$500,000.02
Repayment of funds loaned from the 2001A Capital Investment Tax Fund for the construction of Curtis Hixon Park.				
IV. CAPITAL IMPROVEMENT PROJECTS				
Downtown Train Horn Quiet Zone Project	\$135,000.00	\$0.00	\$0.00	\$135,000.00
These funds will be utilized for the design phase of the Train Horn Quiet Zone project through downtown Tampa along the CSX train tracks to upgrade nine public highway-rail crossings, additional gating, concrete medians, and signage.				
Community Improvement Projects	\$230,880.99	\$44,433.20	\$703.30	\$185,744.49
A variety of public realm improvements and support of private development projects.				
TOTAL	<u>\$15,199,074.39</u>	<u>\$6,310,590.97</u>	<u>\$18,017.30</u>	<u>\$8,870,466.12</u>

*The balance in the Convention Center Bond Payment account is for principal and interest payments and therefore is not available for any other use.

DOWNTOWN CRA CAPITAL PROJECTS

Community Improvement Projects

These funds will be used for improvements in downtown including, but not limited to, parks, street furnishings and transportation/roadway.

Total Project Funding:	\$230,881	Remaining Funds:	\$185,744
FY10	\$59,002		
FY09	\$131,202		
FY08	\$16,921		
FY07	\$23,756		

Project Status:

Downtown improvement projects including upgrades to lighting and streetscape are continuing to be made as needs are identified.

Downtown Train Horn Quiet Zone Project

These funds will be utilized for the design phase through downtown Tampa along the CSX train tracks to upgrade nine public highway-rail crossings, to add additional gating, concrete medians, and signage.

Total Project Funding:	\$135,000	Remaining Funds:	\$135,000
FY15	\$135,000		

Project Status:

This project is in the design phase.

YBOR I CRA BUDGET SUMMARY

	<u>Current Budget</u>	<u>Expenses</u>	<u>Encumbrances</u>	<u>Balance</u>
Fiscal 2014	\$367,946.16	\$367,946.16	\$0.00	\$0.00
Fiscal 2015	\$1,159,282.00	\$106,647.34	\$217,300.10	\$835,334.56
Total	\$1,527,228.16	\$474,593.50	\$217,300.10	\$835,334.56
Interest Earnings Not Yet Allocated	\$34,879.41			

YBOR I CRA BUDGET

	Budget	Expenses	Encumbrances	Balance
I. OPERATIONS & ADMINISTRATION				
Salaries & Operating	\$372,021.52	\$177,170.17	\$26,596.14	\$168,255.21
A portion of direct/indirect costs of Economic and Urban Development staff salaries and operating expenses related to the Community Redevelopment Plan and Vision Plan.				
II. DISTRICT PROGRAMS AND SERVICES				
Other Professional Services	\$340,792.56	\$44,527.95	\$50,041.10	\$246,223.51
Development of incentive programs for retailers, a district parking strategy, a user guide for businesses and residents, studies and other professional services. Includes landscaping, signage and streetscape repairs.				
District Promotions & Co-Sponsorships	\$240,688.66	\$101,663.78	\$139,024.88	\$0.00
Marketing using billboards, radio ads, publication ads, airport and related signage. Co-sponsorship funding for new or expanded special events promoting economic development, cultural themes, family events and other district priorities.				
Streetcar Projects	\$138,000.00	\$57,500.00	\$0.00	\$80,500.00
Allocation to the streetcar system.				
Business Facade Program	\$340,746.42	\$52,989.75	\$1,637.98	\$286,118.69
Programs to improve appearance of retail, commercial & industrial properties in targeted areas.				
Code Inspection	\$14,007.00	\$7,003.50	\$0.00	\$7,003.50
50% of the costs of a code enforcement inspector for coverage on weekend nights. Costs are shared with Ybor II CRA and the Neighborhood Enhancement division of Neighborhood Empowerment.				
III. REDEVELOPMENT INVESTMENT				
Transfer to Debt Service	\$80,972.00	\$33,738.35	\$0.00	\$47,233.65
A portion of debt service on HUD 108 loan associated with Centro Ybor. This figure represents Centro Ybor's real property tax contribution to the CRA.				
TOTAL	<u>\$1,527,228.16</u>	<u>\$474,593.50</u>	<u>\$217,300.10</u>	<u>\$835,334.56</u>

YBOR II CRA BUDGET SUMMARY

	Current Budget	Expenses	Encumbrances	Balance
Fiscal 2014	\$27,925.37	\$27,925.37	\$0.00	(\$0.00)
Fiscal 2015	\$102,911.00	\$17,421.71	\$28,545.92	\$56,943.37
Total	\$130,836.37	\$45,347.08	\$28,545.92	\$56,943.37
Interest Earnings Not Yet Allocated				\$23,762.53

YBOR II CRA BUDGET

I. OPERATIONS & ADMINISTRATION

Salaries & Operating

A portion of direct/indirect costs of Economic and Urban Development staff salaries and operating expenses related to the Community Redevelopment Plan and Vision Plan.

II. DISTRICT PROGRAMS AND SERVICES

Other Professional Services

To expand on the Ybor Vision Plan for neighborhood improvements, develop incentive programs for retailers, studies and other professional services including, but not limited to, grants awarded in connection with the district facade improvement program. Fabrication, installation and repair of signage in the district and YES Team (Clean Team) services to common areas and public rights-of-way.

District Promotions & Co-Sponsorships

Marketing using billboards, radio ads, publication ads, airport and related signage. Co-sponsorship funding for new or expanded special events promoting economic development, cultural themes, family events and other district priorities.

Streetcar Projects

Allocation to the streetcar system.

Business Facade Program

Programs to improve appearance of retail, commercial & industrial properties in targeted areas.

Code Inspection

50% of the costs of a code enforcement inspector for coverage on weekend nights. Costs are shared with Ybor II CRA and the Neighborhood Enhancement division of Neighborhood Empowerment.

TOTAL

	<u>Budget</u>	<u>Expenses</u>	<u>Encumbrances</u>	<u>Balance</u>
	\$25,200.00	\$12,600.00	\$0.00	\$12,600.00
	\$88,956.97	\$27,138.08	\$28,545.92	\$33,272.97
	\$1,934.40	\$0.00	\$0.00	\$1,934.40
	\$12,000.00	\$5,000.00	\$0.00	\$7,000.00
	\$1,527.00	\$0.00	\$0.00	\$1,527.00
	\$1,218.00	\$609.00	\$0.00	\$609.00
TOTAL	<u>\$130,836.37</u>	<u>\$45,347.08</u>	<u>\$28,545.92</u>	<u>\$56,943.37</u>

CHANNEL DISTRICT CRA BUDGET SUMMARY

	<u>Current Budget</u>	<u>Expenses</u>	<u>Encumbrances</u>	<u>Balance</u>
Fiscal 2014	\$761,724.78	\$761,724.78	\$0.00	(\$0.00)
Fiscal 2015	\$3,273,442.52	\$163,829.75	\$397,826.36	\$2,711,786.41
Total	\$4,035,167.30	\$925,554.53	\$397,826.36	\$2,711,786.41
Interest Earnings Not Yet Allocated				
				\$20,812.80

CHANNEL DISTRICT CRA BUDGET

	Budget	Expenses	Encumbrances	Balance
I. OPERATIONS & ADMINISTRATION				
Salaries & Operating	\$92,700.00	\$46,350.00	\$0.00	\$46,350.00
A portion of direct/indirect costs of Economic and Urban Development staff salaries and operating expenses related to the Community Redevelopment Plan and Strategic Action Plan.				
II. DISTRICT PROGRAMS AND SERVICES				
Marketing and Promotion	\$86,066.60	\$3,000.00	\$0.00	\$83,066.60
Marketing the district and increase stakeholder awareness of redevelopment progress and opportunities, neighborhood incentive programs and activities.				
Streetcar Projects	\$150,000.00	\$62,500.00	\$0.00	\$87,500.00
Allocation to the streetcar system.				
III. REDEVELOPMENT INVESTMENT				
Channel District BB&T Loan*	\$653,021.72	\$272,092.10	\$0.00	\$380,929.62
Debt service on BB&T \$6 million bank note for construction of the stormwater basin and related improvements.				
IV. CAPITAL IMPROVEMENT PROJECTS				
Infrastructure Engineering/Analysis/Management	\$47,092.26	\$12,640.73	\$15,316.20	\$19,135.33
Design, survey, and engineer the infrastructure systems in the district, per the recommendations of the Strategic Action Plan. The scope of work will include burying the TECCO distribution lines, creating greater definition of the public realm improvements, master planning the City's property on the east side of Channelside Drive and actual construction of segments of the systems.				
12th Street Pump Station	\$1,137,445.63	\$0.00	\$0.00	\$1,137,445.63
These funds will be utilized to relocate the 12th Street Wastewater Pump Station in accordance with the 3rd amendment to the development agreement between the City of Tampa and Seaport Channelside, LLC and Seaport Holdings, LLC, dated September 1, 2009.				
Madison Street Improvements	\$1,840,506.57	\$518,422.45	\$364,724.89	\$957,359.23
Improvements to Madison Street located in the Channel District CRA to include property acquisition, park design and street improvements.				

CHANNEL DISTRICT CRA BUDGET

12th Street & Kennedy Boulevard Improvements
 Implementation of the Channel District Strategic Action Plan for 12th Street and Kennedy Boulevard Improvements including the undergrounding of utilities, the replacement of water, sewer and stormwater systems, and the installation of streetscape improvements.

TOTAL

	Budget	Expenses	Encumbrances	Balance
	\$28,334.52	\$10,549.25	\$17,785.27	\$0.00
TOTAL	<u>\$4,035,167.30</u>	<u>\$925,554.53</u>	<u>\$397,826.36</u>	<u>\$2,711,786.41</u>

*Balances in the Channel District BB&T Loan account will be fully expended during each fiscal year for principal and interest payments and therefore is not available for any other use.

CHANNEL DISTRICT CRA CAPITAL PROJECTS

Infrastructure Engineering/Analysis/Management

The engineering of district-wide infrastructure systems as identified in the Strategic Action Plan.

Total Project Funding:	\$3,239,194	Remaining Funds:	\$19,135
FY13	\$181,605		
FY12	\$113,742		
FY11	\$49,082		
FY10	\$551,070		
FY09	\$865,506		
FY08	\$900,906		
FY07	\$577,283		

Project Status:

Design work for the 12th Street Pump Station, the Whiting Street Interim improvements and 12th Street Segment A are 100% complete.

Community Improvement Projects

A variety of public realm improvements and support of private development projects.

Total Project Funding:	\$1,137,446	Remaining Funds:	\$1,137,446
FY15	\$130,930		
FY13	\$886,846		
FY11	\$119,670		

Project Status: Ongoing until contract work completed.

Madison Street Improvements

Improvements to Madison Street located in the Channel District CRA to include property acquisition, park design and street improvements.

Total Project Funding:	\$1,840,507	Remaining Funds:	\$957,359
FY13	\$1,840,507		

Project Status: Ongoing until contract work completed.

12th Street & Kennedy Boulevard Improvements

Implementation of 12th Street & Kennedy Boulevard improvements as identified in the Channel District Strategic Action Plan.

Total Project Funding:	\$1,712,609	Remaining Funds:	\$0
FY12	\$850,928		
FY11	\$861,681		

Project Status: Ongoing until contract work completed.

DREW PARK CRA BUDGET SUMMARY

	Current Budget	Expenses	Encumbrances	Balance
Fiscal 2011	\$341,251.69	\$334,479.15	\$6,772.54	\$0.00
Fiscal 2012	\$580,787.98	\$0.00	\$276,817.50	\$303,970.48
Fiscal 2013	\$405,428.23	\$0.00	\$0.00	\$405,428.23
Fiscal 2014	\$384,955.00	\$0.00	\$0.00	\$384,955.00
Fiscal 2015	\$361,867.00	\$0.00	\$0.00	\$361,867.00
Total	\$2,074,289.90	\$334,479.15	\$283,590.04	\$1,456,220.71

Interest Earnings
Not Yet Allocated \$317,158.46

DREW PARK CRA BUDGET

I. OPERATIONS & ADMINISTRATION

Salaries & Operating

A portion of direct/indirect costs of Economic and Urban Development staff salaries and operating expenses related to the Community Redevelopment Plan and Strategic Action Plan.

	Budget	Expenses	Encumbrances	Balance
--	--------	----------	--------------	---------

	\$146,215.61	\$72,099.98	\$0.00	\$74,115.63
--	--------------	-------------	--------	-------------

II. DISTRICT PROGRAMS AND SERVICES

Marketing and Promotion

Marketing the district and increasing stakeholder awareness of redevelopment opportunities.

	\$34,676.40	\$175.00	\$0.00	\$34,501.40
--	-------------	----------	--------	-------------

Business Façade & Site Improvement Program

Programs to improve appearance of retail, commercial & industrial properties in targeted areas.

	\$332,277.77	\$119,348.85	\$116.15	\$212,812.77
--	--------------	--------------	----------	--------------

Law Enforcement Services

Implementation of an enhanced enforcement plan for adult-oriented businesses.

	\$10,941.31	\$0.00	\$0.00	\$10,941.31
--	-------------	--------	--------	-------------

IV. CAPITAL IMPROVEMENT PROJECTS

Neighborhood Infrastructure

Planning, design, engineering and construction of stormwater system improvements. In addition, these funds will be used for neighborhood infrastructure and construction improvements provided in the Streetscape & Beautification Master Plan, including but not limited to, sidewalks, street lighting, street paving, landscaping and green space, decorative elements, and gateway corridor beautification.

	\$1,022,366.88	\$12,836.86	\$161,923.56	\$847,606.46
--	----------------	-------------	--------------	--------------

Stormwater Improvements

Planning, design, engineering and construction of stormwater system improvements. These funds will be used for neighborhood infrastructure and construction improvements provided in the Strategic Action Plan and the Streetscape & Beautification Master Plan.

	\$527,811.93	\$130,018.46	\$121,550.33	\$276,243.14
--	--------------	--------------	--------------	--------------

TOTAL

	<u>\$2,074,289.90</u>	<u>\$334,479.15</u>	<u>\$283,590.04</u>	<u>\$1,456,220.71</u>
--	-----------------------	---------------------	---------------------	-----------------------

DREW PARK CRA CAPITAL PROJECTS

Land Assemblage

Acquiring land for the development purposes identified in the Community Redevelopment Plan and/or Strategic Action Plan.

Total Project Funding:	\$844,430	Remaining Funds:	\$0
FY11	\$50,000		
FY10	\$98,870		
FY09	\$3,959		
FY08	\$232,674		
FY07	\$137,855		
FY06	\$321,072		

Project Status:

Three properties have now been acquired. The sites are being held pending the feasibility and appropriate timing for development of a quality workforce housing project. Additional parcels may also be pursued to expand existing sites.

Neighborhood Infrastructure

Planning, design, engineering and construction of stormwater system improvements. In addition, these funds will be used for neighborhood infrastructure and construction improvements provided in the Streetscape & Beautification Master Plan, including but not limited to, sidewalks, street lighting, street paving, landscaping and green space, decorative elements, and gateway corridor beautification.

Total Project Funding:	\$3,004,999	Remaining Funds:	\$847,606
FY12	\$353,846		
FY11	\$273,584		
FY10	\$250,000		
FY09	\$696,567		
FY08	\$809,511		
FY07	\$471,491		
FY06	\$150,000		

Project Status:

Neighborhood Infrastructure funds will be used to construct various elements identified in the Drew Park Streetscape & Beautification Master Plan and any remaining street paving/sidewalk projects. The conceptual design of four Community Identifier markers along Dale Mabry has been approved by the Florida Department of Transportation (FDOT) and final design of the markers and site plan is underway.

DREW PARK CRA CAPITAL PROJECTS

Stormwater Improvements

Planning, design, engineering and construction of stormwater system improvements. These funds will be used for neighborhood infrastructure and construction improvements provided in the Strategic Action Plan and the Streetscape & Beautification Master Plan.

Total Project Funding:	\$1,538,390	Remaining Funds:	\$276,243
FY13	\$187,812		
FY10	\$340,000		
FY09	\$644,667		
FY07	\$365,911		

Project Status:

The Drew Park Stormwater Improvement Project is now moving forward in phases. The Henry Avenue Pond expansion was completed in December 2012. Construction of the Grady Avenue improvements began November 2012 and was substantially completed in April 2014. FY09 funds in the amount of approximately \$525,000 will be used toward Grady Avenue stormwater and streetscape construction. The \$15.9 million Lois Avenue stormwater, utility and streetscape improvements project is under construction. Drew Park TIF funds in the amount of \$1.2 million will be used to fund the streetscape and other improvements.

EAST TAMPA CRA BUDGET SUMMARY

	<u>Current Budget</u>	<u>Expenses</u>	<u>Encumbrances</u>	<u>Balance</u>
Fiscal 2010	\$1,108,307.94	\$295,459.51	\$92,410.82	\$720,437.61
Fiscal 2011	\$805,961.31	\$0.00	\$0.00	\$805,961.31
Fiscal 2012	\$34,284.11	\$0.00	\$0.00	\$34,284.11
Fiscal 2013	\$0.00	\$0.00	\$0.00	\$0.00
Fiscal 2014	\$0.00	\$0.00	\$0.00	\$0.00
Fiscal 2015	\$163,423.00	\$0.00	\$0.00	\$163,423.00
Total	\$2,111,976.36	\$295,459.51	\$92,410.82	\$1,724,106.03

Interest Earnings Not
Yet Allocated \$904,368.67

EAST TAMPA CRA BUDGET

	<u>Budget</u>	<u>Expenses</u>	<u>Encumbrances</u>	<u>Balance</u>
I. OPERATIONS & ADMINISTRATION				
Salaries & Operating	\$132,321.54	\$57,314.57	\$0.00	\$75,006.97
A portion of direct/indirect costs of Economic and Urban Development staff salaries and operating expenses related to the Community Redevelopment Plan.				
II. DISTRICT PROGRAMS AND SERVICES				
Community Lake Annual Maintenance	\$51,707.00	\$6,158.00	\$3,044.00	\$42,505.00
Recurring annual cost of maintaining the community lake, including but not limited to, lighting, electrical, irrigation, aeration and lake basin maintenance.				
Marketing & Partnership Development	\$12,268.36	\$2,152.75	\$0.00	\$10,115.61
Develop media to attract community redevelopment and support community revitalization training opportunities from members of the partnership. Funds may also be used to fund community workshops to solicit public input related to the CRA plan.				
Business Assistance Program	\$104,538.66	\$17,500.00	\$0.00	\$87,038.66
Provide small business counseling, specific workshops, resource materials and other business technical assistance to existing and start-up, small, minority and women-owned businesses. To help low and moderate income individuals to acquire job skills, to secure stable employment, to gain financial stability and provide long-term employment to difficult to employ individuals.				
Streetlight Operating Expense	\$42,849.50	\$20,158.26	\$7,229.72	\$15,461.52
Annual cost of operating the decorative lighting program installed throughout the district.				
Commercial Business Facade*	\$216,824.87	(\$20,184.46)	\$7,166.15	\$229,843.18
Facade Improvement Grants and/or revolving loans to businesses along targeted corridors.				
East Tampa Clean Team/Youth Program	\$292,126.69	\$145,969.50	\$0.00	\$146,157.19
Dedicated full-time litter control and environmental clean-up program in partnership with the East Tampa Initiative and Neighborhood Enhancement divisions of Neighborhood Empowerment, to include a youth summer employment component.				

EAST TAMPA CRA BUDGET

	Budget	Expenses	Encumbrances	Balance
Environmental Detective				
An environmental detective to conduct both proactive and latent investigations in regards to environmental offenses to enhance the Tampa Police Department's ability to address these issues without sacrificing resources from higher priority offenses.	\$140,520.42	\$61,875.00	\$0.00	\$78,645.42
III. REDEVELOPMENT INVESTMENT				
Housing Rehab Loans/Grants				
Deferred payment loans/grants to low-income families to correct housing code violations. Funds may also be used to removed debris/accumulations and/or to install landscaping in conjunction with housing improvements. Additionally, to acquire foreclosed or abandoned properties that could be rehabilitated and made available for home ownership.	\$1,314.50	\$0.00	\$1,314.50	\$0.00
Land Assemblage				
Acquiring land for development/strategies per the CRA Plan and/or 5-Yr Strategic Action Plan.	\$205,804.83	\$3,575.00	\$300.00	\$201,929.83
IV. CAPITAL IMPROVEMENT PROJECTS				
Neighborhood Infrastructure				
Install/improve neighborhood infrastructure, including sidewalks and streetlights.	\$895,056.42	\$0.00	\$73,271.45	\$821,784.97
22nd Street Enhancements				
Developing a conceptual design, construction documents and/or construction of aesthetic/roadway improvements to North 22nd Street and the recurring annual cost of operation and maintenance of an established decorative lighting system.	\$16,643.57	\$940.89	\$85.00	\$15,617.68
TOTAL	<u>\$2,111,976.36</u>	<u>\$295,459.51</u>	<u>\$92,410.82</u>	<u>\$1,724,106.03</u>

*The commercial business facade program received a return of funds from the Cole Barbershop project due to the project finishing under budget.

EAST TAMPA CRA CAPITAL PROJECTS

Land Assemblage

Acquisition funding will focus on redevelopment sites that both provide opportunity for new development and change their existing uses.

Total Project Funding:	\$1,907,603	Remaining Funds:	\$201,930
FY10	\$358,240		
FY09	\$505,413		
FY08	\$192,834		
FY07	\$851,116		

Project Status: Continuing to pursue worthy property acquisition opportunities.

Neighborhood Infrastructure

These funds will be used to install/improve neighborhood infrastructure, including but not limited to, sidewalks and streetlights.

Total Project Funding:	\$5,206,191	Remaining Funds:	\$821,785
FY13	\$411,097		
FY11	\$137,454		
FY10	\$319,187		
FY09	\$1,065,866		
FY08	\$1,721,304		
FY07	\$1,128,199		
FY06	\$423,084		

Project Status: Ongoing improvements based on Plan.

22nd Street Enhancements

These funds will be used to develop conceptual design, construction documents and/or construction of aesthetic/roadway improvements to North 22nd Street and the recurring annual cost of operation and maintenance of an established decorative lighting system.

Total Project Funding:	\$4,307,531	Remaining Funds:	\$15,618
FY09	\$2,983,353		
FY08	\$1,324,178		

Project Status:

Phase I and IIA construction is complete. Phase IIB is nearing completion with the final project punch list underway. Phase III is complete and the final contract documents are being closed out. Federal Highway Fund dollars are contributing to Phase II design and construction costs.

TAMPA HEIGHTS RIVERFRONT CRA BUDGET SUMMARY

	Current Budget	Expenses	Encumbrances	Balance
Fiscal 2012	\$60,718.07	\$8,350.02	\$0.00	\$52,368.05
Fiscal 2013	\$70,206.00	\$0.00	\$0.00	\$70,206.00
Fiscal 2014	\$57,158.00	\$0.00	\$0.00	\$57,158.00
Fiscal 2015	\$60,553.00	\$0.00	\$0.00	\$60,553.00
Total	\$248,635.07	\$8,350.02	\$0.00	\$240,285.05
Interest Earnings Not Yet Allocated	\$24,615.75			

TAMPA HEIGHTS RIVERFRONT CRA BUDGET

	<u>Budget</u>	<u>Expenses</u>	<u>Encumbered</u>	<u>Balance</u>
I. OPERATIONS & ADMINISTRATION				
Salaries & Operating	\$21,335.49	\$8,350.02	\$0.00	\$12,985.47
A portion of direct/indirect costs of Economic and Urban Development staff salaries and operating expenses related to the Community Redevelopment Plan.				
II. DISTRICT PROGRAMS AND SERVICES				
Marketing and Promotion	\$19,308.34	\$0.00	\$0.00	\$19,308.34
Marketing the district and increasing stakeholder awareness of redevelopment opportunities.				
IV. CAPITAL IMPROVEMENT PROJECTS				
Capital Improvement Projects	\$207,991.24	\$0.00	\$0.00	\$207,991.24
Various capital improvements within the CRA, including but not limited to neighborhood infrastructure.				
TOTAL	<u>\$248,635.07</u>	<u>\$8,350.02</u>	<u>\$0.00</u>	<u>\$240,285.05</u>

TAMPA HEIGHTS CRA CAPITAL PROJECTS

Capital Improvement Projects

These funds will be used to pay capital project costs of projects located throughout the CRA.

Total Project Funding:	\$441,868	Remaining Funds:	\$207,991
FY13	\$55,706		
FY12	\$30,003		
FY11	\$17,653		
FY10	\$58,461		
FY09	\$125,453		
FY08	\$154,592		

Project Status:

Improvement projects including upgrades to lighting and streetscape are continuing to be made as needs are identified.

CENTRAL PARK CRA BUDGET SUMMARY

	Current Budget	Expenses	Encumbrances	Balance
Fiscal 2014	\$18,950.00	\$18,950.00	\$0.00	\$0.00
Fiscal 2015	\$78,598.00	\$78,598.00	\$0.00	\$0.00
Total	\$97,548.00	\$97,548.00	\$0.00	\$0.00
Interest Earnings Not Yet Allocated	\$283.72			

CENTRAL PARK CRA BUDGET

II. DISTRICT PROGRAMS & SERVICES

Property Maintenance

Funds used to maintain city-owned parcels within the bounds of E. 7th Avenue, N. Nebraska Avenue, E. Ross Avenue and the interstate.

	Budget	Expenses	Encumbrances	Balance
	\$0.00	\$0.00	\$0.00	\$0.00

III. REDEVELOPMENT INVESTMENT

Loan Repayment

Repayment of funds loaned from the General Fund for the Hillsborough County Planning Commission Urban Planning Services and the Central Park Village Redevelopment Advisory Services.

	\$97,548.00	\$97,548.00	\$0.00	\$0.00
--	-------------	-------------	--------	--------

TOTAL	\$97,548.00	\$97,548.00	\$0.00	\$0.00
--------------	--------------------	--------------------	---------------	---------------