


# WELCOME

City of Tampa Economic Advisory Committee  
Virtual Meeting #3  
September 16, 2020

# Agenda – Meeting #3 (September 16)

<b>Welcome &amp; Committee Purpose</b>	10 minutes
<b>Discussion of Suggested Categories and Metrics</b>	10 minutes
<b>Guide for Breakout Group Discussions</b>	5 minutes
<b>Breakout Groups to Define Measures</b>	50 minutes
<b>Breakout Group Summary Presentations</b>	15 minutes
<b>Advisory Team Discussion</b>	15 minutes
<b>Public Comment</b>	10 minutes
<b>Next Steps</b>	5 minutes
<b>Adjourn</b>	

# Committee Purpose




A. Identify 'best practice' social and economic metrics  
Meetings 1 & 2

B. Recommend key metrics relevant to City of Tampa needs  
Meetings 3- 4

C. Recommend tactical and strategic initiatives to improve metrics  
Meetings 4 - 6

# Meeting 2 Suggested Categories and Metrics



## 1. Inclusive Economic Growth

- a. GRP per capita
- b. Unemployment rate
- c. Job growth rate
- d. Income inequality

## 2. Reducing Poverty

- a. Poverty rate
- b. Median household income
- c. Economic mobility
- d. New business establishment

## 3. Gender and Racial Equity

- a. Median hourly wage gap
- b. Poverty rate gap
- c. Unemployment rate gap
- d. Educational attainment gap

## 4. Economic Diversification

- a. Share of various sectors in economy
- b. Share of technology jobs
- c. Share of high wage jobs
- d. Investment in skill development

# Meeting 3 Suggested Categories and Metrics

## 1. Inclusive Economic Growth

- a. GRP per capita
- b. GRP Growth Rate
- c. Job growth rate
- d. Home Ownership

## 2. Reducing Poverty


- a. Poverty rate
- b. Median household income
- c. Income Inequality
- d. Transportation to Work
- e. Digital Access

## 3. Gender and Racial Equity

- a. Labor Force Participation Gap
- b. Poverty rate gap
- c. Unemployment rate gap
- d. Educational attainment gap

## 4. Education Opportunity

- a. 3<sup>rd</sup> Grade ELA FSA
- b. 3<sup>rd</sup>/8<sup>th</sup> Grade Math FSA
- c. HS Graduation Rate
- d. Educational Attainment (Bachelor's degree and above)
- e. Educational Attainment (Grad/Prof Degree and above)



\* See one-pager hand-out for detailed description of each metric

# State of Region Diversity Measures

15 indicators related to economic vitality, talent, infrastructure, civic quality, poverty and employment.

## ECONOMIC VITALITY

1. Wages
2. Wages & Educational Attainment

## TALENT

3. Dropout Rate
4. Youth Disconnection
5. Educational Attainment
6. Labor Force Participation
7. Florida Talent Indicators

## INFRASTRUCTURE


8. Digital Access & The Digital Divide
9. Transportation to Work

## CIVIC QUALITY

10. Home Ownership
11. Health Insurance Coverage

## OUTCOMES

12. Working Poor
13. Poverty
14. Child Poverty
15. Unemployment



# Meeting 2

## Breakout Group Participants

### 1. Inclusive Economic Growth

Harry Cohen - Facilitator  
Ron Christaldi  
Sheila Solomon Rudd  
Bob Rohrlack  
Juawana Colbert  
Sonya Little  
Cory Person

### 2. Reducing Poverty


Roohid Ahmed- Facilitator  
Michelle Patty  
Lakshmi Shenoy  
Rick Homans  
Francisco Sanchez  
Henry Gonzalez  
Brandon Wagner  
Andy Joe Scaglione

### 3. Gender and Racial Equity

Dr. Shivendu - Facilitator  
Craig Richard  
Randy Randolph  
Yvette Lewis  
Mercedes Young

### 4. Economic Diversification

Dave Sobush - Facilitator  
Missy Martin  
Sandra Guggino  
Ernest Coney, Jr  
Andrew Wright



# Meeting 3

## Breakout Group Participants

### 1. Inclusive Economic Growth

Carole Post- Facilitator  
Ron Christaldi  
Sheila Solomon Rudd  
Bob Rohrlack  
Juawana Colbert  
Sonya Little  
Cory Person

### 2. Reducing Poverty


Marley Wilkes - Facilitator  
Michelle Patty  
Lakshmi Shenoy  
Rick Homans  
Francisco Sanchez  
Henry Gonzalez  
Brandon Wagner  
Andy Joe Scaglione

### 3. Gender and Racial Equity


Harry Cohen - Facilitator  
Craig Richard  
Randy Randolph  
Yvette Lewis  
Mercedes Young

### 4. Economic Diversification

Michael Bloom - Facilitator  
Missy Martin  
Sandra Guggino  
Ernest Coney, Jr.  
Andrew Wright








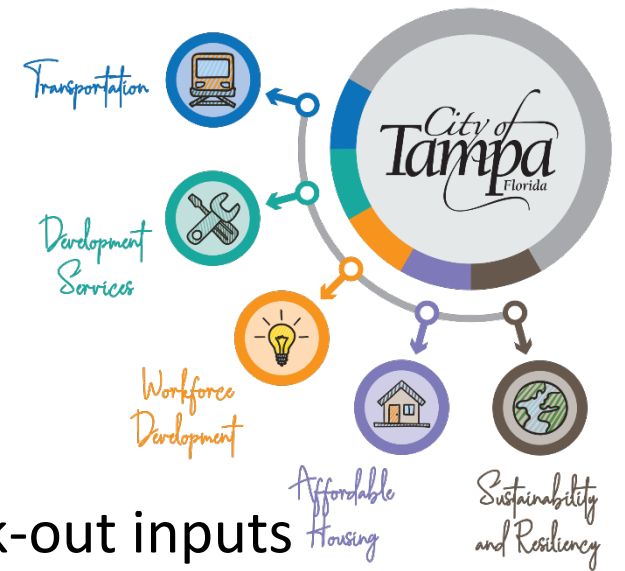
# Breakout Groups Protocol

# Guide for Breakout Group Discussions




1. When all participants are assembled, the Facilitator should welcome everyone and re-state the objective of the break-out group. Be clear about the specific focus and goal.
2. State the start and end time so the group can manage its discussion.
3. Ask the group to nominate a 'recorder' to take notes and a 'presenter' to report back the findings to the full group. The presenter and the recorder can be the same person.

# Guide for Breakout Group Discussions



4. Start the discussion with a 'seed' suggestion based on prior break-out inputs to facilitate deeper group input.
5. Stay focused on the output. If the discussion strays, capture the relevant input, but return to the focus/objective.
6. Call out 'time left' at 15 min and 10 min. At the 5min mark, wrap up open discussion and have 'presenter' summarize results for the group.
7. Break-out rooms cut off at the designated time. There is no grace period. 😞




# Breakout Groups: Select Top 3 Measures for Your Category


**Trouble Shooting Contact Person: Ebone Clifton or Eric Hayden via chat box**

**Breakout groups 50-minute session**

**End Time:**




# Breakout Group Presentations




# Advisory Team Open Discussion

Economic Advisory Committee



# Public Comment

Economic Advisory Committee



# Next Steps/Wrap-up

Economic Advisory Committee