Bob Buckhorn, Mayor

Equal Business Opportunity Program
2017 Highlights

Summary of Awards Report for
Women and Minority Business Enterprise (WMBE)
And
Small Local Business Enterprise (SLBE)

Gregory K. Hart, MBD Manager
Office of the Chief of Staff

Page left intentionally blank

FY 2017 Program Achievements

Women and Minority Business Enterprise (WMBE)

And

Small Local Business Enterprise (SLBE)

The City awarded approximately **$122 million** in competitive contracts for goods and services through formal/informal bids, proposals, quotes and subcontracts. **Key indicators of Minority and Small Business inclusion were:**

Women and Minority Business Program (WMBE)		
Prime Contracts	$18.8 million	*Greater Participation than FY2016*
Subcontracts	$2.3 million	
Sheltered Market Contracts	$2.9 million	*Greater Participation than FY2016*
TOTAL	$24.0 million	*Greater Participation than FY2016*
Small Local Business Program (SLBE)		
Prime Contracts	$19.7 million	*Greater Participation than FY2016*
Subcontracts	$1.8 million	
Sheltered Market Contracts	$1.3 million	*Greater Participation than FY2016*
TOTAL	$22.8 million	*Greater Participation than FY2016*
Total WMBE/SLBE Program Dollars	$46.8 million	Approx. 38% of Contract Dollars

Prime Contract Participation

Women and Minority Businesses (WMBE)

The City **awarded over $18.8 million** in prime contracts to Women and Minority Businesses,

- **a 55.4% increase*** compared to FY 2016, and
- **15.38%*** of ALL City competitively-bid prime contracts, broken out as follows:

Ethnicity/Gender	FY 2017 Participation	FY 2017 Amount	FY 2016 Amount
Caucasian Women	3.52%	$4.3 million *	$3.1 million
Hispanic Americans	6.72%	$8.2 million *	$5.5 million
African Americans	4.84%	$5.9 million *	$3.4 million
Asian Americans	0.30%	$ 363,605 *	$ 92,275
Native Americans	0.00%	$ 0	$ 49,000
TOTAL	15.38%*	$18.8 million *	$12.1 million

** Greater than FY2016*

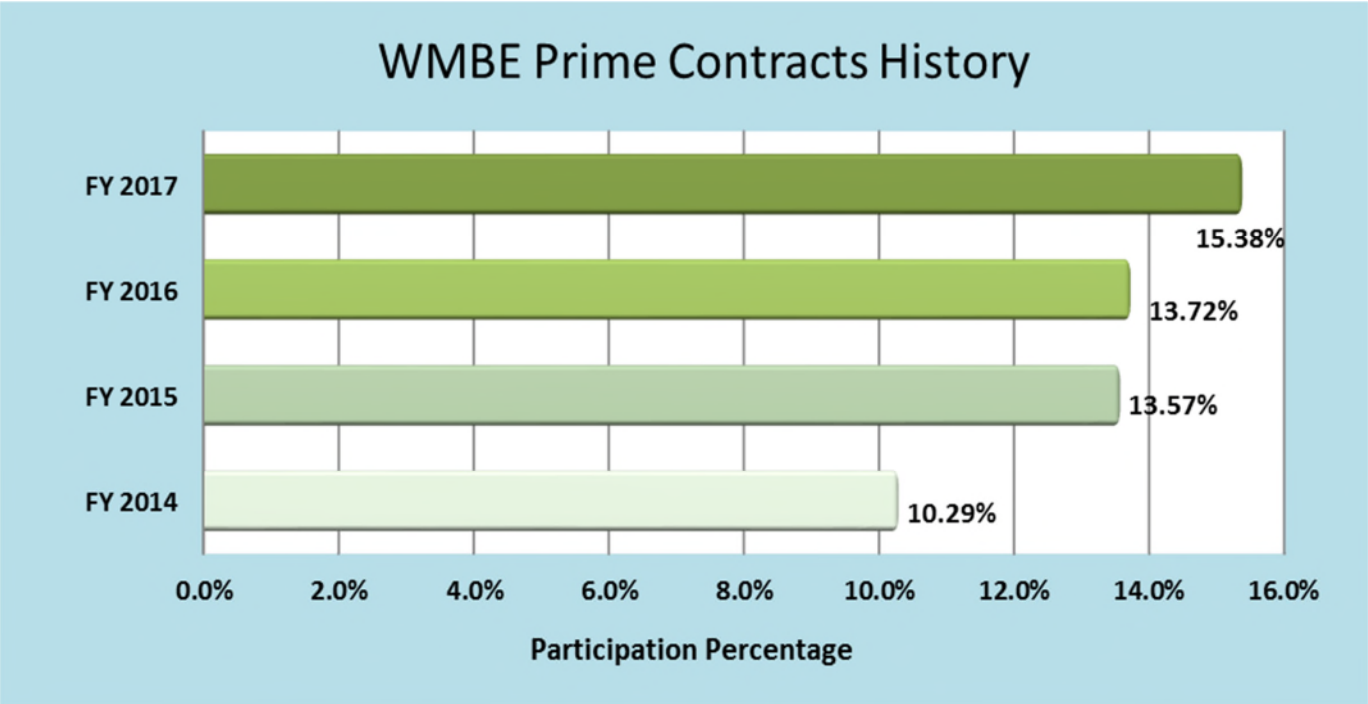

A 4-year history of WMBE awards and TOTAL City awards follows:

	FY 2014	FY 2015	FY 2016	FY 2017
WMBE Amount	$7.9 million	$10.4 million	$12.1 million	$18.8 million
Total Amount	$76.8 million	$77.1 million	$88.8 million	$122.7 million

Note: Percentages, numbers, and graphs are approximate values.

Subcontract Goal Participation

Women and Minority Businesses (WMBE) and Small Local Businesses (SLBE)

Goal attainment was 102% of the contract goals set on City projects, compared to

- 94% goal attainment in FY2016,
- 120% goal attainment in FY2015, and
- 107% goal attainment in FY2014.

In FY 2017 subcontract achievement averaged **13.09%** on all contracts that included goals (i.e. $31M). The average goal set on eligible contracts was **12.0%**. The distribution of subcontract dollars was as follows:

Ethnicity/Gender	FY 2017 Participation	FY 2017 Amount	FY 2016 Amount
Hispanic Americans	19.0%	$ 785,690	$ 1,625,879
Caucasian Women	27.0%	$ 1,074,798 *	$ 431,075
African Americans	9.0%	$ 378,005	$ 557,056
Small, Non-minority	44.0%	$ 1,754,924	$ 6,191,851
Asian Americans	1.0%	$ 48,087 *	$ 41,724
TOTAL	100%	$ 4,041,505	$ 8,847,584

** Greater than FY2016*

Note: Participation by WMBE/SLBE vendors is predicated on the type of goods/services the City purchases by industry/trades and the certified firms that have the specific capacity to provide the needed goods/services (i.e. not all businesses can perform all goods/services). Goals are set on contracts with tasks that align with the services of City of Tampa certified WMBE/SLBE companies.

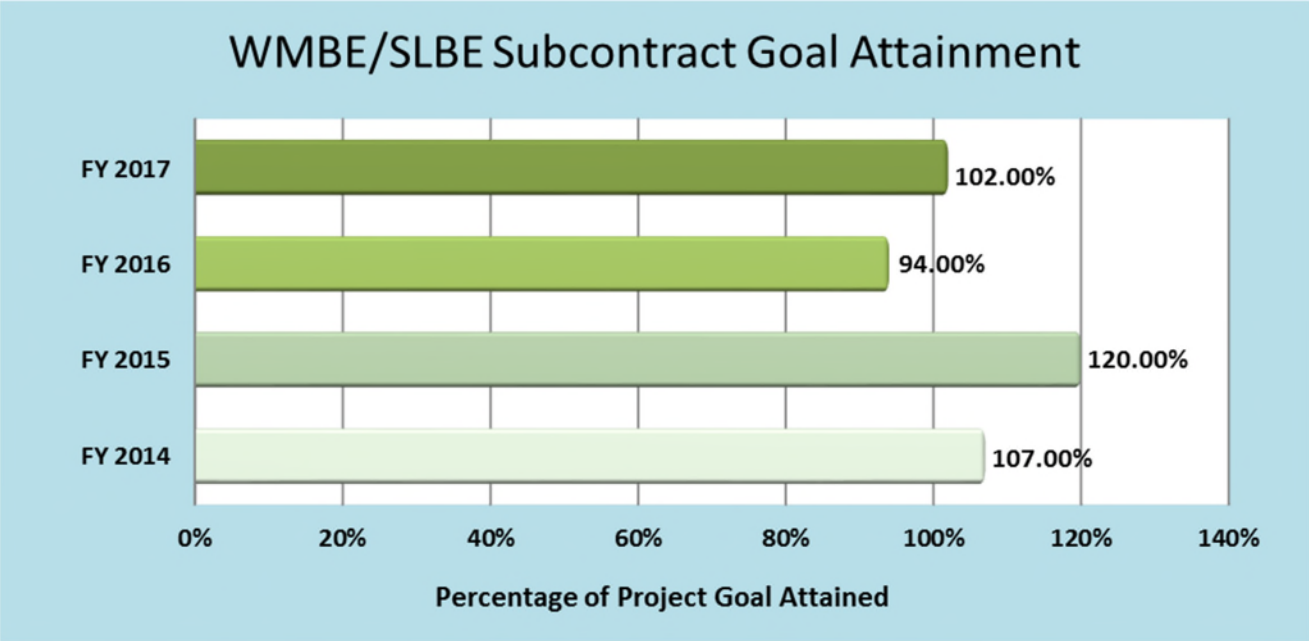

Sheltered Market Contract Participation

Women and Minority Businesses (WMBE) and Small Local Businesses (SLBE)

The City **reserved over $4.2 million** in contracts/renewals for competitive bidding to WMBE/SLBE companies,

- **12.5%** more dollars met criteria for sheltered market awards in FY 2017

Ethnicity/Gender	FY 2017 Participation	FY 2017 Amount		FY 2016 Amount
Small, Non-minority*	30.99%	$1,314,825	*	$945,231
Caucasian Women	11.74%	$497,985		$559,105
African Americans	17.70%	$750,857		$1,079,780
Hispanic Americans*	39.57%	$1,679,042	*	$1,172,987
Asian Americans	0.00%	$0		$14,500
TOTAL	100.00%	$4,242,709	*	$3,771,604

** Greater than FY2016*

Note: The remedy to address underutilization of WMBEs on formal/informal contracts is the "Sheltered Market" procurement process. This initiative has been a key for increasing ethnic minority participation.

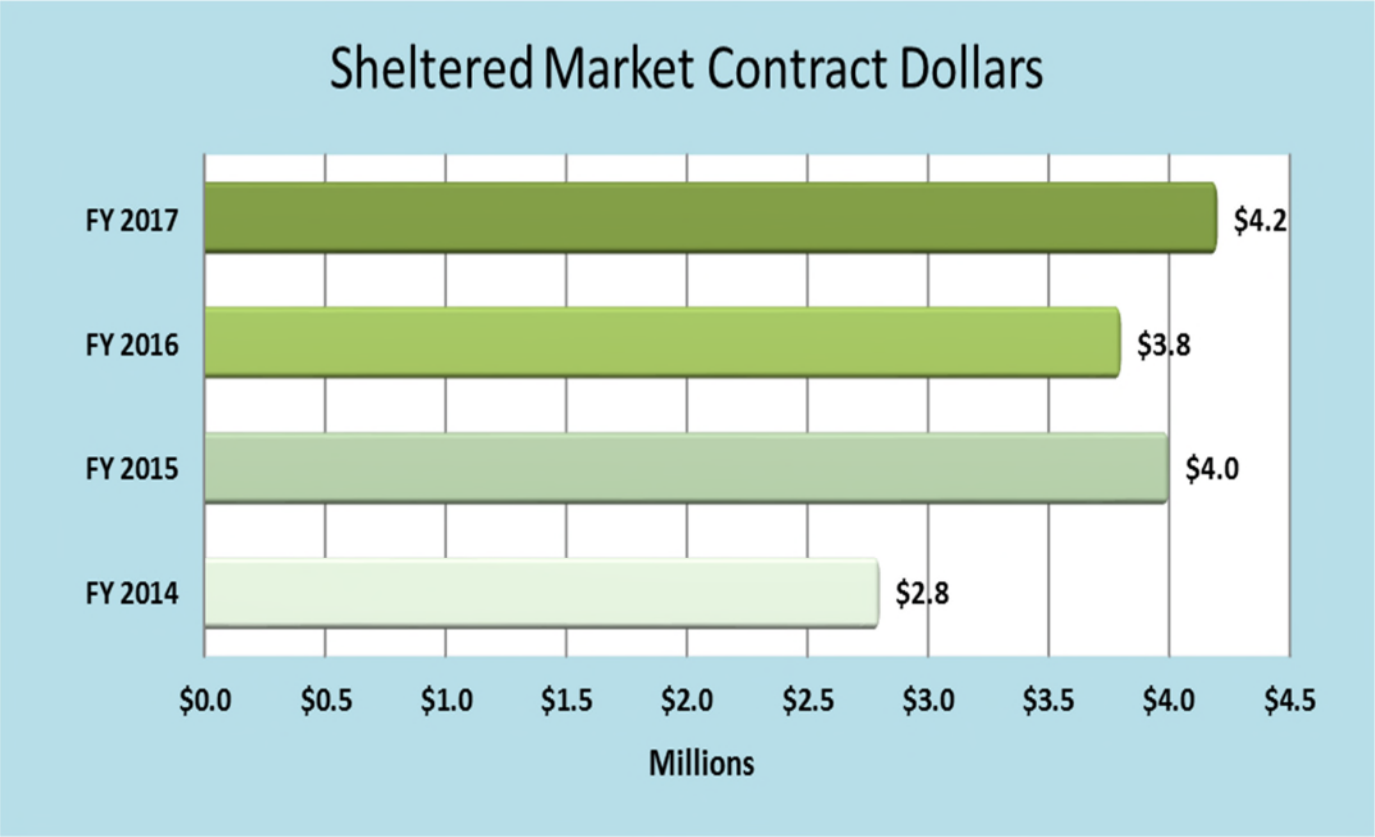

WMBE/SLBE Program Summary

Current program initiatives and business processes have proven effective at addressing underutilization of ethnic-minority business participation and continue to increase contract opportunities for all small local businesses and minority businesses.

Diversity Management Technology to Enhance Vendor Accessibility

The City of Tampa has a state-of-the-art Diversity Management Business functionality to support Equal Business Opportunity Programs. This system integrates with the City's ERP-Oracle platform. It utilizes cloud-technology to provide user-friendly and comprehensive program interaction between prime vendors, subcontractors and city staff. It is a web-based software system designed to streamline WMBE & SLBE certification via paperless on-line application; generate real-time contract compliance audits; and automate reporting requirements for Subcontractors, Prime Contractors, Consultants, Suppliers, City Departments and Private Sector Partners. The Diversity Management System is accessible to all firms doing business with the City and includes the following key features:

- Customer friendly online WMBE, SLBE and DBE Directory with key-word search capabilities
- Communication with Contractors and Consultants via email through their computer or mobile devices regarding project status and contract compliance issues
- Direct submission of Contractors' utilization reports online with automated tracking of Subcontract goals and vendor participation updates
- Online verification of City-to-Prime payments and Prime-to-Subcontractor payments
- Enhanced reporting capabilities and contract monitoring