



**CITY OF TAMPA**

**BOARD OF TRUSTEES  
REGULAR MEETING AGENDA  
TUESDAY – AUGUST 17, 2021 – 1:30 P.M.**

---

- Trustees:** Ernest Carrera - Chairman; Stephen Hill – Vice Chairman; BillieJo Slatton - Trustee; Steve Kenny - Trustee; Dennis Rogero – Trustee; Elizabeth Mackie – Trustee; Javier Moreno – Trustee
- Supporting Staff:** Dana Blydenburgh - GE Pension Plan Supervisor and Recording Secretary; Brian Morrison – Assistant City Attorney and Board Attorney; Lee Huffstutler – Chief Accountant; Rosie Rivera – Interim Accounting Operations Manager; Katrina Hughes – Accountant; Pamela Powell – Accounting Technician I; Tamie Zelaya – Accounting Technician I; Angie Sotolongo – Office Support Specialist
- Consultants:** Jason Pulos and Elizabeth Sanborn - Asset Consulting Group (ACG)
- Location:** City of Tampa, Julian B Lane Conference Room 402 W Laurel Street, Tampa FL 33607

*Any person who decides to appeal any decision of the Board of Trustees with respect to any matter considered at this meeting will need a record of the proceedings, and for such purpose, may need to hire a court reporter to ensure that a verbatim record of the proceedings is made, which record includes the testimony and evidence upon which the appeal is to be based. In accordance with the Americans with Disabilities Act and Section 286.26, Florida Statutes, persons with disabilities needing special accommodations to participate in this meeting should contact the General Employees' Retirement Fund at least 48 hours prior to the date of the meeting.*

- I. **Pledge of Allegiance and Invocation**
- II. **Roll Call**
- III. **Public Comments**
- IV. **Approval of Minutes (Motion)**  
Minutes for Regular Board Meeting on June 15, 2021
- V. **Large Cap Investment Manager Presentations**
  - ❖ Dodge & Cox, Kevin Johnson, CFA, Vice President and Client Portfolio Manager
  - ❖ Loomis Sayles, Matt Buxton, Vice President, Senior Relationship Manager and Adam Mushaweh, CFA, Vice President, Investment Director



**VI. Investment Consultant Report**

Elizabeth Sanborn and Jason Pulos, Asset Consulting Group

- ❖ Portfolio Performance Review – June Quarter Report & July 2021
- ❖ Liquidity Needs Recommendation

**VII. Disability Hearing**

Melissa Morris

**VIII. Legal Report**

Brian Morrison, Assistant City Attorney & Board Counsel

**IX. Consent Agenda – Receive & File all documents**

Retirement Benefits & Estate Payments:

Longevity Retirement, Deferred Retirement, DROP Applications, Survivor Allowance, Estate Payments. City of Tampa Reimbursement, DROP Options, Monthly and Quarterly Invoices.

**X. Adjournment**

**Upcoming Meeting Schedule**

Tuesday, September 21, 2021 – 1:30 p.m.  
Regular Board Meeting

**Pension Conferences**

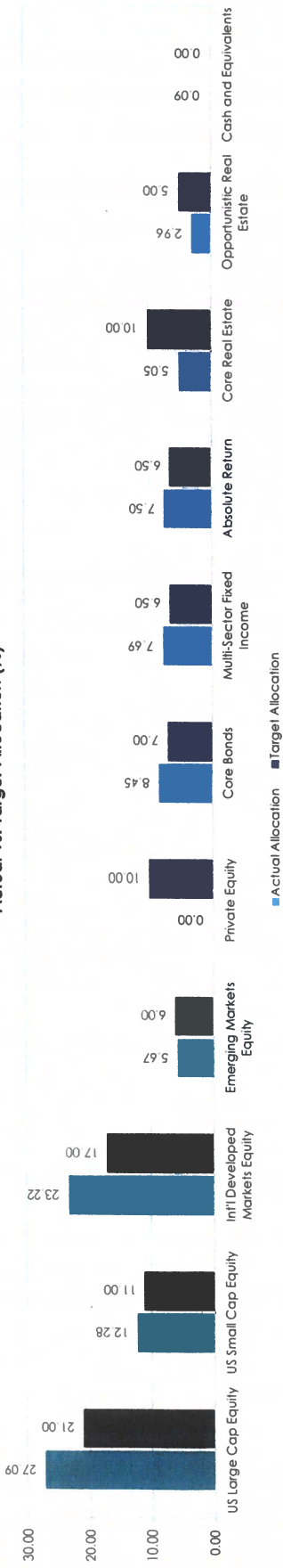
FPPTA Fall Trustee School  
October 3 – October 5, 2021  
Ponte Vedra Beach, Florida

## City of Tampa General Employees' Retirement Fund

For the Periods Ending July 31, 2021

### Gross of Fees

#### Actual vs. Target Allocation (%)



Asset Class	Market Value (\$000s)	Actual Allocation (%)	Target Allocation (%)	Over/Under (%)	Range Min - Max (%)
<b>Total Portfolio</b>	<b>867,300</b>	<b>100.00</b>	<b>100.00</b>		
<b>Equity</b>	<b>592,027</b>	<b>68.26</b>	<b>65.00</b>	<b>3.26</b>	<b>55.00 - 75.00</b>
US Large Cap Equity	234,977	27.09	21.00	6.09	15.00 - 30.00
US Small Cap Equity	106,505	12.28	11.00	1.28	5.00 - 15.00
Int'l Developed Markets Equity	201,408	23.22	17.00	6.22	10.00 - 25.00
Emerging Markets Equity	49,136	5.67	6.00	-0.33	0.00 - 10.00
Private Equity	0	0.00	10.00	-10.00	0.00 - 15.00
<b>Fixed Income</b>	<b>205,009</b>	<b>23.64</b>	<b>20.00</b>	<b>3.64</b>	<b>15.00 - 30.00</b>
Core Bonds	73,299	8.45	7.00	1.45	5.00 - 15.00
Multi-Sector Fixed Income	66,693	7.69	6.50	1.19	0.00 - 12.50
Absolute Return	65,017	7.50	6.50	1.00	0.00 - 12.50
<b>Real Assets</b>	<b>69,460</b>	<b>8.01</b>	<b>15.00</b>	<b>-6.99</b>	<b>5.00 - 20.00</b>
Core Real Estate	43,799	5.05	10.00	-4.95	5.00 - 15.00
Opportunistic Real Estate	25,660	2.96	5.00	-2.04	0.00 - 10.00
<b>Cash and Equivalents</b>	<b>804</b>	<b>0.09</b>	<b>0.00</b>	<b>0.09</b>	

Market Value (\$000s)	Actual Allocation (%)	1 Month (%)	1 Year (%)	FYTD (%)	YTD (%)	3 Years (%)	5 Years (%)	10 Years (%)	Since Inception (%)
<b>Total Portfolio (07/85)</b>	<b>867,300</b>	<b>100.00</b>	<b>0.20</b>	<b>24.03</b>	<b>26.06</b>	<b>11.51</b>	<b>11.30</b>	<b>9.35</b>	<b>8.96</b>
<b>Policy Index 1</b>		<b>0.06</b>		<b>20.56</b>	<b>22.26</b>	<b>10.76</b>	<b>10.16</b>	<b>8.83</b>	

The Policy Index consists of 21% Russell 1000, 11% Russell 2000, 17% MSCI EAFE, 10% MSCI ACWI, 6% MSCI Emerging Markets, 20% Bloomberg US Aggregate and 15% NFI ODCE Net. Prior to February 2021, the Policy Index consisted of 25% Russell 1000, 10% Russell 2000, 20% MSCI EAFE, 5% MSCI Emerging Markets, 30% Bloomberg US Aggregate, 5% NFI ODCE Net and 5% FTSE EPRA/NAREIT Developed RE. Prior to June 2014, the Policy Index consisted of 29% Russell 1000, 7% Russell 2000, 18% MSCI EAFE, 3% MSCI EAFE SMD NetDiv, 3% MSCI Emerging Markets, 30% Bloomberg US Aggregate, 5% NFI ODCE Net and 5% FTSE EPRA/NAREIT Developed RE. Prior to August 2009, the Policy Index consisted of 32% Russell 1000, 18% MSCI EAFE, 8% Russell 2000, 3.5% MSCI EAFE Small Cap, 3.5% MSCI Emerging Markets, 30% Bloomberg US Aggregate and 5% NFI ODCE Net.



## City of Tampa General Employees' Retirement Fund

For the Periods Ending July 31, 2021

Gross of Fees

	Market Value (\$000s)	Actual Allocation (%)	1 Month (%)	YTD (%)	FYTD (%)	1 Year (%)	3 Years (%)	5 Years (%)	10 Years (%)	Since Inception (%)
<b>US Large Cap Equity (04/02)</b>	<b>234,977</b>	<b>27.09</b>	<b>0.81</b>	<b>20.83</b>	<b>37.60</b>	<b>42.90</b>	<b>18.98</b>	<b>19.82</b>	<b>16.51</b>	<b>10.67</b>
Russell 1000			2.08	17.34	33.41	37.97	18.63	17.60	15.39	9.63
<b>Loomis Sayles Large Cap Growth (08/18)</b>	<b>119,315</b>	<b>13.76</b>	<b>2.15</b>	<b>16.55</b>	<b>26.86</b>	<b>33.74</b>	<b>23.52</b>	<b>--</b>	<b>--</b>	<b>23.52</b>
Russell 1000 Growth			3.30	16.71	30.01	36.68	25.29	23.32	18.37	25.29
<b>Dodge &amp; Cox Incorporated (04/02)</b>	<b>115,662</b>	<b>13.34</b>	<b>-0.60</b>	<b>25.26</b>	<b>50.60</b>	<b>53.39</b>	<b>13.93</b>	<b>16.21</b>	<b>14.54</b>	<b>9.92</b>
Russell 1000 Value			0.80	17.98	37.16	39.32	11.27	11.41	12.08	8.08
<b>US Small Cap Equity (01/99)</b>	<b>106,505</b>	<b>12.28</b>	<b>-1.84</b>	<b>13.70</b>	<b>49.33</b>	<b>50.88</b>	<b>14.27</b>	<b>15.84</b>	<b>13.60</b>	<b>11.95</b>
Russell 2000			-3.61	13.29	48.83	51.97	11.49	14.28	12.34	9.08
<b>WTC SC 2000 (01/99)</b>	<b>54,048</b>	<b>6.23</b>	<b>-2.27</b>	<b>10.39</b>	<b>49.60</b>	<b>54.00</b>	<b>17.80</b>	<b>18.31</b>	<b>16.17</b>	<b>12.83</b>
Russell 2000			-3.61	13.29	48.83	51.97	11.49	14.28	12.34	9.08
<b>ClariVest Asset Management (07/07)</b>	<b>27,141</b>	<b>3.13</b>	<b>-1.55</b>	<b>14.14</b>	<b>42.45</b>	<b>41.83</b>	<b>12.59</b>	<b>15.70</b>	<b>14.33</b>	<b>9.11</b>
Russell 2000 Growth			-3.64	5.01	36.10	41.00	13.87	16.40	13.56	10.12
<b>LMCG Small Cap Value (07/16)</b>	<b>25,315</b>	<b>2.92</b>	<b>-1.25</b>	<b>20.93</b>	<b>56.84</b>	<b>54.79</b>	<b>9.21</b>	<b>11.09</b>	<b>--</b>	<b>11.94</b>
Russell 2000 Value			-3.58	22.16	62.91	63.70	8.30	11.61	10.82	12.57
<b>Non US Equity (03/03)</b>	<b>250,545</b>	<b>28.89</b>	<b>0.25</b>	<b>9.94</b>	<b>31.61</b>	<b>35.52</b>	<b>11.69</b>	<b>11.70</b>	<b>6.85</b>	<b>9.35</b>
Non-US Equity Index <sup>2</sup>			-0.72	8.10	26.35	29.01	8.29	10.13	6.41	9.31
<b>Int'l Developed Markets Equity</b>										
Marathon-London International Fund (08/15)	<b>96,471</b>	<b>11.12</b>	<b>0.46</b>	<b>10.08</b>	<b>30.08</b>	<b>35.62</b>	<b>8.85</b>	<b>10.09</b>	<b>--</b>	<b>7.39</b>
MSCI EAFE NetDiv			0.75	9.65	27.24	30.31	7.66	9.35	6.14	6.34
MSCI EAFE Value			-0.23	10.85	32.20	33.62	3.31	7.27	4.69	3.80
WCM Focused Growth International (07/20)	<b>104,807</b>	<b>12.08</b>	<b>2.75</b>	<b>14.41</b>	<b>34.44</b>	<b>38.14</b>	<b>--</b>	<b>--</b>	<b>--</b>	<b>42.24</b>
MSCI ACWI ex US			-1.62	7.67	26.06	28.30	8.41	10.15	5.90	31.09
MSCI ACWI ex US Growth			-1.51	5.11	19.79	23.63	12.38	12.34	7.55	29.24
Fisher Investments (07/03) <sup>4</sup>	<b>130</b>	<b>0.01</b>	<b>--</b>	<b>--</b>	<b>--</b>	<b>--</b>	<b>--</b>	<b>--</b>	<b>--</b>	<b>--</b>
<b>Emerging Markets Equity</b>										
Aberdeen Asset Management (06/08)	<b>49,136</b>	<b>5.67</b>	<b>-5.06</b>	<b>1.24</b>	<b>28.82</b>	<b>30.15</b>	<b>13.90</b>	<b>11.50</b>	<b>6.08</b>	<b>7.08</b>
MSCI Emerging Markets			-6.67	0.41	20.26	21.00	8.31	10.77	3.97	3.19

<sup>1</sup> Fisher balance is residual cash from liquidation and transition to WCM Focused Growth International.

## City of Tampa General Employees' Retirement Fund

For the Periods Ending July 31, 2021

Gross of Fees

	Market Value (\$000s)	Actual Allocation (%)	1 Month (%)	YTD (%)	FYTD (%)	1 Year (%)	3 Years (%)	5 Years (%)	10 Years (%)	Since Inception (%)
<b>Fixed Income (10/84)</b>	<b>205,009</b>	<b>23.64</b>	<b>0.60</b>	<b>0.43</b>	<b>2.35</b>	<b>1.34</b>	<b>5.59</b>	<b>3.63</b>	<b>3.63</b>	<b>6.45</b>
Barclays US Aggregate			1.12	-0.50	0.16	-0.70	5.73	3.13	3.35	6.86
<b>Core Bonds</b>	<b>73,299</b>	<b>8.45</b>	<b>1.18</b>	<b>-0.49</b>	<b>0.46</b>	<b>-0.45</b>	<b>5.86</b>	<b>3.64</b>	<b>3.83</b>	<b>5.48</b>
Taplin, Canida & Habacht (03/97)			1.12	-0.50	0.16	-0.70	5.73	3.13	3.35	5.08
BloomBar US Aggregate										
<b>Multi-Sector Fixed Income</b>	<b>66,693</b>	<b>7.69</b>	<b>0.44</b>	<b>0.83</b>	<b>4.90</b>	<b>--</b>	<b>--</b>	<b>--</b>	<b>--</b>	<b>4.90</b>
Manulife Strategic Fixed Income (10/20)			1.25	-1.74	1.72	1.19	4.79	2.65	2.15	1.72
BloomBar Multiverse										
<b>Absolute Return</b>	<b>65,017</b>	<b>7.50</b>	<b>0.12</b>	<b>1.08</b>	<b>1.98</b>	<b>--</b>	<b>--</b>	<b>--</b>	<b>--</b>	<b>1.98</b>
JP Morgan Strategic Income Opportunities (10/20)			0.25	1.77	2.56	3.08	4.33	4.20	3.65	2.56
US T-Bills 90 Day + 3%			1.12	-0.50	0.16	-0.70	5.73	3.13	3.35	0.16
BloomBar US Aggregate										
<b>Real Assets (07/02)</b>	<b>69,460</b>	<b>8.01</b>	<b>0.00</b>	<b>5.14</b>	<b>4.68</b>	<b>4.99</b>	<b>2.55</b>	<b>3.49</b>	<b>6.70</b>	<b>7.21</b>
Real Assets Composite Index <sup>3</sup>			0.00	5.68	6.84	7.13	4.61	4.55	7.71	--
<b>Core Real Estate</b>	<b>43,799</b>	<b>5.05</b>	<b>0.00</b>	<b>4.18</b>	<b>2.20</b>	<b>2.01</b>	<b>0.32</b>	<b>2.80</b>	<b>6.80</b>	<b>7.17</b>
UBS Global Asset Management (09/00) <sup>5</sup>			0.00	5.68	6.84	7.13	4.61	5.63	8.60	6.85
NFIODCE Net										
<b>Opportunistic Real Estate</b>	<b>25,660</b>	<b>2.96</b>	<b>0.00</b>	<b>6.82</b>	<b>9.18</b>	<b>10.48</b>	<b>6.85</b>	<b>--</b>	<b>--</b>	<b>7.41</b>
Blackstone (07/17) <sup>5</sup>			0.00	5.68	6.84	7.13	4.61	5.63	8.60	5.21
NFIODCE Net										
<b>Cash and Equivalents (06/93)</b>	<b>804</b>	<b>0.09</b>	<b>0.01</b>	<b>0.04</b>	<b>0.08</b>	<b>0.11</b>	<b>1.24</b>	<b>1.18</b>	<b>0.70</b>	<b>2.67</b>

Dates behind managers reflect the first full month of performance.

FYTD: Fiscal year ending September.

<sup>5</sup> Market value as of 6/30/21. Updated valuation available quarterly.

City of Tampa General Employees' Retirement Fund

**Private Equity**

For the Period Ending July 31, 2021

**Summary of Cash Flows for 1 Month**

Cash Outflows	Cash Inflows	Net Cash Flows
-	-	-

**Summary of Portfolio Inception to Date**

	Inception Date	Committed	Drawn to Date	Remaining Commitment	Distributions to Date	Adjusted Ending Value	Total Value	Total Value to Paid-in	Annualized IRR (%)
<b>Total</b>		25,000,000	-	25,000,000	-	-	-	-	NM
General Atlantic Investment Partners 2021		25,000,000	-	25,000,000	-	-	-	-	NM

**Cash Flow Activity for 1 Month**

Fund Name	Date	Transaction Type	Cash Outflows	Cash Inflows	Net Cash Flows
<b>Total</b>			-	-	-

## Market Overview

For the Periods Ending July 31, 2021

	1 Month (%)	YTD (%)	FYTD (%)	1 Year (%)	3 Years (%)	5 Years (%)	10 Years (%)
<b>Equity Markets - Core</b>							
S&P 500	2.38	17.99	32.32	36.45	18.16	17.35	15.35
Russell 1000	2.08	17.34	33.41	37.97	18.63	17.60	15.39
Russell 2000	-3.61	13.29	48.83	51.97	11.49	14.28	12.34
Russell 2500	-1.75	14.92	46.41	49.09	13.83	14.76	13.10
Russell Mid Cap	0.77	17.14	40.47	42.58	15.79	14.77	13.74
<b>Equity Markets - Growth</b>							
S&P 500 Growth	3.79	18.64	31.29	37.13	23.22	21.63	17.79
Russell 1000 Growth	3.30	16.71	30.01	36.68	25.29	23.32	18.37
Russell 2000 Growth	-3.64	5.01	36.10	41.00	13.87	16.40	13.56
Russell 2500 Growth	-2.16	6.32	33.85	38.80	18.54	18.78	15.04
Russell Mid Cap Growth	1.03	11.58	32.80	34.51	21.94	19.61	15.69
NASDAQ Comp	1.16	13.85	31.39	36.55	24.13	23.24	18.20
<b>Equity Markets - Value</b>							
S&P 500 Value	0.79	17.22	34.20	35.68	11.94	12.11	12.35
Russell 1000 Value	0.80	17.98	37.16	39.32	11.27	11.41	12.08
Russell 2000 Value	-3.58	22.16	62.91	63.70	8.30	11.61	10.82
Russell 2500 Value	-1.46	20.88	55.34	56.14	9.34	10.97	11.19
Russell Mid Cap Value	0.62	20.19	44.74	47.07	11.09	11.00	12.21
<b>International Markets</b>							
MSCI EAFE NetDiv	0.75	9.65	27.24	30.31	7.66	9.35	6.14
MSCI EAFE Growth	1.72	8.92	23.21	27.90	12.72	12.20	8.41
MSCI EAFE Value	-0.23	10.85	32.20	33.62	3.31	7.27	4.69
MSCI World ex US	0.68	11.02	28.68	31.59	8.47	9.99	6.46
MSCI World	1.82	15.38	31.62	35.67	15.09	14.90	11.66
MSCI Emerging Markets	-6.67	0.41	20.26	21.00	8.31	10.77	3.97
<b>Fixed Income</b>							
ICE BofA ML 1 Yr Treasury Note	0.03	0.12	0.18	0.20	1.98	1.48	0.91
ICE BofA ML High Yield Master II	0.35	4.07	10.82	10.74	6.88	6.84	6.41
BloomBar Intermediate Agg	0.72	-0.13	0.29	0.20	4.67	2.62	2.69
BloomBar US Aggregate	1.12	-0.50	0.16	-0.70	5.73	3.13	3.35
BloomBar Intermediate G/C	0.77	-0.14	0.34	0.21	4.95	2.73	2.70
BloomBar US Credit	1.30	0.01	2.79	1.21	7.63	4.63	4.80
FTSE World Govt Bond	1.63	-3.20	-0.52	-1.19	4.30	1.88	1.36
NFI ODCE Net	0.00	5.68	6.84	7.13	4.61	5.63	8.60
<b>Real Assets</b>							



## Disclosures and Legal Notice

This report was prepared by ACG using information from sources that may include the following: client's investment manager(s); ACG investment Manager Database and Client Reporting Tool; third party data vendors; and other outside sources as may be directed by the client. Index Characteristics utilized in this report are obtained from third party data providers and may be different than index characteristics reported by investment managers/funds due to varied calculation methodologies and data sources. Although the information presented herein has been obtained from and is based upon sources ACG believes to be reliable, no representation or warranty, express or implied, is made as to the accuracy or completeness of that information. Accordingly, ACG does not itself endorse or guarantee, and does not itself assume liability whatsoever for, the accuracy or reliability of any third party data or the financial information contained herein.

The information presented herein is for informational purposes only and is not intended as an offer to sell or the solicitation of an offer to purchase a security.

This report is provided as a management tool for the client's internal use only. Information contained in this report does not constitute a recommendation by ACG.

This report may contain confidential or proprietary information and may not be copied or redistributed to any party not legally entitled to receive it.

Past performance is not indicative of future results. Any comparison to an index is for comparative purposes only. An investment cannot be made directly into an index. Indices are unmanaged and do not reflect the deduction of advisory fees.

This report is distributed with the understanding that it is not rendering accounting, legal or tax advice. Please consult your legal or tax advisor concerning such matters. No assurance can be given that the investment objectives described herein will be achieved and investment results may vary substantially on a quarterly, annual or other periodic basis. There is no representation or warranty as to the current accuracy of, nor liability for, decisions based on such information.

© 2021 Asset Consulting Group. All Rights Reserved. Asset Consulting Group is the sole owner of all rights, title, and interest to the materials, methodologies, techniques, and processes set forth herein, including any and all intellectual property rights. No part of this document may be reproduced, stored, or transmitted by any means without the express written consent of Asset Consulting Group.



City of Tampa General Employees' Retirement Fund

**Total Portfolio**

**Dollar Reconciliation (\$000s)**

For the Periods Ending June 30, 2021

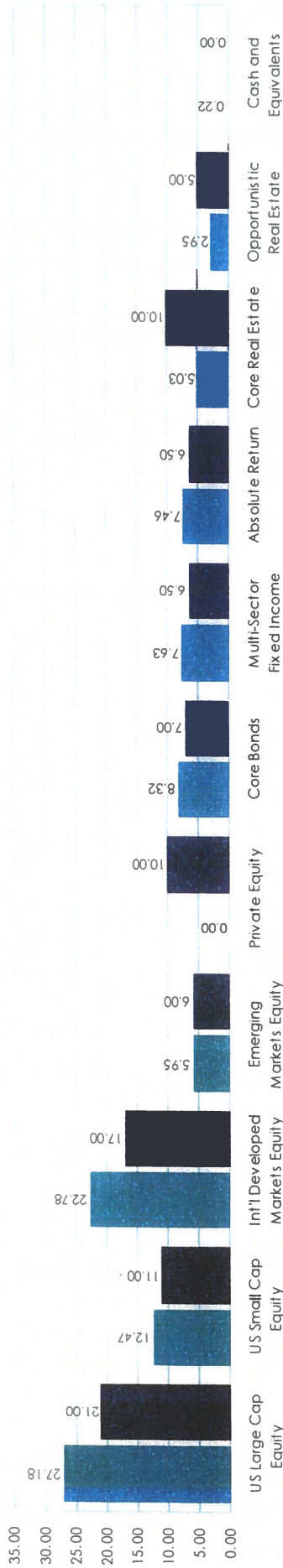


	3 Months	FYTD	1 Year	3 Years	5 Years
<b>Beginning Market Value</b>	<b>830,950</b>	<b>728,342</b>	<b>698,747</b>	<b>717,271</b>	<b>636,062</b>
Net Additions	-9,817	-28,259	-37,185	-110,436	-184,828
Return on Investment	49,125	170,176	208,696	263,423	419,024
<b>Ending Market Value</b>	<b>870,258</b>	<b>870,258</b>	<b>870,258</b>	<b>870,258</b>	<b>870,258</b>

City of Tampa General Employees' Retirement Fund

**Total Portfolio**

For the Period Ending June 30, 2021



	Market Value (\$000s)	Actual Allocation (%)	Target Allocation (%)	Over/Under Target (%)	Range Min-Max (%)
<b>Total Portfolio</b>	870,258	100.00	100.00		
<b>Equity</b>	<b>595,074</b>	<b>68.38</b>	<b>65.00</b>	<b>3.38</b>	<b>55.00 - 75.00</b>
US Large Cap Equity	236,565	27.18	21.00	6.18	15.00 - 30.00
US Small Cap Equity	108,503	12.47	11.00	1.47	5.00 - 15.00
Int'l Developed Markets Equity	198,253	22.78	17.00	5.78	10.00 - 25.00
Emerging Markets Equity	51,753	5.95	6.00	-0.05	0.00 - 10.00
Private Equity	0	0.00	10.00	-10.00	0.00 - 15.00
<b>Fixed Income</b>	<b>203,809</b>	<b>23.42</b>	<b>20.00</b>	<b>3.42</b>	<b>15.00 - 30.00</b>
Core Bonds	72,443	8.32	7.00	1.32	5.00 - 15.00
Multi-Sector Fixed Income	66,401	7.63	6.50	1.13	0.00 - 12.50
Absolute Return	64,965	7.46	6.50	0.96	0.00 - 12.50
<b>Real Assets</b>	<b>69,460</b>	<b>7.98</b>	<b>15.00</b>	<b>-7.02</b>	<b>5.00 - 20.00</b>
Core Real Estate	43,799	5.03	10.00	-4.97	5.00 - 15.00
Opportunistic Real Estate	25,660	2.95	5.00	-2.05	0.00 - 10.00
<b>Cash and Equivalents</b>	<b>1,916</b>	<b>0.22</b>	<b>0.00</b>	<b>0.22</b>	

# City of Tampa General Employees' Retirement Fund

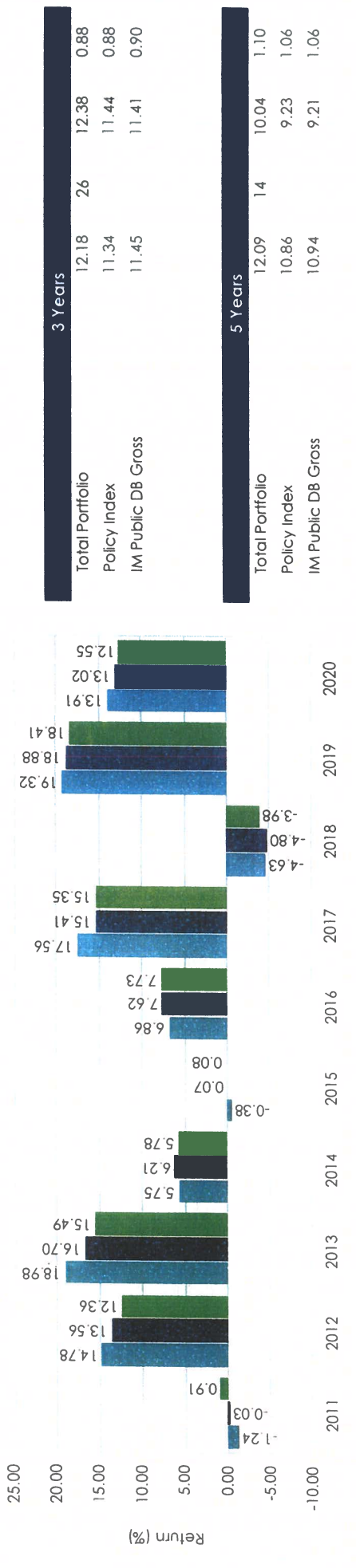
## Total Portfolio

For the Periods Ending June 30, 2021

5 Year Risk / Return		5 Year Relative Statistics		3 Months		Return (%)	Rank	Std Dev (%)	Sharpe Ratio
Total Portfolio	12.00	107.27	5.93	14	5.18	5.13			
Policy Index	11.21	111.21							
IM Public DB Gross	10.08	107.27							



FYTD		1 Year			
Total Portfolio	23.78	30.62	12	9.36	3.27
Policy Index	20.48	25.98		9.34	2.78
IM Public DB Gross	20.26	26.57		8.51	3.07



The rankings represent the portfolio's returns versus a peer universe. The rankings are on a scale of 1 to 100 with 1 being the best.

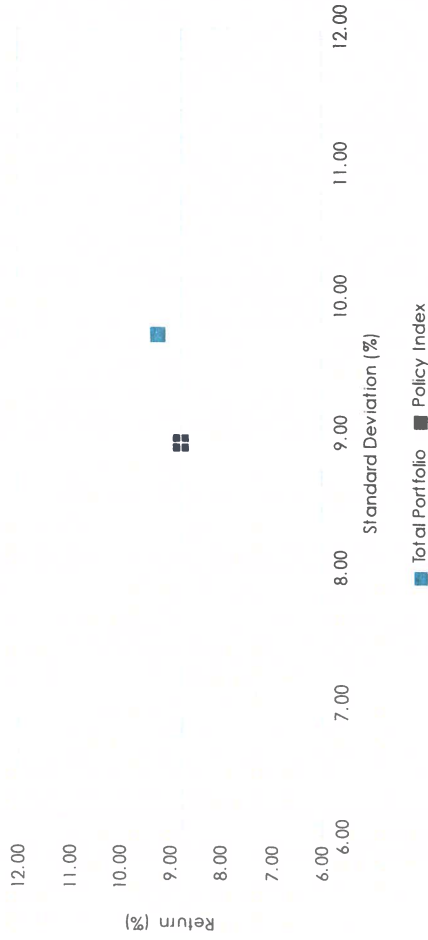
# City of Tampa General Employees' Retirement Fund

## Total Portfolio

For the Periods Ending June 30, 2021

### 10 Year Risk / Return

### 10 Year Portfolio Statistics



	Total Portfolio	Policy Index
Return (%)	9.23	8.75
Standard Deviation (%)	9.72	8.92
Sharpe Ratio	0.89	0.92

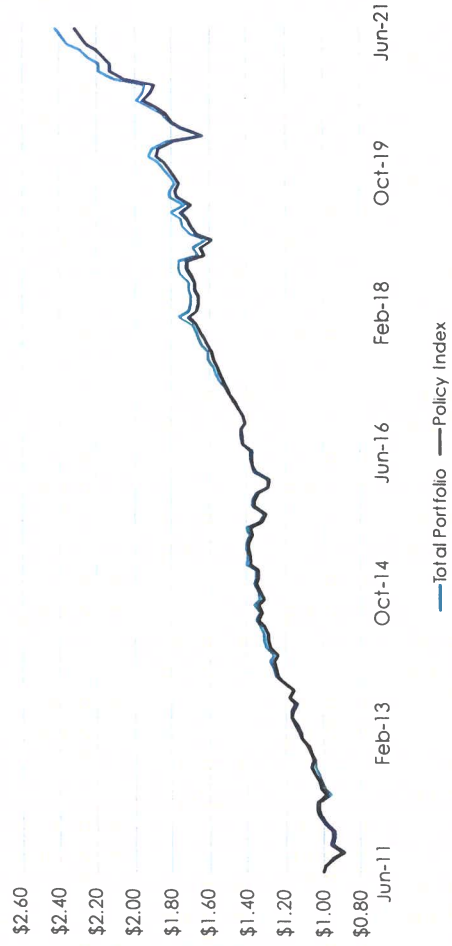
### Benchmark Relative Statistics

Beta  
Up Capture (%)  
Down Capture (%)

1.08  
108.38  
108.40

### 10 Year Growth of a Dollar

### 10 Year Return Analysis

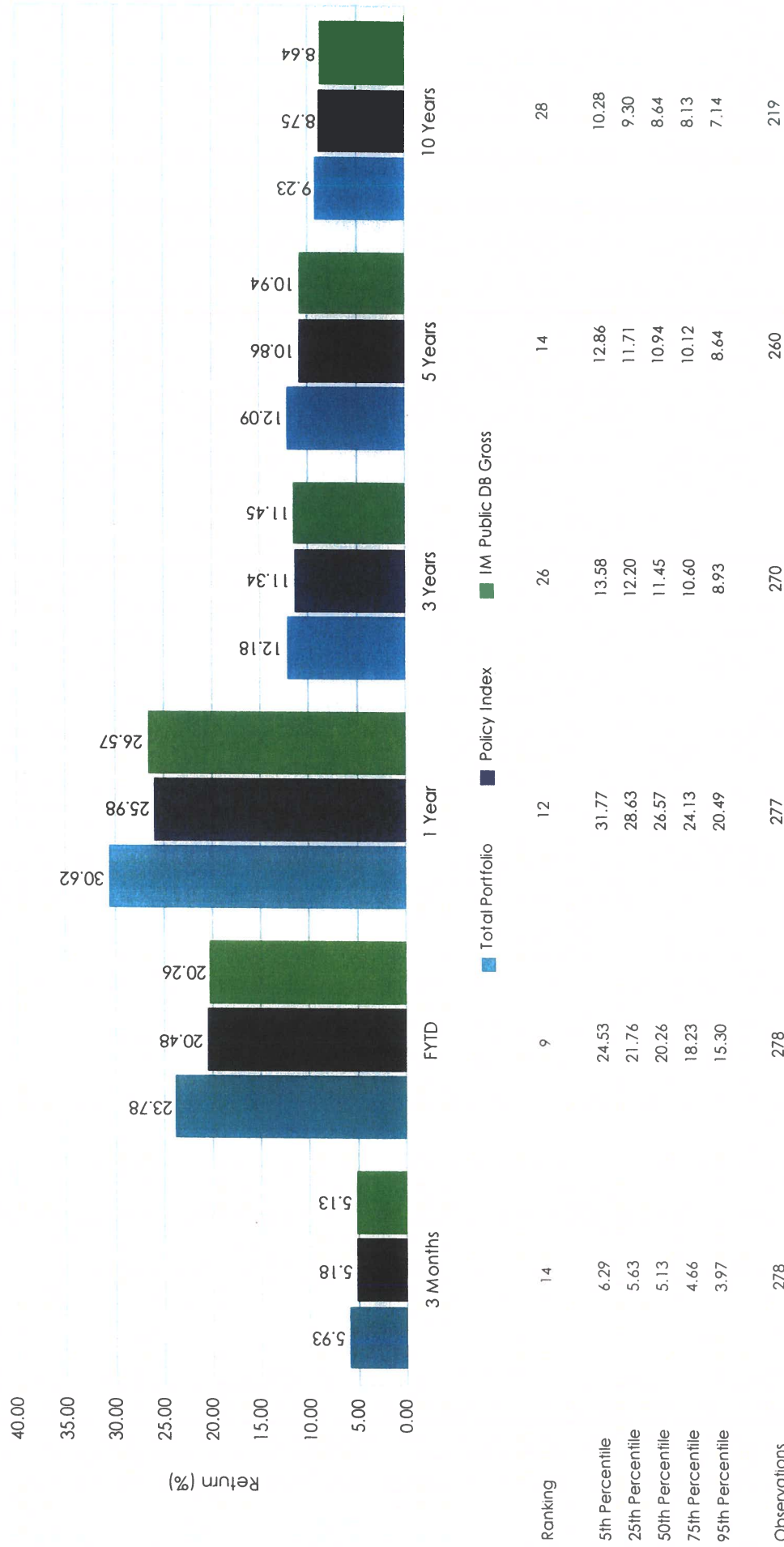


	Total Portfolio	Policy Index
Number of Months	120	120
Highest Monthly Return (%)	8.73	8.65
Lowest Monthly Return (%)	-10.04	-9.00
Number of Positive Months	82	84
Number of Negative Months	38	36
% of Positive Months	68.33	70.00

# City of Tampa General Employees' Retirement Fund

## Total Portfolio

For the Periods Ending June 30, 2021

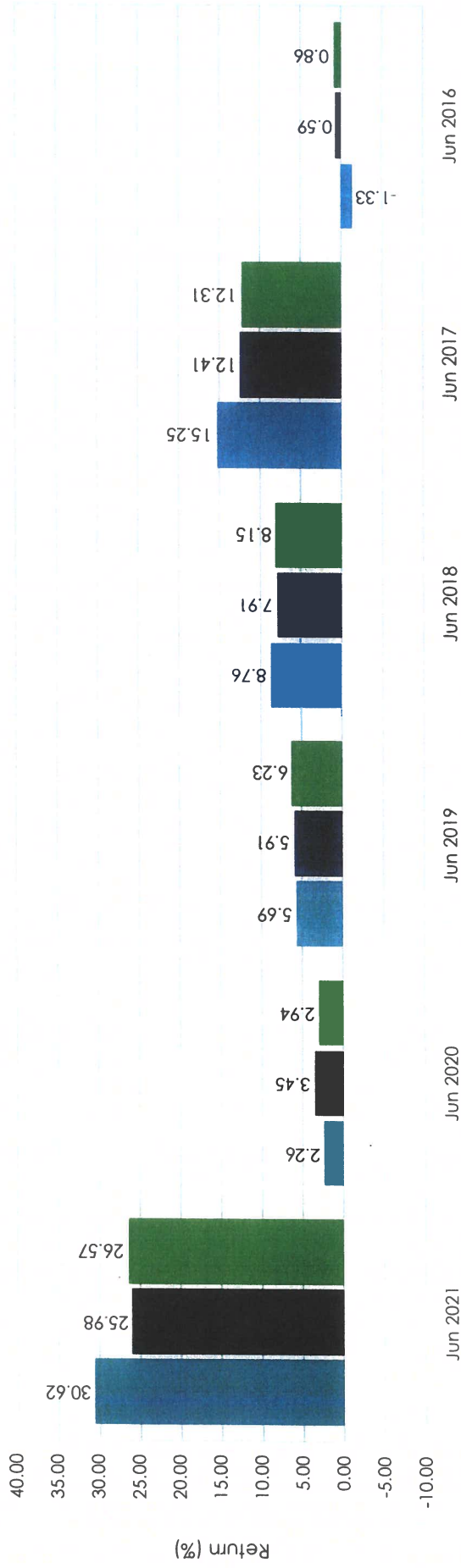


The rankings represent the portfolio's returns versus a peer universe. The rankings are on a scale of 1 to 100 with 1 being the best.

# City of Tampa General Employees' Retirement Fund

## Total Portfolio

For the One Year Periods Ending June



Ranking	12	63	66	33	6	87
5th Percentile	31.77	6.38	8.08	10.44	15.37	3.21
25th Percentile	28.63	4.27	7.07	8.99	13.33	1.78
50th Percentile	26.57	2.94	6.23	8.15	12.31	0.86
75th Percentile	24.13	1.52	5.22	7.19	10.89	-0.33
95th Percentile	20.49	-0.89	3.45	5.94	8.45	-2.27
Observations	277	378	349	245	326	301

The rankings represent the portfolio's returns versus a peer universe. The rankings are on a scale of 1 to 100 with 1 being the best.



City of Tampa General Employees' Retirement Fund

**Rates of Return Summary & Universe Rankings**

For the Periods Ending June 30, 2021

Market Value (\$000s)	Actual Allocation (%)	3 Months (%)	Rank	FYTD (%)	Rank	1 Year (%)	Rank	3 Years (%)	Rank	5 Years (%)	Rank	10 Years (%)
<b>870,258</b>	<b>100.00</b>	<b>5.93</b>	<b>14</b>	<b>23.78</b>	<b>9</b>	<b>30.62</b>	<b>12</b>	<b>12.18</b>	<b>26</b>	<b>12.09</b>	<b>14</b>	<b>9.23</b>
Policy Index <sup>1</sup>												
		5.18		20.48		25.98		11.34		10.86		8.75
IM Public DB Gross												
		5.13		20.26		26.57		11.45		10.94		8.64
<b>595,074</b>	<b>68.38</b>	<b>7.88</b>		<b>36.66</b>		<b>47.75</b>		<b>16.20</b>		<b>17.03</b>		<b>11.88</b>
Equity Composite Index <sup>2</sup>												
		6.52		33.15		42.75		14.28		15.14		11.09
<b>236,565</b>	<b>27.18</b>	<b>9.87</b>		<b>36.49</b>		<b>47.41</b>		<b>20.20</b>		<b>20.94</b>		<b>16.17</b>
Russell 1000												
<b>120,202</b>	<b>13.81</b>	<b>10.62</b>	<b>60</b>	<b>24.19</b>	<b>74</b>	<b>37.64</b>	<b>77</b>	--	--	--	--	--
Loomis Sayles Large Cap Growth (08/18)												
		11.93		25.86		42.50		25.14		23.66		17.87
Russell 1000 Growth												
		11.12		26.34		40.77		24.10		22.67		17.03
eA US Large Cap Growth Equity												
<b>116,363</b>	<b>13.37</b>	<b>9.05</b>	<b>4</b>	<b>51.51</b>	<b>8</b>	<b>58.29</b>	<b>9</b>	<b>15.85</b>	<b>24</b>	<b>17.54</b>	<b>8</b>	<b>14.16</b>
Dodge & Cox Incorporated (04/02)												
		5.21		36.07		43.68		12.42		11.87		11.61
Russell 1000 Value												
		5.75		36.69		44.34		13.17		13.28		12.30
eA US Large Cap Value Equity												
<b>108,503</b>	<b>12.47</b>	<b>5.09</b>		<b>52.13</b>		<b>61.13</b>		<b>15.47</b>		<b>17.56</b>		<b>13.35</b>
US Small Cap Equity (01/99)												
		4.29		54.41		62.03		13.52		16.47		12.34
Russell 2000												
<b>55,301</b>	<b>6.35</b>	<b>4.03</b>	<b>68</b>	<b>53.07</b>	<b>49</b>	<b>65.22</b>	<b>34</b>	<b>18.87</b>	<b>11</b>	<b>20.22</b>	<b>12</b>	<b>15.96</b>
WTC Small Cap 2000 (01/99)												
		4.29		54.41		62.03		13.52		16.47		12.34
Russell 2000												
		4.71		52.88		60.30		13.87		16.15		13.20
eA US Small Cap Core Equity												
<b>25,635</b>	<b>2.95</b>	<b>5.05</b>	<b>37</b>	<b>58.82</b>	<b>63</b>	<b>62.47</b>	<b>65</b>	<b>10.36</b>	<b>57</b>	<b>12.44</b>	<b>71</b>	--
LMCG Small Cap Value (07/16)												
		4.56		68.96		73.28		10.27		13.62		10.85
Russell 2000 Value												
		4.20		62.76		66.99		10.81		13.75		11.74
eA US Small Cap Value Equity												
<b>27,567</b>	<b>3.17</b>	<b>7.32</b>	<b>23</b>	<b>44.69</b>	<b>40</b>	<b>52.40</b>	<b>63</b>	<b>14.05</b>	<b>92</b>	<b>17.42</b>	<b>91</b>	<b>13.98</b>
ClariVest Asset Management (07/07)												
		3.92		41.25		51.36		15.94		18.76		13.52
Russell 2000 Growth												
		5.45		42.42		55.13		21.96		22.91		15.96
eA US Small Cap Growth Equity												
<b>250,006</b>	<b>28.73</b>	<b>7.26</b>		<b>31.28</b>		<b>43.22</b>		<b>12.58</b>		<b>12.90</b>		<b>6.68</b>
Non-US Equity (03/03)												
		5.33		27.27		34.74		9.43		11.38		6.33
Non-US Equity Index <sup>3</sup>												

FYTD: Fiscal year ending September.

City of Tampa General Employees' Retirement Fund

**Rates of Return Summary & Universe Rankings**

For the Periods Ending June 30, 2021

	Market Value (\$000s)	Actual Allocation (%)	3 Months (%)	Rank	FYTD (%)	Rank	1 Year (%)	Rank	3 Years (%)	Rank	5 Years (%)	Rank	10 Years (%)
<b>International Developed Market</b>	<b>198,253</b>	<b>22.78</b>											
WCM Focused Growth International (07/20)	102,063	11.73	11.02	2	30.84	29	42.55	25	--	--	--	--	--
MSCI ACWI ex US			5.64		28.14		36.29		9.88		11.59		5.93
MSCI ACWI ex US Growth			6.73		21.63		34.06		13.60		13.75		7.65
eA ACWI ex-US Large Cap Equity			5.53		27.00		38.39		11.89		12.93		7.45
Fisher Investments (07/03) <sup>4</sup>	130	0.01											
Marathon-London International Fund (08/15)	96,060	11.04	4.50	80	29.49	29	39.76	23	9.34	60	11.13	53	--
MSCI EAFE NetDiv			5.17		26.29		32.35		8.27		10.28		5.89
MSCI EAFE Value			3.25		32.50		34.22		4.37		8.43		4.45
eA EAFE All Cap Core Equity			5.85		26.77		34.93		9.58		11.23		7.49
<b>Emerging Markets Equity</b>	<b>51,753</b>	<b>5.95</b>											
Aberdeen Asset Management (06/08)	51,753	5.95	5.41	49	35.68	31	51.48	22	17.23	13	13.62	50	6.77
MSCI Emerging Markets			5.12		28.86		41.36		11.67		13.43		4.65
eA Global Emerging Mkts Equity			5.34		31.35		44.21		11.96		13.53		5.59
Private Equity	0	0.00											
<b>Fixed Income (10/84)</b>	<b>203,809</b>	<b>23.42</b>	<b>1.47</b>		<b>1.73</b>		<b>3.66</b>		<b>5.56</b>		<b>3.67</b>		<b>3.75</b>
BloomBar US Aggregate			1.83		-0.95		-0.33		5.34		3.03		3.39
<b>Core Bonds</b>	<b>72,443</b>	<b>8.32</b>											
Taplin, Canida & Habacht (03/97)	72,443	8.32	2.22	34	-0.71	77	0.07	79	5.51	87	3.59	61	3.90
BloomBar US Aggregate			1.83		-0.95		-0.33		5.34		3.03		3.39
eA US Core Fixed Income			2.07		-0.04		1.07		6.07		3.68		3.99
<b>Multi Sector Fixed Income</b>	<b>66,401</b>	<b>7.63</b>											
Manulife Strategic Fixed Income (10/20)	66,401	7.63	1.65	34	4.44	56	--	--	--	--	--	--	--
BloomBar Multiverse			1.45		0.46		3.19		4.34		2.57		2.23
eA Global Unconstrained Fixed Income			1.29		5.01		8.16		4.77		4.51		3.18

FYTD: Fiscal year ending September.

City of Tampa General Employees' Retirement Fund

**Rates of Return Summary & Universe Rankings**

For the Periods Ending June 30, 2021

Market Value (\$000s)	Actual Allocation (%)	3 Months (%)	Rank	FYTD (%)	Rank	1 Year (%)	Rank	3 Years (%)	Rank	5 Years (%)	Rank	10 Years (%)
<b>Absolute Return</b>	<b>7.46</b>											
<b>JP Morgan Strategic Income Opportunities (10/20)</b>	<b>7.47</b>	<b>0.47</b>	<b>73</b>	<b>1.86</b>	<b>88</b>	--	--	--	--	--	--	--
US T-Bills 90 Day + 3%		0.74		2.30		3.10		4.38		4.21		3.65
BloomBar US Aggregate		1.83		-0.95		-0.33		5.34		3.03		3.39
eA Global Unconstrained Fixed Income		1.29		5.01		8.16		4.77		4.51		3.18
<b>Real Assets (07/02)</b>	<b>7.98</b>	<b>3.44</b>		<b>4.68</b>		<b>4.99</b>		<b>2.55</b>		<b>3.91</b>		<b>6.75</b>
Real Assets Composite Index <sup>5</sup>		3.72		6.84		7.13		4.61		5.08		7.75
<b>Core Real Estate</b>	<b>5.03</b>											
<b>UBS Global Asset Management (09/00)</b>	<b>5.03</b>	<b>2.87</b>		<b>2.20</b>		<b>2.01</b>		<b>0.32</b>		<b>2.80</b>		<b>6.80</b>
NFI ODCE Net		3.72		6.84		7.13		4.61		5.63		8.60
<b>Opportunistic Real Estate</b>	<b>2.95</b>											
<b>Blackstone Property Partners (07/17)</b>	<b>2.95</b>	<b>4.42</b>		<b>9.18</b>		<b>10.48</b>		<b>6.85</b>		--		--
NFI ODCE Net		3.72		6.84		7.13		4.61		5.63		8.60
<b>Cash and Equivalents (06/93)</b>	<b>0.22</b>	<b>0.01</b>		<b>0.08</b>		<b>0.13</b>		<b>1.30</b>		<b>1.18</b>		<b>0.70</b>
US T-Bills 90 Day		0.00		0.06		0.09		1.34		1.17		0.63

**Notes:**

- 1 Policy Index: Effective February 2021, the index consists of 21.0% Russell 1000, 11.0% Russell 2000, 17.0% MSCI EAFE, 10.0% MSCI ACWI, 6.0% MSCI Emerging Markets, 20.0% Bloomberg US Aggregate, 15.0% NFI ODCE Net.
- 2 Equity Composite Index: Effective May 2014, the index consists of 33.0% MSCI EAFE, 42.0% Russell 1000, 8.0% MSCI Emerging Markets, 17.0% Russell 2000.
- 3 Non-US Equity Index: Effective June 2014, the index consists of 80.0% MSCI EAFE, 20.0% MSCI Emerging Markets.
- 4 Fisher balance is residual cash from transition to WCM Focused Growth International.
- 5 Real Assets Composite Index: Effective July 2017, the index consists of 100% NFI ODCE Net.

City of Tampa General Employees' Retirement Fund  
Rebalance Recommendations

Unaudited Market Values as of August 10, 2021

	Aug 10, 2021 Market Value (\$)	Actual Allocation (%)	Target Allocation (%)	Range Min-Max	Over/Under Target (%)	Target Market Value (\$)	Over/Under Target (\$)	Proposed Adjustments (\$)	Adjusted Market Value (\$)	Adjusted Asset Allocation (%)
<b>Total Portfolio</b>	869,606,798	100.00	100.00		0.00	869,606,798	0	-4,500,000	865,106,798	100.00
<b>Equity</b>	595,107,846	68.43	65.00	55 - 75	3.43	565,244,419	29,863,428	-19,500,000	575,607,846	66.54
<b>US Large Cap Equity</b>	237,464,131	27.31	21.00	15 - 30	6.31	182,617,428	54,846,704	-4,500,000	232,964,131	26.93
Loomis Sayles Large Cap Growth	119,315,236	13.72	10.50		3.22	91,308,714	28,006,522	-2,500,000	116,815,236	13.50
Dodge & Cox Incorporated	118,148,895	13.59	10.50		3.09	91,308,714	26,840,182	-2,000,000	116,148,895	13.43
<b>US Small Cap Equity</b>	107,099,275	12.32	11.00	5 - 15	1.32	95,656,748	11,442,528	0	107,099,275	12.38
LMCG Small Cap Value	25,739,079	2.96	2.50		0.46	21,740,170	3,998,909		25,739,079	2.98
WTC Small Cap 2000	54,048,478	6.22	6.00		0.22	52,176,408	1,872,070		54,048,478	6.25
ClairVest Asset Management	27,311,719	3.14	2.50		0.64	21,740,170	5,571,549		27,311,719	3.16
<b>Int'l Developed Markets Equity</b>	201,407,947	23.16	17.00	10 - 25	6.16	147,833,156	53,574,792	-15,000,000	186,407,947	21.55
Fisher Investments	129,513	0.01	0.00		0.01	0	129,513		129,513	0.01
Marathon-London International Fund	96,471,248	11.09	8.50		2.59	73,916,578	22,554,670	-4,000,000	92,471,248	10.69
WCM Focused Growth International	104,807,167	12.05	8.50		3.55	73,916,578	30,890,589	-11,000,000	93,807,167	10.84
<b>Emerging Markets Equity</b>	49,136,492	5.65	6.00	0 - 10	-0.35	52,176,408	-3,039,916	0	49,136,492	5.68
Aberdeen Asset Management	49,136,492	5.65	6.00		-0.35	52,176,408	-3,039,916		49,136,492	5.68
<b>Private Equity</b>	0	0.00	10.00	0 - 15	-10.00	86,960,680	-86,960,680	0	0	0.00
<b>Fixed Income</b>	204,392,184	23.50	20.00	15 - 30	3.50	173,921,360	30,470,824	0	204,392,184	23.63
<b>Core Bonds</b>	72,734,885	8.36	7.00	5 - 15	1.36	60,872,476	11,862,410	0	72,734,885	8.41
Taplin, Canada & Habacht	72,734,885	8.36	7.00		1.36	60,872,476	11,862,410		72,734,885	8.41
<b>Multi-Sector Fixed Income</b>	66,640,588	7.66	6.50	0 - 12.5	1.16	56,524,442	10,116,146	0	66,640,588	7.70
Manulife Strategic Fixed Income	66,640,588	7.66	6.50		1.16	56,524,442	10,116,146		66,640,588	7.70
<b>Absolute Return</b>	65,016,711	7.48	6.50	0 - 12.5	0.98	56,524,442	8,492,269	0	65,016,711	7.52
J.P. Morgan Strategic Income Opportunities	65,016,711	7.48	6.50		0.98	56,524,442	8,492,269		65,016,711	7.52
<b>Real Assets</b>	69,459,573	7.99	15.00	5 - 20	-7.01	130,441,020	-60,981,447	15,000,000	84,459,573	9.76
<b>Core Real Estate</b>	43,799,224	5.04	10.00	5 - 15	-4.96	86,960,680	-43,161,456	0	43,799,224	5.06
URS Global Asset Management	43,799,224	5.04	10.00		-4.96	86,960,680	-43,161,456		43,799,224	5.06
<b>Opportunistic Real Estate</b>	25,660,348	2.95	5.00	0 - 10	-2.05	43,480,340	-17,819,991	15,000,000	40,660,348	4.70
Blackstone Property Partners	25,660,348	2.95	5.00		-2.05	43,480,340	-17,819,991	15,000,000	40,660,348	4.70
<b>Cash and Equivalents</b>	647,195	0.07	0.00		0.07	0	647,195	0	647,195	0.07
Cash & Equivalents	43,246	0.00	0.00		0.00	0	43,246		43,246	0.00
Cash & Equivalents	1,659	0.00	0.00		0.00	0	1,659		1,659	0.00
Cash Account	602,290	0.07	0.00		0.07	0	602,290		602,290	0.07

1 Market Value as of 7/31/2021

2 Market Value as of 6/30/2021

**City of Tampa**  
**General Employees' Retirement Fund**  
**Retirement Benefits & Estate Payments**  
**Consent Agenda**  
**July 20, 2021**

**DEFERRED TO LONGEVITY RETIREMENT**

<u>Employee Number</u>	<u>Employee Name</u>	<u>Date of Birth</u>	<u>Membership Date</u>	<u>Separation Date</u>	<u>Division</u>	<u>Creditable Service</u>		<u>Department</u>
						<u>Yrs</u>	<u>Mos</u>	
22743-00	Moore, Keith	7/14/1959	4/25/1983	8/18/2011	B	28	4	Solid Waste
29909-00	Owen, Elizabeth	7/11/1959	2/21/1983	6/14/1997	B	14	4	Parks & Recreation
20830-00	Thompson, Benjamin	6/30/1959	10/21/1996	4/14/2005	B	8	6	Parks & Recreation

**LONGEVITY RETIREMENT**

<u>Employee Number</u>	<u>Employee Name</u>	<u>Date of Birth</u>	<u>Membership Date</u>	<u>Separation Date</u>	<u>Division</u>	<u>Creditable Service</u>		<u>Department</u>
						<u>Yrs</u>	<u>Mos</u>	
42459-00	Crew, James	5/21/1960	1/9/1995	5/29/2021	B	26	4	Clerk
24696-00	Lorick, David	5/7/1956	2/12/2007	6/25/2021	B	14	4	T&I Administration
48843-00	Schrenker, Jerome	1/30/1953	11/13/2006	1/30/2015	B	8	2	Development & Growth Mgmt
52026-00	Strickland, Emmett	11/6/1953	9/15/2014	6/1/2021	B	6	8	Wastewater
51590-00	Williams, Terrie	11/3/1952	7/1/2013	6/5/2021	B	7	11	Revenue & Finance

**DROP APPLICATION**

<u>Employee Number</u>	<u>Employee Name</u>	<u>Date of Birth</u>	<u>Membership Date</u>	<u>DROP Entry Date</u>	<u>Division</u>	<u>Creditable Service</u>		<u>Department</u>
						<u>Yrs</u>	<u>Mos</u>	
45087-00	Buchanan, Debra	12/18/1955	6/18/2000	6/13/2021	B	21	0	Wastewater
31477-00	McBride-Smith, Regina	3/8/1960	10/22/1984	5/30/2021	B	36	7	Parks & Recreation
46320-00	Riddick, John	10/17/1956	4/7/2003	6/28/2021	B	18	1	Water

**DROP EXITS**

<u>Employee Number</u>	<u>Employee Name</u>	<u>Date of Birth</u>	<u>Membership Date</u>	<u>DROP Entry Date</u>	<u>DROP Exit Date</u>	<u>Division</u>	<u>Creditable Service</u>		<u>Department</u>
							<u>Yrs</u>	<u>Mos</u>	
34009-00	Highnote-Burt, R. Ellen	3/31/1951	12/8/1986	9/9/2017	6/30/2021	B	30	9	Revenue & Finance
22394-00	Kipi-Locklear, Karla	1/25/1959	12/21/1981	3/21/2020	6/30/2021	B	38	3	Human Resources
47857-00	Livornese, Luigi	9/1/1947	3/28/2005	8/2/2014	6/18/2021	B	9	5	Mobility
26430-00	Mason, James	1/15/1961	2/25/1980	2/13/2016	6/2/2021	A	30	0	Logistics & Assets Mgmt
28886-00	McHenry, Clarence	7/2/1956	3/1/1982	12/1/2018	6/4/2021	B	36	9	Water
21353-00	Rogers, Clarence	8/21/1956	9/28/1998	9/8/2018	6/18/2021	B	20	0	Trans Stormwater
47250-00	Washington, Reginald	1/11/1959	11/3/2003	5/1/2021	6/4/2021	B	17	6	Wastewater
28342-00	West, Brenda	2/21/1956	1/11/2000	2/24/2018	6/24/2021	B	18	1	Parks & Recreation

**SURVIVOR ALLOWANCES**

<u>Number</u>	<u>Beneficiary</u>	<u>Decedent</u>	<u>Death</u>	<u>Division</u>
05410-01	Ayala, Jean	Ayala, Reinaldo	5/27/2021	A
35620-01	Hastings, Caras	Hastings, Mary	6/1/2021	B
21347-01	Scott, Arthur	Cain-Scott, Joann	3/11/2021	A
02552-01	Solomon, Robin	Cannon, Curtis	2/18/2021	A

**ESTATE PAYMENTS**

<u>Number</u>	<u>Beneficiary</u>	<u>Decedent</u>	<u>Date of Death</u>	<u>Division</u>
05410-80	Ayala, Jean	Ayala, Reinaldo	5/27/2021	A
02267-80	Benson, Wanda	Singleton, Edward	12/5/2020	A
28421-80	Johnson, Robert H	Johnson, Robbert J	5/4/2021	A
35620-80	Hastings, Caras	Hastings, Mary	6/1/2021	B
00775-80	Patrick, Linda	Georgianni, Orlinda	5/20/2021	A
38279-81	Schaeffer, Colleen	Sherman, Valerie	5/8/2021	B
21347-80	Scott, Arthur	Cain-Scott, Joann	3/11/2021	A
02267-81	Singleton, Clifford	Singleton, Edward	12/5/2020	A
02552-80	Solomon, Robin	Cannon, Curtis	2/18/2021	A

**City of Tampa**  
**General Employees' Retirement Fund**  
**Retirement Benefits & Estate Payments**  
**Consent Agenda**  
**August 17, 2021**

**DEFERRED TO LONGEVITY RETIREMENT**

<u>Employee Number</u>	<u>Employee Name</u>	<u>Date of Birth</u>	<u>Membership Date</u>	<u>Separation Date</u>	<u>Division</u>	<u>Creditable Service</u>		<u>Department</u>
						<u>Yrs</u>	<u>Mos</u>	
29278-00	Sell, James	3/29/1959	8/23/1982	2/5/2009	B	25	3	Water

**LONGEVITY RETIREMENT**

<u>Employee Number</u>	<u>Employee Name</u>	<u>Date of Birth</u>	<u>Membership Date</u>	<u>Separation Date</u>	<u>Division</u>	<u>Creditable Service</u>		<u>Department</u>
						<u>Yrs</u>	<u>Mos</u>	
51392-00	Kamensky, Susan	12/9/1958	4/8/2013	7/9/2021	B	8	3	Revenue & Finance

**DROP APPLICATION**

<u>Employee Number</u>	<u>Employee Name</u>	<u>Date of Birth</u>	<u>Membership Date</u>	<u>DROP Entry Date</u>	<u>Division</u>	<u>Creditable Service</u>		<u>Department</u>
						<u>Yrs</u>	<u>Mos</u>	
42556-00	Gordy, John	3/21/1963	4/17/1995	7/11/2021	B	26	3	Water
17556-00	Kranjec, Angela	7/7/1963	8/2/1999	7/25/2021	B	22	0	Parks & Recreation
44962-00	Roberts, Jeffrey	6/9/1960	3/29/1999	7/11/2021	B	22	3	Water
56649-00	Thuemler, Henry	7/12/1959	3/15/1982	7/25/2021	B	39	4	Mobility-Transportation

**DROP EXITS**

<u>Employee Number</u>	<u>Employee Name</u>	<u>Date of Birth</u>	<u>Membership Date</u>	<u>DROP Entry Date</u>	<u>DROP Exit Date</u>	<u>Division</u>	<u>Creditable Service</u>		<u>Department</u>
							<u>Yrs</u>	<u>Mos</u>	
20779-00	Farmer, Phyllis	9/8/1956	10/8/1984	10/9/2016	7/2/2021	B	32	0	Mobility-Operations
31328-00	Le, Uyen	7/30/1956	6/25/1984	7/29/2018	7/31/2021	B	34	1	Revenue & Finance

**SURVIVOR ALLOWANCES**

<u>Number</u>	<u>Beneficiary</u>	<u>Decedent</u>	<u>Death</u>	<u>Division</u>
34514-01	Harris, Brenda	Harris, Jesse	7/6/2021	B
51776-01	Isaac, Charles	Isaac, Sanatera	3/22/2021	B

**ESTATE PAYMENTS**

<u>Number</u>	<u>Beneficiary</u>	<u>Decedent</u>	<u>Date of Death</u>	<u>Division</u>
02187-80	Bell, Nellie	Lovett, Lillie Mae	1/7/2020	A
23530-82	Chester, William	Chester, Annie	7/2/2021	A
21236-80	Everett, Sandra	Everett, Willis	6/16/2021	B
24555-80	Gonzalez, Gladys	Iglesias, Tomas	6/27/2021	A
34514-80	Harris, Brenda	Harris, Jesse	7/6/2021	B
26276-80	Hindman, Kathryn	Hoyt, Patricia	6/19/2021	A
29018-80	Notte, Barbara	Yocum, Barry	6/8/2021	B
26276-81	O'Connell, Nancy	Hoyt, Patricia	6/19/2021	A
29207-80	Rose, Julia	Wirtz, Maria	6/22/2021	B

**DEATH BENEFIT PAYMENT**

<u>Number</u>	<u>Beneficiary</u>	<u>Decedent</u>	<u>Date of Death</u>	<u>Division</u>
33935-91	De La Rosa, Marjorie	Seiler Jr, George	3/25/2020	B
51776-90	Isaac, Charles	Isaac, Sanatera	3/22/2021	B

**CITY OF TAMPA  
General Employees' Retirement Fund Reimbursement  
For the Period July 2021**

<u>Account #</u>	<u>Account Descriptions</u>	<u>Budget</u>	<u>Actual</u>
512000	Regular Salaries and Wages	294,706.00	189,689.96
512002	Terminal Leave	0.00	4,009.95
512003	Longevity Awards	2,250.00	41.67
512005	Holiday Pay	0.00	9,411.84
512006	Floating Holiday	0.00	1,181.44
514000	Overtime	0.00	0.00
516000	Compensated Annual Leave	0.00	4,641.51
517000	Compensated Sick Leave	0.00	1,759.94
521000	FICA Taxes	18,272.00	12,347.13
521001	1.45% Medicare Match	4,273.00	2,887.64
522000	Retirement Contributions	35,659.00	28,657.19
523000	Life Insurance	619.00	297.51
523001	Accidental D&D Insurance	147.00	49.51
523002	Employee Health Insurance	72,024.00	24,252.63
523003	Long-Term Disability Insurance	280.00	153.06
525000	Unemployment Compensation	265.00	61.59
531001	Employee Training Cost - Professional Services	2,000.00	1,876.00
534000	Other Services	250.00	1,634.63
534008	Temp Personnel-Contractual Services	4,000.00	0.00
540000	Travel and Per Diem	15,000.00	0.00
541000	Comm Svcs - Fiber Optics and VoIP	400.00	382.87
541003	Postage-Outside-Transportation	7,000.00	6,903.98
541004	Postage-Indirect Costs-Transportation	2,664.00	2,220.00
547000	Printing and Binding	1,500.00	0.00
549002	Licenses, Fees & Fines	250.00	0.00
551000	Office Supplies	2,000.00	2,919.83
552004	Other - Supplies & Materials	200.00	0.00
552007	Computers - Bulk Purchases Hardware/Software	3,200.00	0.00
554001	Dues & Subscriptions	1,800.00	620.00
534009	Computers-Contractual Services	35,000.00	0.00

<b>Total</b>	<b>\$</b>	<b>503,759.00</b>	<b>\$</b>	<b>295,999.88</b>
--------------	-----------	-------------------	-----------	-------------------

**Reimbursement for Oct 2020 - July 2021 FY2021**

<b>\$</b>	<b>(273,994.78)</b>
-----------	---------------------

**Balance Due For July 2021**

<b>\$</b>	<b>22,005.10</b>
-----------	------------------

**Gregory Schwaid, DO, MPH, FAOCOPM**  
**Preventive and occupational medicine specialist**

3012 W. Bay Vista Ave  
Tampa, FL 33611  
Gschwaid@hotmail.com

---

Invoice

---

Invoice #003

Submitted: 07/11/2021

Bill to: GE Retirement Fund, City of Tampa

Payable to: Gregory Schwaid  
3012 W. Bay Vista Ave.  
Tampa, FL 33611

Description of services:

Mason Exam \$950

-----

**Total: \$950**

Thank you for your attention to this matter.



Gregory Schwaid, DO, MPH, FAOCOPM



# SHUMAKER

Bank of America Plaza 813.229.7600  
101 East Kennedy Boulevard 813.229.1660 fax  
Suite 2800  
Tampa, Florida 33602

www.shumaker.com

Dana Blydenburgh  
GE Pension Plan Supervisor  
City of Tampa  
306 E Jackson Street, 7E  
Tampa, FL 33602

Invoice Date: July 19, 2021  
Invoice Number: 000850256  
Matter Number: 133650  
Billing Attorney: Christaldi, Ronald A.  
Federal Tax ID: 34-4439491

**Client:** T31652 - City of Tampa  
**Matter:** Pension Matters

*For Professional Services Rendered Through July 6, 2021*

Current Fees	70.00	
Total Due For This Bill		<u>70.00</u>

**\*\*PLEASE REMIT THIS PORTION WITH YOUR PAYMENT\*\***  
PAYMENT DUE WITHIN 30 DAYS.

**Client Number:**T31652  
**Matter Number:**133650  
**Invoice Number:**000850256

**Please Remit to:**  
SHUMAKER, LOOP & KENDRICK, LLP  
P.O. BOX 714625  
CINCINNATI, OH 45271-4625

**Wire Instructions:**  
KeyBank  
127 Public Square Cleveland, OH 44114  
1-800-447-3817  
ABA Number: 041001039  
Swift Code: KeyBus33 (International)  
Account Number: 210-0276014  
**(Please Reference Invoice Number)**  
**Please send Remittance Information to**  
**receivables@shumaker.com**

City of Tampa  
Pension Matters

Invoice Date:  
Invoice Number:  
Matter Number:

July 19, 2021  
000850256  
T31652-133650

**FOR PROFESSIONAL SERVICES RENDERED**

<b>DATE</b>	<b>ATTY</b>	<b>DESCRIPTION OF SERVICES</b>	<b>HOURS</b>
06/30/21	JHC	Prepare platform draft for restating the Pension Plan.	0.40

**Total Fees For This Matter** **\$70.00**

**FEE BILLING RECAP**

James Culbreth	JHC	0.40 hrs	\$175.00/hr.	70.00
----------------	-----	----------	--------------	-------

**TOTAL FEES** **\$70.00**

**BILLING SUMMARY**

Total Fees	70.00
Total Due For This Bill	<u>70.00</u>

# Invoice

The Berwyn Group  
2 Summit Park Dr.  
Ste. 610  
Independence, OH 44131

Date	Invoice #
1/1/2021	2298

Bill To

**Dana Blyndenburgh**  
**City of Tampa**  
**306 E Jackson St**  
**Suite 7 E**  
**Tampa, FL 33602**

Corporate ID	Purchase Order	Terms	Due Date	Rep
		Net due in 30 days	1/31/2021	JP

Description	Quantity	Rate	Amount
N - Online Berwyn Death Audit System Sales Tax	1	1,200.00 0.00%	1,200.00 0.00
Thank you for being a customer. If you should have any quesitons, please contact us at (216)765-8818.			<b>Total</b> \$1,200.00

# DODGE & COX®

City of Tampa  
Account Number 3691

Invoice Number: 58073  
Invoice Date: July 13, 2021  
Billing Period: April 1, 2021 - June 30, 2021

## Management Fee: June 30, 2021

### Fee Schedule

(Adjusted by 90 / 360 days)

	Asset Tier (\$)	Annual Fee Rate (BP)	Quarterly Fee Rate (BP)	Dodge & Cox Funds	Portfolio Assets Applied to Asset Tier	Quarterly Fee
First	10,000,000	60	15.00	-	10,000,000	15,000.00
Next	15,000,000	40	10.00	-	15,000,000	15,000.00
Next	25,000,000	30	7.50	-	25,000,000	18,750.00
Next	50,000,000	25	6.25	-	50,000,000	31,250.00
Thereafter		20	5.00	-	19,743,321	9,871.66
<b>Total</b>					<b>\$119,743,321</b>	<b>\$89,871.66</b>

### Amount Due for Account 3691

Management Fee	89,871.66
<b>Total Amount Due</b>	<b><u>\$89,871.66</u></b>

### Contact Us

If you have questions regarding this invoice, please call your Client Service Associate at 415-981-1710, or email us at [fees@dodgeandcox.com](mailto:fees@dodgeandcox.com)

### Payment Instructions

#### Check

Please write your Dodge & Cox account number on the check and make it payable to Dodge & Cox. Mail to:  
Dodge & Cox  
Attention: Accounts Receivable  
555 California Street, 40th Floor  
San Francisco, CA 94104-1501

#### Wire or ACH

Please reference your four digit Dodge & Cox account number when sending Wire or ACH payments to:  
Dodge & Cox  
Account Number: 4050004290  
Routing/ABA Number: 121000248  
Wells Fargo Bank

# DODGE & COX®

City of Tampa  
Account Number 3691

Invoice Number: 58073  
Invoice Date: July 13, 2021  
Billing Period: April 1, 2021 - June 30, 2021

## Details Supporting Fee Calculation

### Portfolio Assets Adjusted for Cash Flows (Based on Custodian Bank Appraisal Value)

Account Number	Date	Portfolio Assets	Other Adjustments	Day-Weighted Cash Flows	Portfolio Assets Adjusted for Cash Flows
3691	06/30/2021	116,248,815	-	3,494,505	119,743,321
	Adjusted Value	\$116,248,815	-	\$3,494,505	\$119,743,321

**Total Portfolio Assets Adjusted for Cash Flows**

**\$119,743,321**

Michael Cascone  
 City of Tampa  
 306 E. Jackson St  
 7th Floor  
 Tampa, FL 33602  
 Michael.Cascone@tampagov.net, Rosie.Rivera@tampagov.net  
 cc: Dana.Blydenburgh@tampagov.net



**Account Name: City of Tampa**  
**Account Number: CZXF00028002**

**Statement of Fees** **Invoice 151086** **04/27/2021**

<b>Billing Period: 01/01/2021 - 03/31/2021</b>	
Current Charges for the Period :	\$ 53,417.09
<b>Total Amount Due:</b>	<b>\$ 53,417.09</b>

**Management fee**

Activity	Date	Assets
Market value	01/31/2021	24,547,189.93
Market value	02/28/2021	25,232,932.28
Market value	03/31/2021	25,687,224.71
<b>Total Basis:</b>		<b>\$ 25,155,782.31</b>

**Annual Fee Calculation in USD** (adjusted by: 90 / 360)

Fee Schedule Tiers	Annual (%)	Applied Assets	Periodic Fee
0.00      25,000,000.00	0.850000	25,000,000.00	53,125.00
25,000,000.00	0.750000	155,782.31	292.09
<b>Totals:</b>		<b>\$ 25,155,782.31</b>	<b>\$ 53,417.09</b>

<b>Billing Summary</b>	
Management fee	\$ 53,417.09
<b>Grand total:</b>	<b>\$ 53,417.09</b>

For questions regarding your bill, please contact Jeff Jacobson at 858-480-2428.

**Remittance Slip**

<b>Invoice Number:</b> 151086	<b>Billing Period:</b> 01/01/2021 - 03/31/2021
<b>Invoice Date:</b> 04/27/2021	<b>Account Number:</b> CZXF00028002

**Amount Due:** \$ 53,417.09      **Amount Enclosed:** \_\_\_\_\_

To Wire Funds:  
 Bank Name: BNY Mellon, N.A.  
 Bank Address: 240 Greenwich Street, New York, NY 10286  
 Bank ABA/Routing #: 0210-00018  
 Account #: 8901490989  
 Attn: Dept 13Z Financial Reporting-ClariVest RMB

Or Detach and Mail With Payment To:  
 ClariVest Asset Management LLC  
 Attn: Treasury / ClariVest RMB  
 P.O. Box 23625  
 St. Petersburg, FL 33742-3625

Reference: Invoice 151086

Michael Cascone  
 City of Tampa  
 306 E. Jackson St  
 7th Floor  
 Tampa, FL 33602  
 Michael.Cascone@tampagov.net, Rosie.Rivera@tampagov.net  
 cc: Dana.Blydenburgh@tampagov.net



**Account Name: City of Tampa**  
**Account Number: CZXF00028002**

**Statement of Fees** **Invoice 153059** **07/22/2021**

<b>Billing Period: 04/01/2021 - 06/30/2021</b>	
Current Charges for the Period :	\$ 56,722.14
<b>Total Amount Due:</b>	<b>\$ 56,722.14</b>

**Management fee**

Activity	Date	Assets
Market value	04/30/2021	26,660,932.74
Market value	05/31/2021	26,527,438.87
Market value	06/30/2021	27,567,052.88
<b>Total Basis:</b>		<b>\$ 26,918,474.83</b>

Annual Fee Calculation in USD		(adjusted by: 90 / 360)		
Fee Schedule Tiers		Annual (%)	Applied Assets	Periodic Fee
0.00	25,000,000.00	0.850000	25,000,000.00	53,125.00
25,000,000.00		0.750000	1,918,474.83	3,597.14
<b>Totals:</b>			<b>\$ 26,918,474.83</b>	<b>\$ 56,722.14</b>

Billing Summary	
Management fee	\$ 56,722.14
<b>Grand total:</b>	<b>\$ 56,722.14</b>

For questions regarding your bill, please contact Jeff Jacobson at 858-480-2428.

**Remittance Slip**

<b>Invoice Number:</b> 153059	<b>Billing Period:</b> 04/01/2021 - 06/30/2021
<b>Invoice Date:</b> 07/22/2021	<b>Account Number:</b> CZXF00028002

**Amount Due:** \$ 56,722.14 **Amount Enclosed:** \_\_\_\_\_

To Wire Funds:  
 Bank Name: BNY Mellon, N.A.  
 Bank Address: 240 Greenwich Street, New York, NY 10286  
 Bank ABA/Routing #: 0210-00018  
 Account #: 8901490989  
 Attn: Dept 13Z Financial Reporting-ClariVest RMB

Or Detach and Mail With Payment To:  
 ClariVest Asset Management LLC  
 Attn: Treasury / ClariVest RMB  
 P.O. Box 23625  
 St. Petersburg, FL 33742-3625

Reference: Invoice 153059



**LOOMIS SAYLES**

**Invoice Number** 217570  
**Invoice Date** July 13, 2021  
**Customer Number** 33106

**Remittance Information on Back**

**Total Current Period Fee \$ 127,318.16**

**Mail to:**

Lee Huffstutler  
Lee.Huffstutler@tampagov.net  
Dana Blydenburgh  
dana.blydenburgh@tampagov.net  
Dana Neves  
dana.neves@tampagov.net

**REMIT TO:** Loomis, Sayles & Company, L.P.  
(Check) PO BOX 7247-6804  
Philadelphia, PA 19170-6804  
**ACH/WIRE:** Loomis, Sayles & Company, L.P.  
c/o Citibank, N.A.  
ABA# 021000089  
Account # 3050-2896

(Tear off and send in with your payment)

**Summary of fees for the period April 1, 2021 through June 30, 2021**

**CT01165 Retirement Plan for City of Tampa Gen Employees Ret Fund**

Average Daily Value reported as of	06/30/2021	\$	115,167,932.73	
<b>Asset Basis</b>				<b>\$ 115,167,932.73</b>
<b>Total Asset Basis</b>				<b>\$ 115,167,932.73</b>

**Fee Calculation**

100,000,000.00 @ 45	bps 91 / 365	\$	112,191.78	
15,167,932.73 @ 40	bps 91 / 365	\$	15,126.38	
115,167,932.73		\$	127,318.16	\$ 127,318.16

**Total Current Period Fee \$ 127,318.16**

Prior Month's Balance	Remittance	240,147.02
Payments Received as of July 13, 2021		240,147.02
Current Charges		127,318.16
<b>Closing Balance</b>		<b>127,318.16</b>



# WELLINGTON MANAGEMENT®

Wellington Trust Company, NA

**Client Name:** City of Tampa GE Retirement Fund  
**Client ID:** 6E52  
**Date:** 10 Jul 2021  
**Invoice #:** 20210630-103079-A

Dana Blydenburgh  
GE  
Dana.Blydenburgh@tampagov.net

## Management Fee Summary for the Period Ending 30 Jun 2021

Current Period Fee	82,540.15
<b>Total Amount Due</b>	<b>82,540.15 USD</b>

### Distribution Notes:

cc: Dana.neves@tampagov.net; elizabeth.sanborn@acgnet.com

### Notes:

Check Remittance Instructions: Wellington Trust Company, NA ~ PO Box 412419 Boston MA 02241-2419

For questions regarding your invoice, please contact [financefees@wellington.com](mailto:financefees@wellington.com)

### Payment Instruction:

#### Wire remittance:

Citibank, New York  
Swift: CITIUS33  
ABA: 021000089  
Account #: 30484907  
Account Name: Wellington Trust Company  
Reference: City of Tampa GE Retirement Fund, 6E52

# WELLINGTON MANAGEMENT®

Wellington Trust Company, NA

**Client Name:** City of Tampa GE Retirement Fund  
**Client ID:** 6E52  
**Date:** 10 Jul 2021  
**Invoice #:** 20210630-103079-A

## Management for the Period from 01 Apr 2021 to 30 Jun 2021:

	<u>Billable Assets</u>	<u>Basis Points</u>	<u>Billable Days</u>		<u>Period Fee</u>
USD	55,026,763.63	60.000	90/360	USD	82,540.15

**Management Fee, for Portfolio 6E5202** USD 82,540.15

## Billable Assets Calculation

**Pool:** 3X97 - WTC-CIF II Small Cap 2000

<b>Portfolio</b>	<b>Date</b>	<b>Market Value</b>	
6E5202 - City of Tampa GE CIF II SC2000	30 Apr 2021	55,426,729.16	
6E5202 - City of Tampa GE CIF II SC2000	31 May 2021	54,352,350.68	
6E5202 - City of Tampa GE CIF II SC2000	30 Jun 2021	55,301,211.05	
	<b>Billable Average:</b>	<u><u>55,026,763.63</u></u>	USD

Please reference your monthly statement for NAV and outstanding shares

**Total Management Fees Due for Account 6E52** USD 82,540.15

**CITY OF TAMPA  
General Employees' Retirement Fund Reimbursement  
For the Period June 2021**

<u>Account #</u>	<u>Account Descriptions</u>	<u>Budget</u>	<u>Actual</u>
512000	Regular Salaries and Wages	294,706.00	181,247.93
512002	Terminal Leave	0.00	0.00
512003	Longevity Awards	2,250.00	41.67
512005	Holiday Pay	0.00	8,764.40
512006	Floating Holiday	0.00	534.00
514000	Overtime	0.00	0.00
516000	Compensated Annual Leave	0.00	3,805.83
517000	Compensated Sick Leave	0.00	1,766.21
521000	FICA Taxes	18,272.00	11,787.24
521001	1.45% Medicare Match	4,273.00	2,756.69
522000	Retirement Contributions	35,659.00	24,380.69
523000	Life Insurance	619.00	282.73
523001	Accidental D&D Insurance	147.00	47.05
523002	Employee Health Insurance	72,024.00	23,116.46
523003	Long-Term Disability Insurance	280.00	142.36
525000	Unemployment Compensation	265.00	61.59
531001	Employee Training Cost - Professional Services	2,000.00	1,876.00
534000	Other Services	250.00	1,333.63
534008	Temp Personnel-Contractual Services	4,000.00	0.00
540000	Travel and Per Diem	15,000.00	0.00
541000	Comm Svcs - Fiber Optics and VoIP	400.00	301.34
541003	Postage-Outside-Transportation	7,000.00	6,903.98
541004	Postage-Indirect Costs-Transportation	2,664.00	1,998.00
547000	Printing and Binding	1,500.00	0.00
549002	Licenses, Fees & Fines	250.00	0.00
551000	Office Supplies	2,000.00	2,846.98
552004	Other - Supplies & Materials	200.00	0.00
552007	Computers - Bulk Purchases Hardware/Software	3,200.00	0.00
554001	Dues & Subscriptions	1,800.00	0.00
534009	Computers-Contractual Services	35,000.00	0.00

**Total \$ 503,759.00 \$ 273,994.78**

**Reimbursement for Oct 2020 - June 2021 FY2021 \$ (227,427.02)**

**Balance Due For June 2021 \$ 46,567.76**



**INVOICE**

Dana Blydenburgh (Tampa GE Pension Retirement Fund)  
306 E JACKSON ST  
TAMPA, FL 33602  
United States

**Invoice Date:** 07/09/2021  
**Invoice Number:** INV\_4827

**Reference:** Online Payment:  
CPPT Recertification

**Florida Public Pension Trustees Association**  
2946 WELLINGTON CIR  
TALLAHASSEE, FL 32309  
United States  
mj@fppta.org  
8506688552

Description	Quantity	Unit Price	Sales Tax	Amount USD
CPPT Recertification for: Steve Kenny, Rosie Rivera	2	\$31.00	-	\$62.00
			Sub Total	\$62.00
			TOTAL Sales Tax	\$0.00
			<b>TOTAL USD</b>	<b>\$62.00</b>
			Amount Paid	(\$0.00)
			<b>AMOUNT DUE:</b>	<b>\$62.00</b>

**DUE DATE:** July 19, 2021

-X-----

**PAYMENT ADVICE**

**To:**  
Florida Public Pension Trustees Association  
2946 WELLINGTON CIR  
TALLAHASSEE, FL 32309  
United States  
mj@fppta.org  
8506688552

**Customer:** Dana Blydenburgh  
**Invoice Number:** INV\_4827

**Amount Due:** **\$62.00**  
**Due Date:** July 19, 2021



City of Tampa General Employees Retirement Fund  
TAMPA MUNICIPAL OFFICE BUILDING, 7ND FLOOR, 306 E. JACKSON STREET  
TAMPA, FL 33602, United States

Attention: Dana Blydenburgh

Invoice: 6013  
Invoice Date: Jul 16, 2021

**Fees for the Quarter Ending: June 30, 2021**

**City of Tampa General Employees Retirement Fund**

John Hancock Strategic Fixed Income Trust – CIT Instl Class A

From	To	Rate %
-	25,000,000	0.3500
25,000,000	100,000,000	0.3000
Thereafter		0.2500

Mandate Assets: USD 66,315,617

Fee Type: Investment Management Fees

Mandate Fees: USD 52,716.89

Sub Total: USD 52,716.89

Total Fees: USD 52,716.89

**Method of Payment:** Units will be redeemed to cover management fees

**FOR QUESTIONS OR CONCERNS PLEASE CONTACT:**  
Irene R. Robinson, Manager, Accounting & Control  
TEL: 416-852-7667 EMAIL: mim-billing@manulife.com



**Support for Invoice: 6013**

John Hancock Strategic Fixed Income  
Trust – CIT Instl Class A

<b>Date</b>	<b>Mandate Assets</b>
Apr 30, 2021	66,093,082
May 31, 2021	66,452,562
Jun 30, 2021	66,401,208
<b>Average Value USD</b>	<b>66,315,617</b>



UBS Realty Investors LLC  
10 State House Square, 15th Floor  
Hartford, CT 06103-3604  
Tel. +1-860-616 9100  
www.ubs.com/realstate

# Trumbull Property Fund Statement of Account

For the period April 1, 2021 to June 30, 2021

## City of Tampa, FL General Employees Retirement Fund TPF-000712

Beginning balance		\$42,641,748.37
Investment results:		
Net investment income		410,968.77
Change in unrealized gain (loss)		840,852.19
Net realized gain (loss)		(27,912.68)
Total investment results		<u>1,223,908.28</u>
Advisory fees:		
Base fee deducted		(88,576.73)
Fee discount		22,144.18
Total advisory fees ✕		<u>(66,432.55) ←</u>
Transactions:		
Contributions		326,944.24
Net distributions		(326,944.24)
Total transactions		<u>0.00</u>
Ending balance		\$43,799,224.10
Unit value before distribution payable		\$10,054.28

### Additional Information

Quarterly returns		Distribution payable	\$396,420.99
Total Gross (before fees)	2.87%	Ending unit value	\$9,963.28
Total Net (after fees)	2.72%	Units held	4,356.2746
		Percentage interest in Fund	0.3001%

### Advisory Fee Liability

Ending balance	\$43,799,224.10
Base Advisory Fees payable for current quarter	<u>(68,421.32)</u>
Adjusted ending balance after Advisory Fee liability	<u>\$43,730,802.78</u>

#### Notes:

Gross return equals: (Total investment results) / (Beginning balance + Total advisory fees + Total transactions). Net return equals (Total investment results - Advisory fee payable or billed) / (Beginning balance + Total advisory fees + Total transactions). Past performance is not indicative of future results.

A distribution of \$91.00 per unit is payable to the unit holders of record as of the last day of the quarter. The distribution, net of advisory fees payable, was paid subsequent to quarter end and reinvested for unit holders participating in the distribution reinvestment program. Ending unit value equals: (Ending balance - Distribution payable) / (Units held).

The variable fee component of the Advisory Fee has been suspended until March 31, 2022.

000712 00094 000002



UBS Realty Investors LLC  
10 State House Square, 15th Floor  
Hartford, CT 06103-3604  
Tel. +1-860-616 9100  
www.ubs.com/realestate

# Trumbull Property Fund Transaction Detail

For the period April 1, 2021 to June 30, 2021

## City of Tampa, FL General Employees Retirement Fund

TPF-000712

Transaction activity	Date	Units	Unit price	
Contributions				
Reinvested distribution	04/16/2021	33.4527	\$9,773.33	\$326,944.24
Distributions				
Income distribution	04/16/2021			(326,944.24)
Advisory Fees				
Base fee deducted	04/16/2021			(88,576.73)
4-year loyalty discount	04/16/2021			22,144.18
<b>Total transaction activity</b>				<b>(\$66,432.55)</b>

### Notes:

Contributions and Redemptions are priced based on the Fund's ending unit value at the end of the previous quarter. Distributions are declared and allocated ratably to investors holding units in the Fund on the last day of the previous quarter. Advisory fees payable are withheld from distributions. For clients electing to reinvest distributions, additional units are purchased at the Fund's ending unit value at the end of the previous quarter. Units may differ due to rounding.

Each investor will receive the tax information necessary for completion of its US federal income tax return as soon as practicable after the end of each taxable year. Certain line items reported on this Statement of Account for the year will differ from those amounts reported for tax purposes.

For inquiries about your statement, please contact Client Services at 860-616 9100 or email [ubsrealty\\_clientservice@ubs.com](mailto:ubsrealty_clientservice@ubs.com). Fund level reports, account statements, account history and periodic updates are available in the client login section of our website: [www.ubs.com/realestate](http://www.ubs.com/realestate). The Trumbull Property Fund is advised by UBS Realty Investors LLC.

Please advise UBS Realty Investors LLC immediately of any inaccuracies or discrepancies on your statement. To further protect your rights, any oral communication regarding discrepancies should be re-confirmed in writing to: Client Services, UBS Realty Investors LLC, 10 State House Square, 15th Floor, Hartford, CT 06103. Please also advise us if any information changes with respect to, but not limited to, your company's contact information, bank information, or persons authorized to act on behalf of your investment.

000712 00094 000003





**FOSTER & FOSTER**  
ACTUARIES AND CONSULTANTS

**Invoice**

Date	Invoice #
8/12/2021	21031

Bill To
Tampa General Employees' Retirement Fund Tampa Municipal Office Building, 2 Floor 306 E. Jackson Street, 7E Tampa, FL 33602

Phone: (239) 433-5500  
Fax: (239) 481-0634  
Email: AP@foster-foster.com  
Website: www.foster-foster.com

**City of Tampa  
General Employees' Pension Plan**

Terms	Due Date
Net 30	9/11/2021

Description	Amount
Preparation of GASB 68 Statement with measurement date of 09/30/20	2,258.00

***Thank you for your business!***

Most preferred method of payment is an ACH deposit:

- Account Title: Foster & Foster, Inc.
- Account Number: 6100000360
- Routing Number: 063114661
- Bank Name: Cogent Bank

**Balance Due      \$2,258.00**

For payment via a mailed check, please remit to:

Foster & Foster, Inc.  
13420 Parker Commons Blvd, Suite 104  
Fort Myers, FL 33912

# Taplin, Canida & Habacht

BMO  Global Asset Management

Taplin, Canida & Habacht, LLC  
1001 Brickell Bay Drive  
Suite 2100  
Miami, FL 33131

Tel.: 305-379-2100  
bmgam.com/USFixedIncome

## INVOICE

July 16, 2021

Ms. Dana Blydenburgh  
GE Pension Plan Supervisor  
Department of Revenue and Finance  
City of Tampa  
306 East Jackson Street, 7E  
Tampa, Florida 33602

=====  
Re: City of Tampa General Employees' Retirement Fund

For the period beginning April 1 and ending June 30, 2021

Market Value - June 30, 2021	\$72,450,419.53
Fee Basis - .25% - First \$25 million	\$15,625.00
Fee Basis - .18% - Next \$50 million	21,352.69
Fee Basis - .09% - Portion over \$75 million	0.00
<b>Total Quarterly Fee Due</b>	<b>\$36,977.69</b>

\*\*\*\*\*

Wire Transfer Instructions:

BMO Harris Bank, N.A.  
770 N. Water Street  
Milwaukee, WI 53202  
ABA #075000051  
Checking Account #47028003

Mailing Address:

BMO Global Asset Management  
1001 Brickell Bay Dr., #2100  
Miami, FL 33131



5405 West Crenshaw Street  
 Tampa, FL 33634  
 Phone: 813.881.1997 | Fax: 813.889.8531

**Invoice**

No: **117855**

Date: 7/30/21

Customer PO:

Customer No: 1559

**Ship To:**

Rosie Rivera  
 CITY OF TAMPA GENERAL EMPLOYEES  
 RETIREMENT FUND  
 306 E. Jackson St. 7th Flr.  
 TAMPA FL 33602

**Bill To:**

Rosie Rivera  
 CITY OF TAMPA GENERAL EMPLOYEES  
 RETIREMENT FUND  
 306 E. Jackson St. 7th Flr.  
 TAMPA FL 33602

Quantity	Description	Amount
179	Q3 2021 DROP STATEMENT VARIABLE DATA PROGRAMMING AND PRINTING. Fold 8.5 x 11 to Letterfold Metering Color Laser Proof 8.5 x 11	\$ 314.48
179	U.S.P.S. First Class Letter postage	\$ 98.45
179	INSERT IN TO #10 WINDOW ENVELOPE. DELIVER TO Tampa Post Office. Supplied Envelope	\$ 50.00
Sales Rep: Chris Lawson Taken by: Chris Lawson  Account Type: Charge PLEASE NOTE ALL POSTAGE PAID BY CREDIT CARD WILL REQUIRE AN ADDITIONAL 4% PROCESSING FEE  DROP STATEMENTS Q3 2021		SUBTOTAL \$ 462.93 TAX SHIPPING \$ 0.00 DEPOSITS \$ 0.00 TOTAL \$ 462.93 AMOUNT DUE \$ 462.93