

WELCOME

2021 Community Values Survey

Created for the City of Tampa by HCP Associates

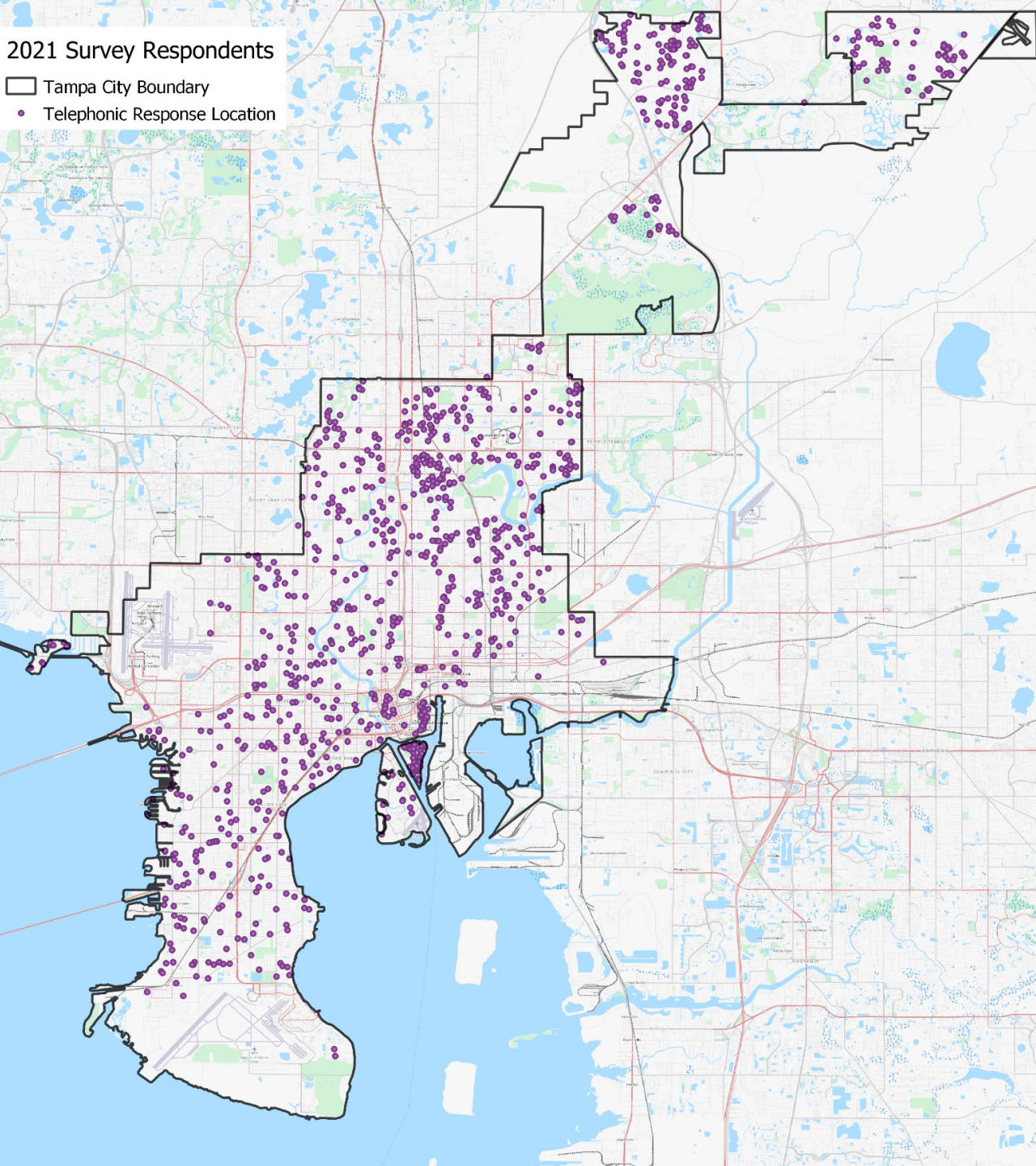


Introduction

- Second iteration of study for the City of Tampa's strategic priorities for the community
- Can trend metrics from baseline study conducted in 2020
- Goal: to obtain statistically valid information that is reflective of the diverse demographics of the City and its various communities
- Additionally, the survey explored topics pertaining to *Transforming Tampa's Tomorrow (T3)*:
 - *Transportation*
 - *Workforce Development*
 - *Housing Affordability*
 - *Sustainability and Resilience*

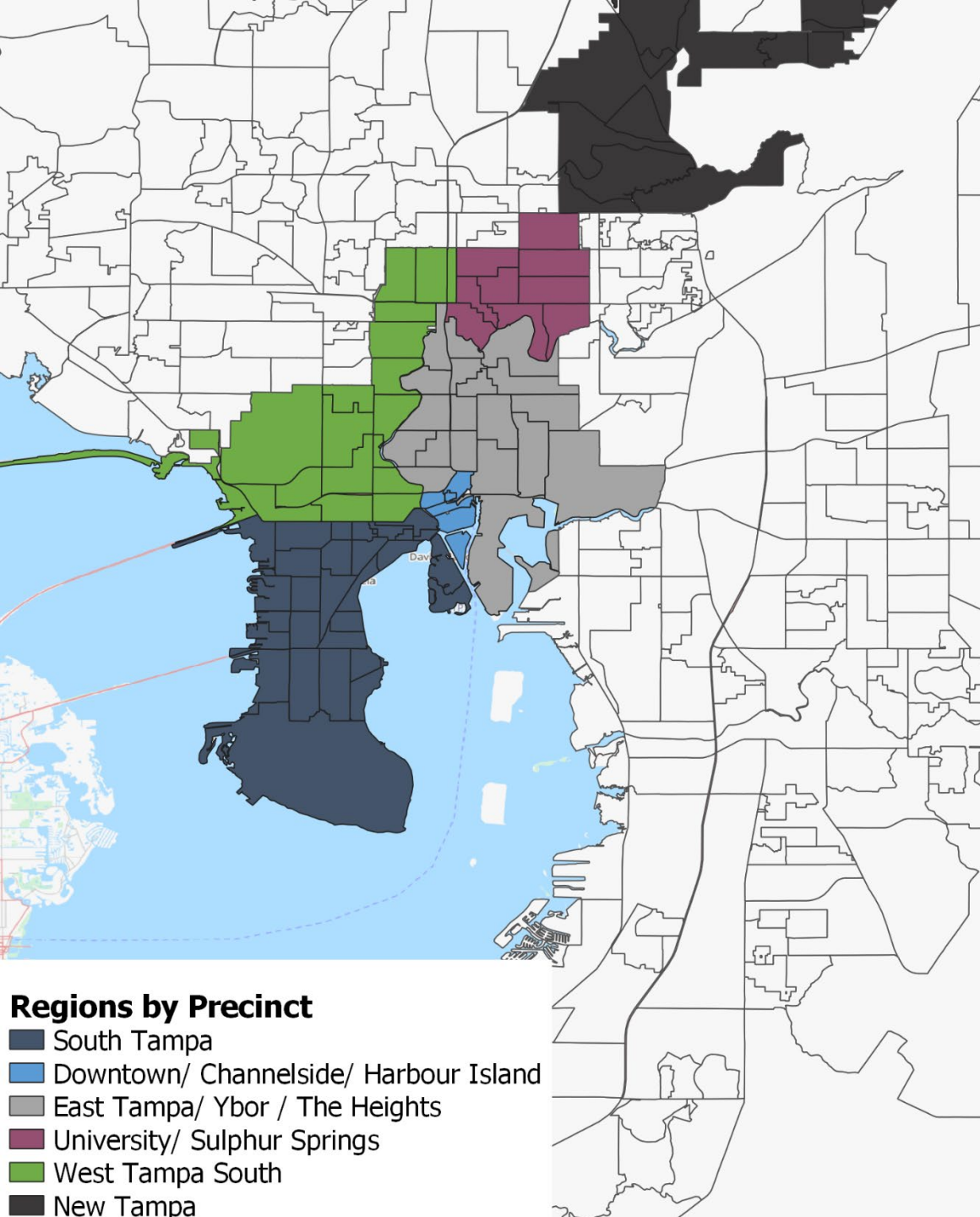
Methodology

- Total respondents: 1,300 City of Tampa residents aged 18+
- Margin of error: $\pm 2.71\%$ at a 95% confidence level
- Data collection: July 9, 2021 through August 21, 2021
- Telephonic survey using both landlines and cellphones
- Average length of survey: 14 minutes
- Five respondent demographics were controlled:
age, gender, race/ethnicity, educational attainment,
and homeownership status



Study respondents

- Respondents come from a broad cross-section of the City of Tampa
- Responses correlate well with the population density of the city

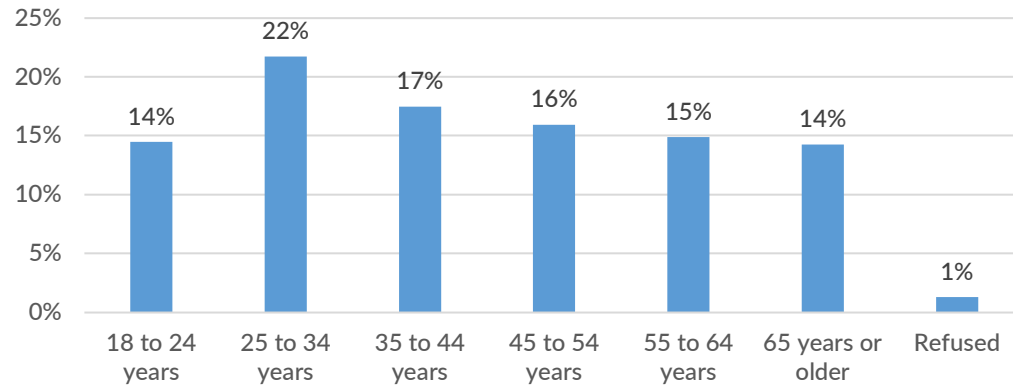


Study Regions

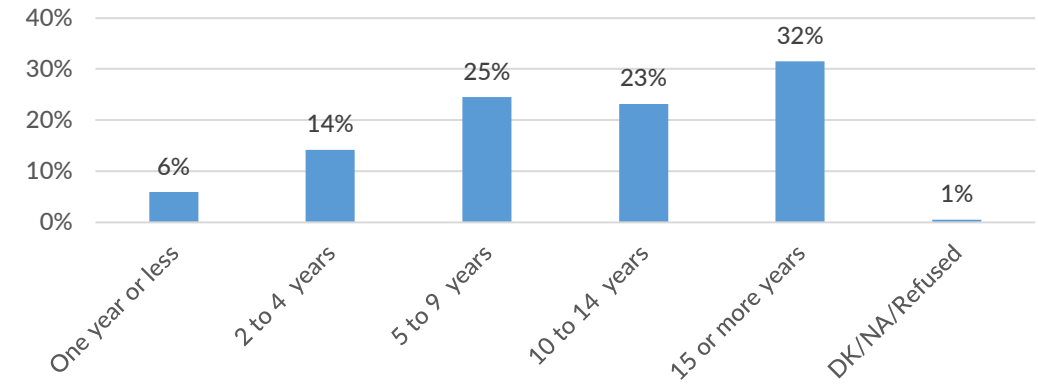
- Data was segmented into six regions to provide analysis of different parts of the city

Respondent Profile

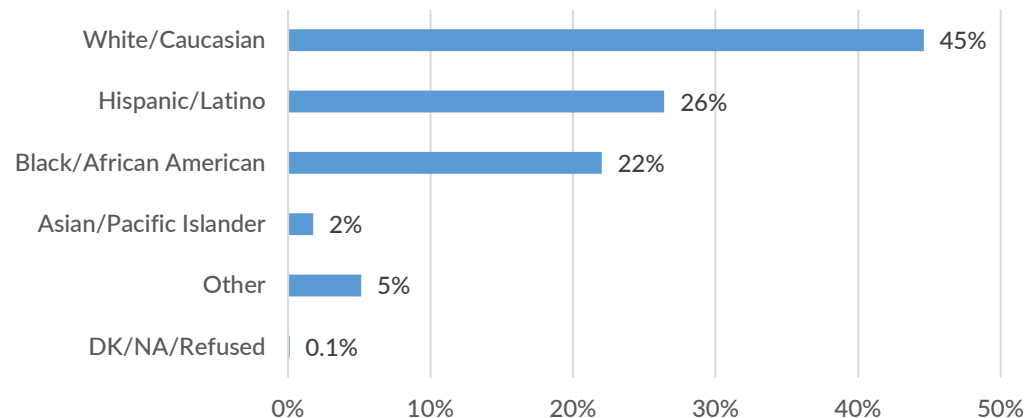
In which of the categories does your current age fall?



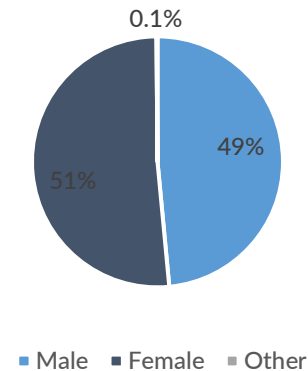
How long have you been a City of Tampa resident?



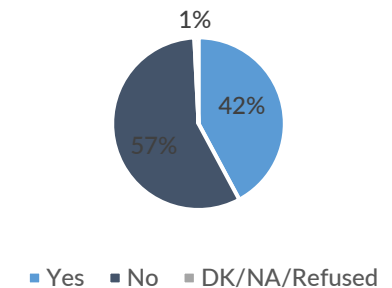
Which option most closely describes your race?



How would you describe your gender?

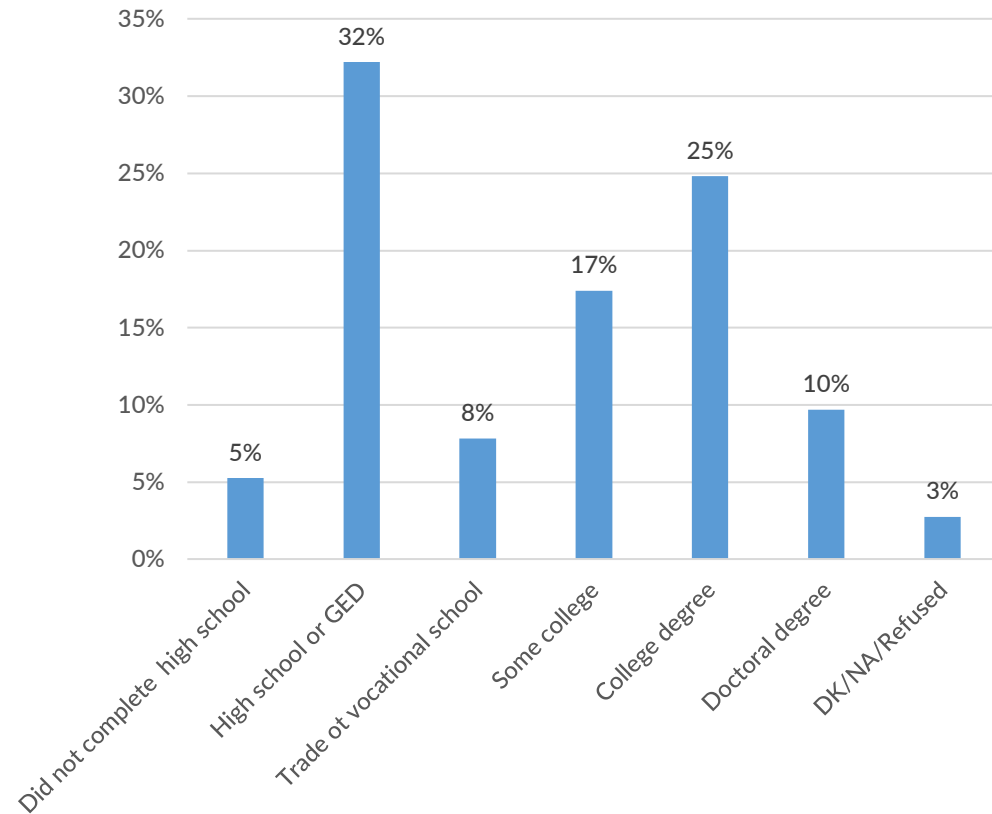


Do you have children under the age of 18 living in your household full-time?

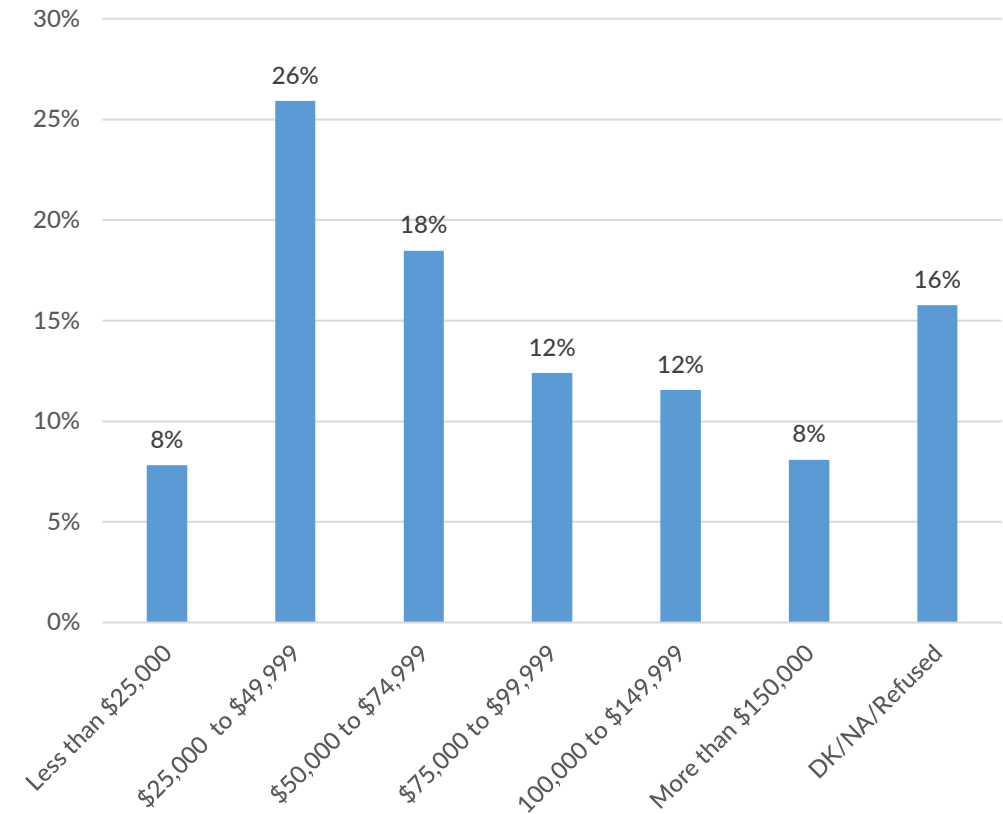


Respondent Profile

What is your highest level of completed education?



Into what range does your annual household income fall?

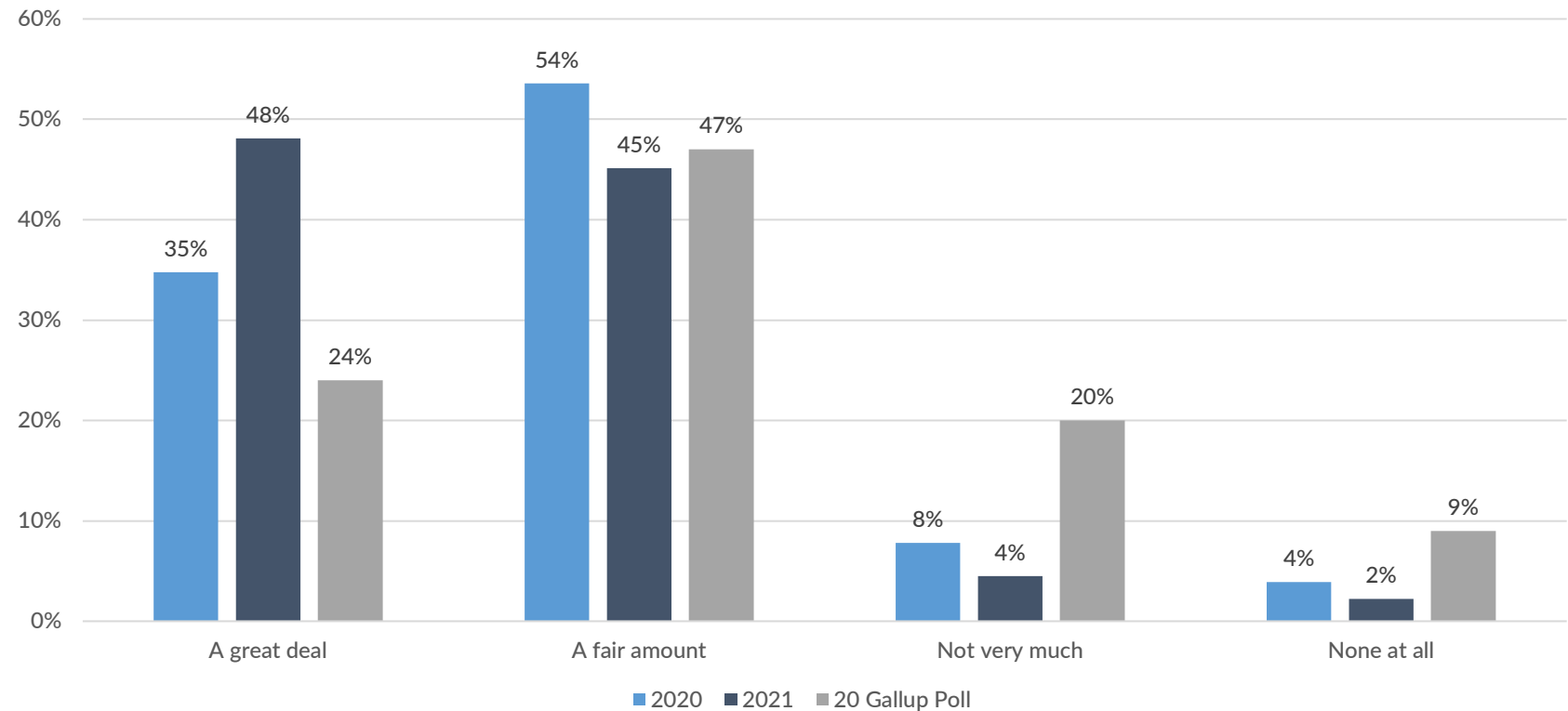




Top-line Approval

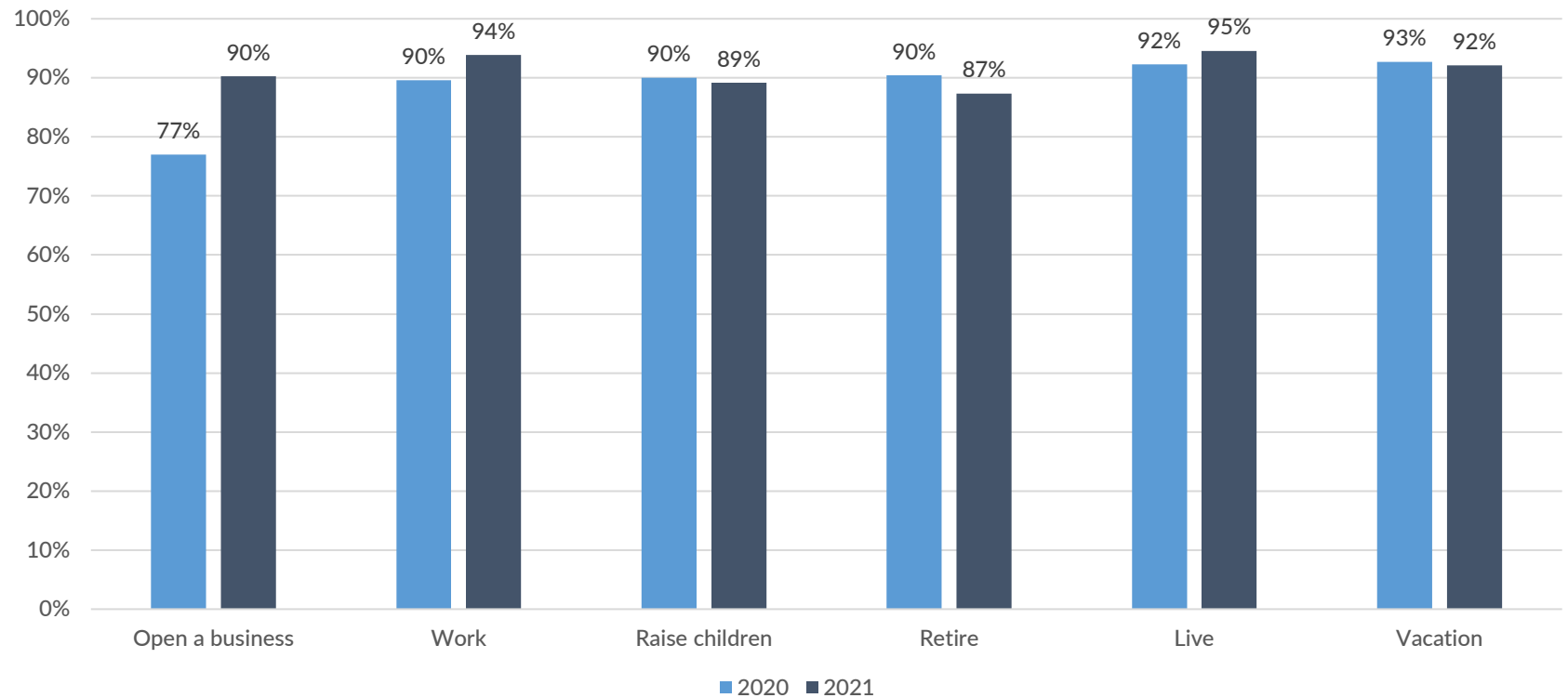
Trusting Local Government

How much trust and confidence do you have in the City of Tampa's government when it comes to handling issues in the City?



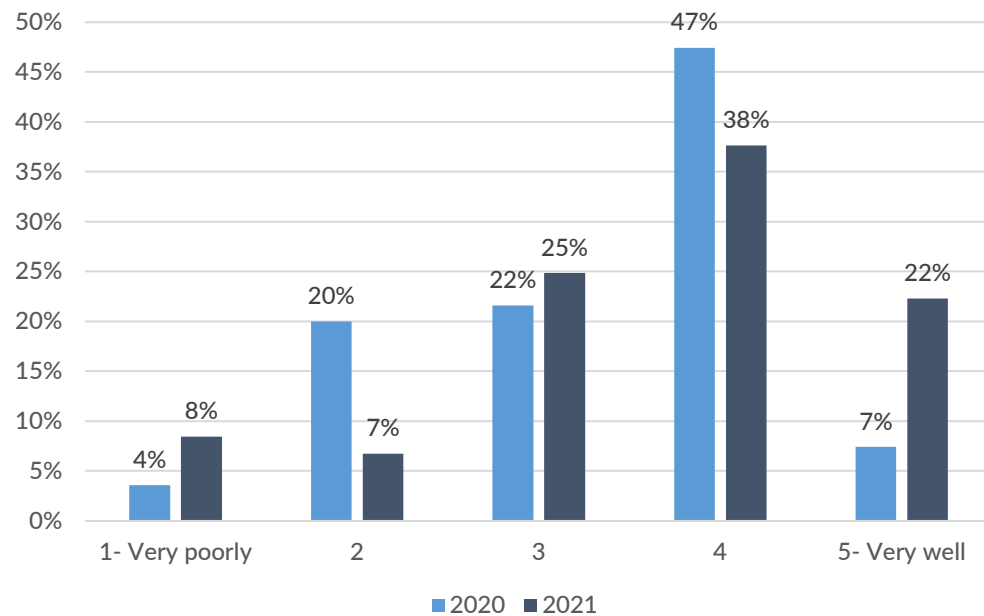
Recommending Tampa

Would recommend the City of Tampa to a friend, family member, or acquaintance as a place to:



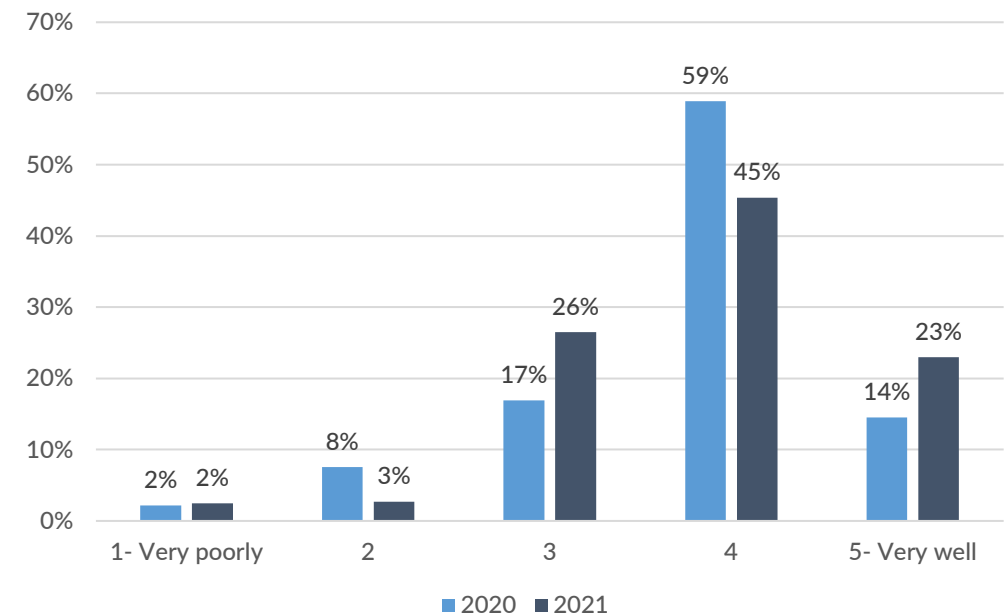
Handling Community Items

On a scale from one to five, where one is “very poorly” and five is “very well,” how do you feel that the City of Tampa has handled the COVID-19 outbreak in the community?



2021 Mean: 3.59
(2020 Mean: 3.33)

On a scale from one to five, where one is “very poorly” and five is “very well,” how do you feel that the City of Tampa has handled city issues in general?



2021 Mean: 3.84
(2020 Mean: 3.75)

Community Characteristics



Affordable housing choices



Housing options near where I work



K-12 education



After-school and childcare programs*



Sense of personal safety



Diversity, equity and inclusion



Sense of community



Cleanliness of public spaces



Events, social activities, and recreation opportunities*



Arts and culture institutions*



Greenspaces, parks, and public spaces



Accessible and timely waste management



Flood prevention



Bicyclist and pedestrian safety



Quality roads



Public transit options



Smooth traffic flow on major roads



Parking availability



Availability of jobs for my skillset



Career opportunities for the next generation

Importance

- Question Phrasing: How important is it to you personally, that your community possesses the following characteristics? Use a 10-point scale where 10 represents the highest importance, and 1 represents the lowest.
- The average score is 8.50 among all categories

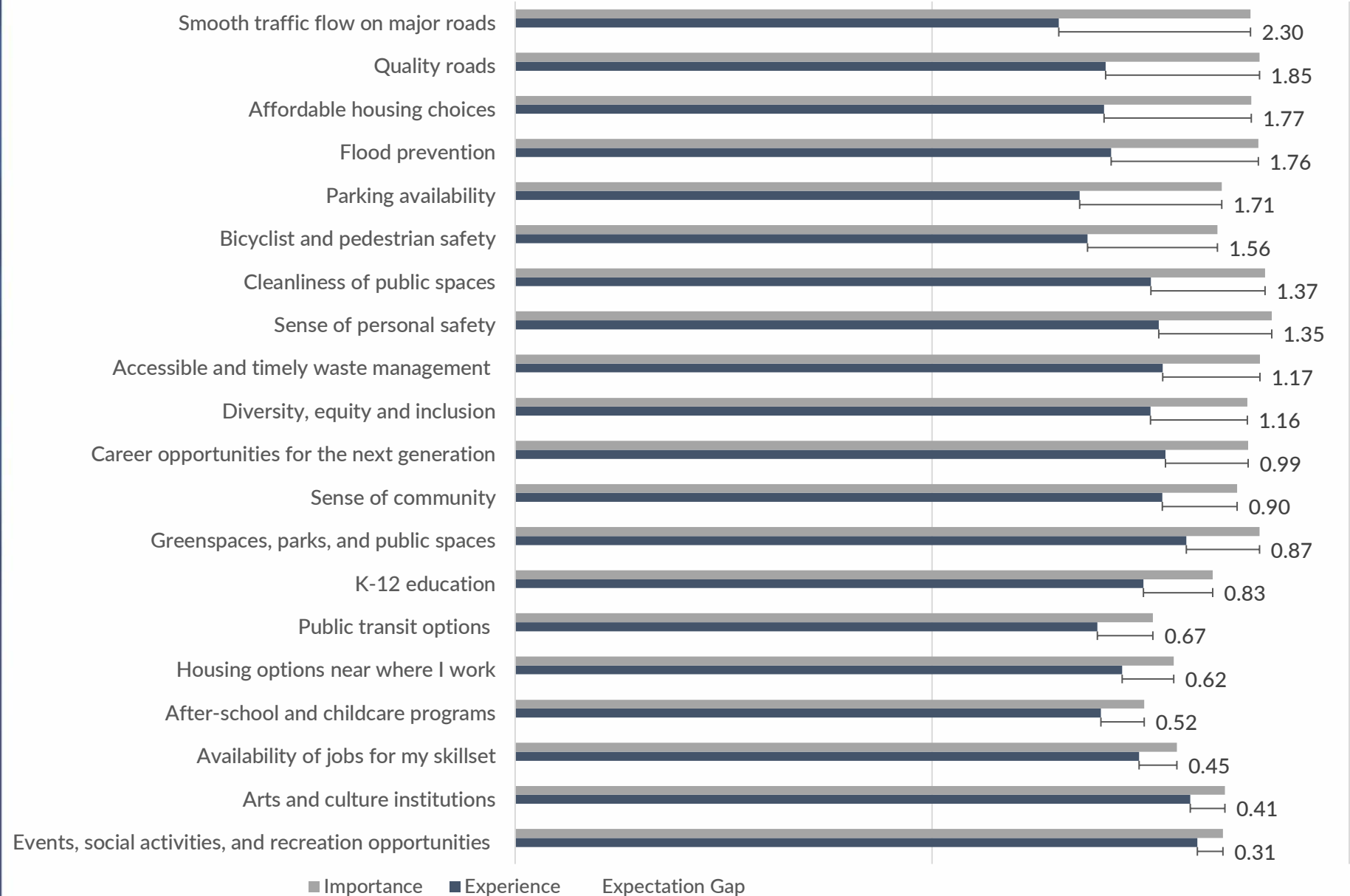
Experience

- Question Phrasing: In your personal experience, how has the City of Tampa delivered on these characteristics? Use a 10-point scale where 10 represents very well, and 1 represents not well at all.
- The average score is 6.97 among all categories

Expectation Gap

- Calculated as *(Importance - Experience)*
- A higher expectation gap is a bad thing
- The average expectation gap is 1.53

Expectation Gaps Ranked



Expectations' Change from 2020

Category	Ranking 2020	Ranking 2021	Ranking Change
Smooth traffic flow on major roads	1	1	0
Quality roads	8	2	+6
Affordable housing choices	12	3	+9
Flood prevention	4	4	0
Parking availability	3	5	-2
Bicyclist and pedestrian safety	2	6	-4
Cleanliness of public spaces	5	7	-2
Sense of personal safety	14	8	+6
Accessible and timely waste management	9	9	0
Diversity, equity and inclusion	17	10	+7
Career opportunities for the next generation	6	11	-5
Sense of community	15	12	+3
Greenspaces, parks, and public spaces	16	13	+3
K-12 education	13	14	-1
Public transit options	7	15	-8
After-school and childcare programs	18	16	+2
Availability of jobs for my skillset	10	17	-7
Arts and culture institutions	11	18	-7
Events, social activities, and recreation opportunities	19	19	0

Expectations by Region

	Smallest	Second Smallest	Third Smallest
South Tampa	Availability of jobs for my skillset	Arts and culture institutions	Events, social activities, and recreation opportunities
Downtown	Availability of jobs for my skillset	Events, social activities, and recreation opportunities	Arts and culture institutions
East Tampa	Availability of jobs for my skillset	After-school and childcare programs	Events, social activities, and recreation opportunities
University	Availability of jobs for my skillset	Arts and culture institutions	Events, social activities, and recreation opportunities
West Tampa	Availability of jobs for my skillset	Events, social activities, and recreation opportunities	Arts and culture institutions
New Tampa	Availability of jobs for my skillset	Events, social activities, and recreation opportunities	Arts and culture institutions

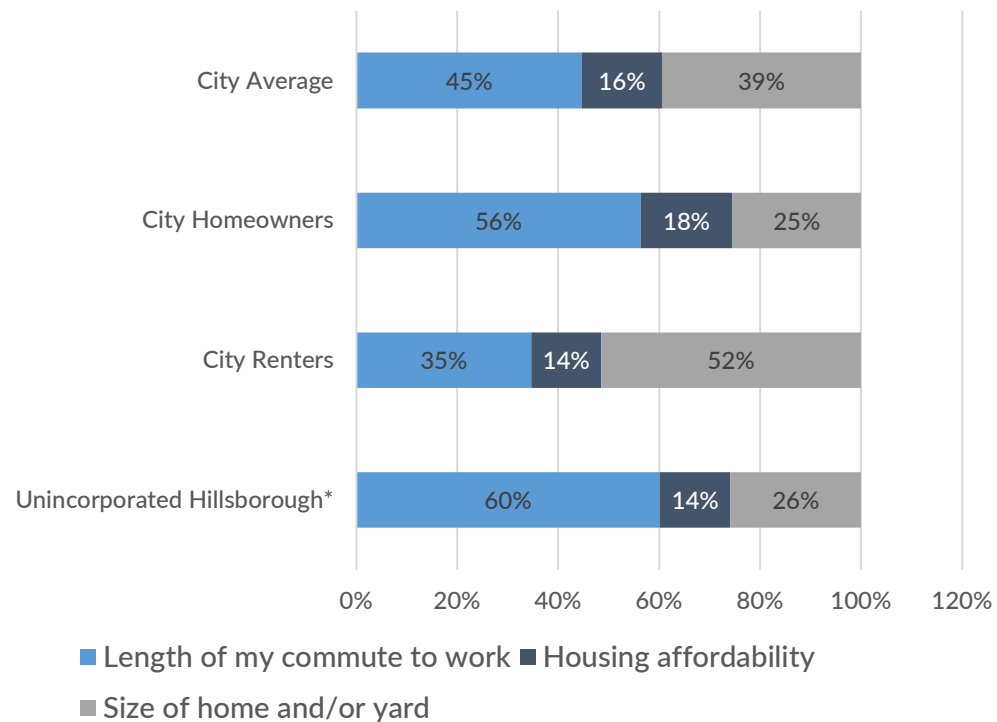
	Largest	Second Largest	Third Largest
South Tampa	Smooth traffic flow on major roads	Affordable housing choices	Flood prevention
Downtown	Smooth traffic flow on major roads	Quality roads	Affordable housing choices
East Tampa	Smooth traffic flow on major roads	Quality roads	Flood prevention
University	Smooth traffic flow on major roads	Quality roads	Flood prevention
West Tampa	Smooth traffic flow on major roads	Quality roads	Parking availability
New Tampa	Smooth traffic flow on major roads	Parking availability	Quality roads



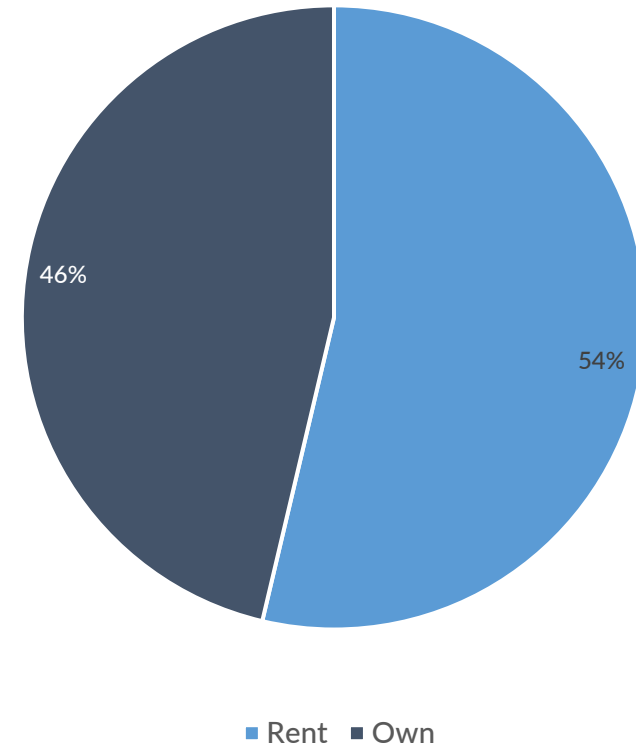
Affordable Housing

Housing Factors

Which of the following is least important to you when considering your choice of where to live?

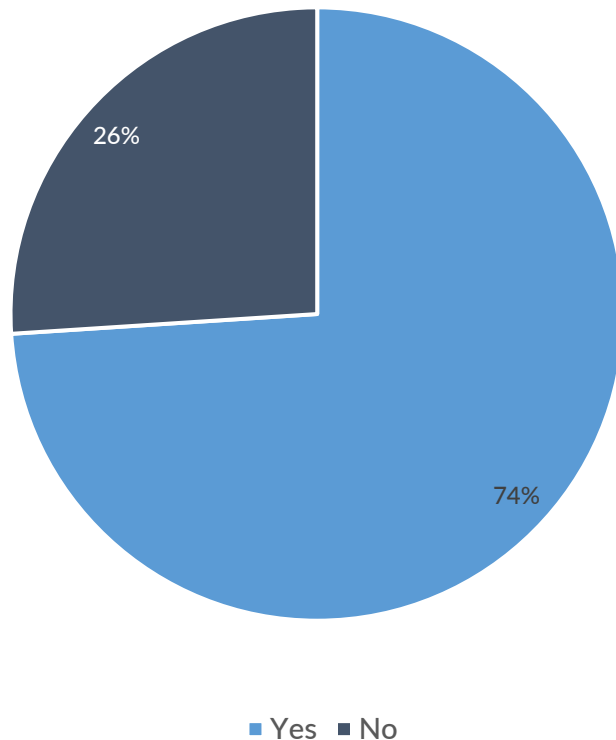


Do you rent or own your current City of Tampa residence?

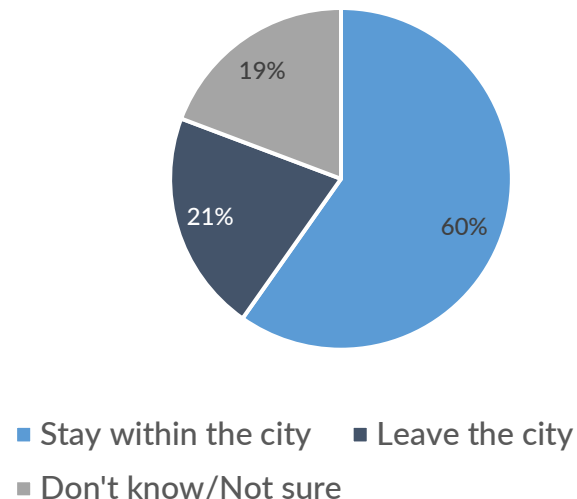


Housing Expenses

To those that rent: Would you like to own your own home?



To those that rent: When considering buying a home of your own, do you feel that you could find a home within the City of Tampa that meets your household's needs and is within your budget, or do you think you would need to go outside of the City of Tampa



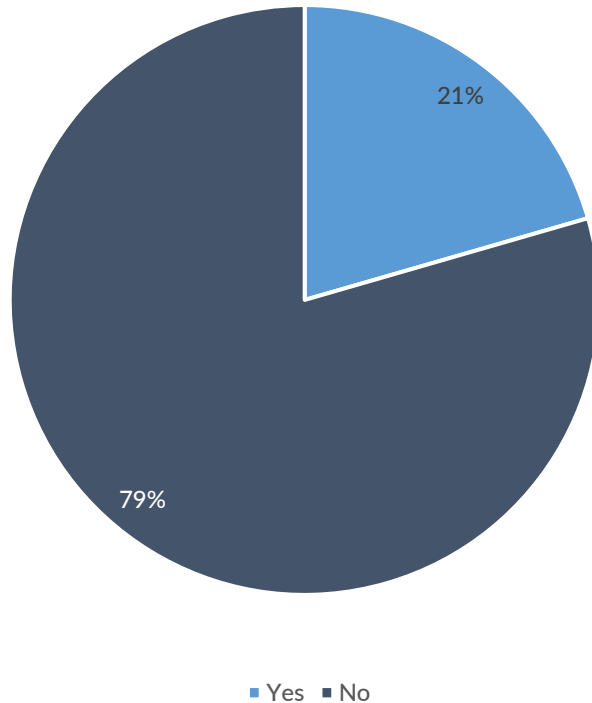
Geography	Average Monthly Housing Expenses (Self-reported)
South Tampa	\$2,249.91
Downtown / Channelside / Harbor Island	\$1,886.11
East Tampa / Ybor / Heights	\$1,728.43
University / Sulphur Springs	\$1,710.02
West Tampa	\$2,000.50
New Tampa	\$1,958.03



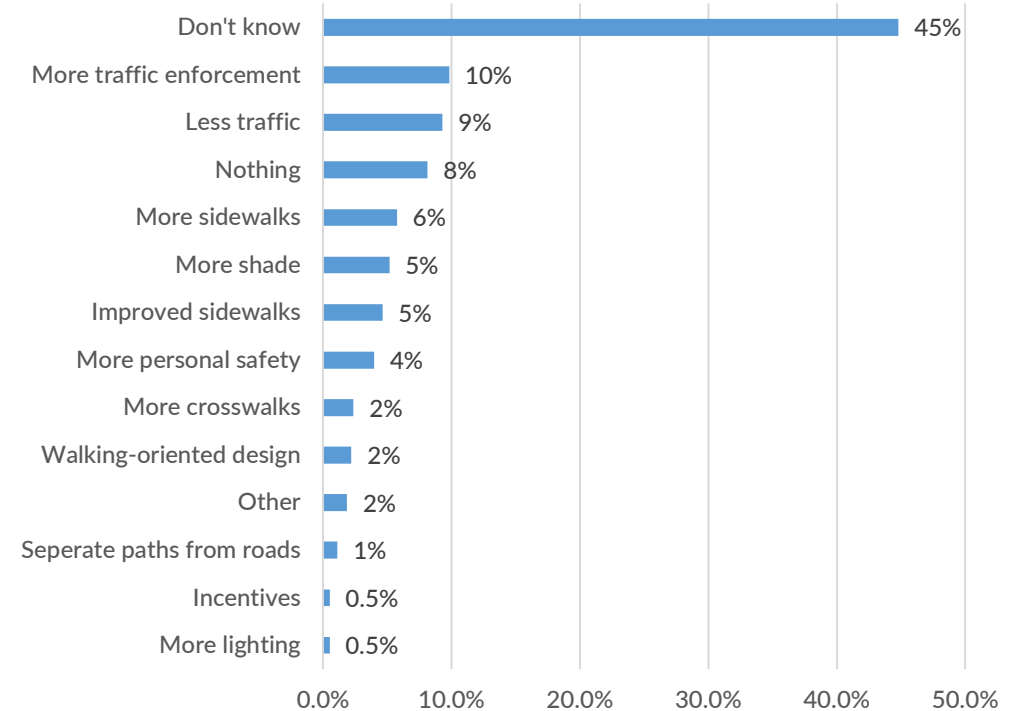
Transportation

Walkability

Let's talk about walkability. Do you regularly walk to run errands, visit businesses, or commute to work?

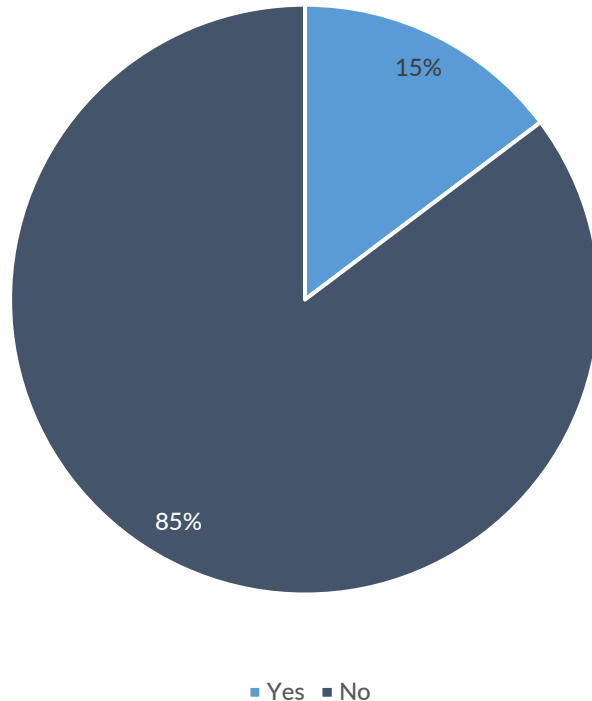


In your view, what improvements could be made in the city that would encourage people in your local area to walk to work or run errands more often?

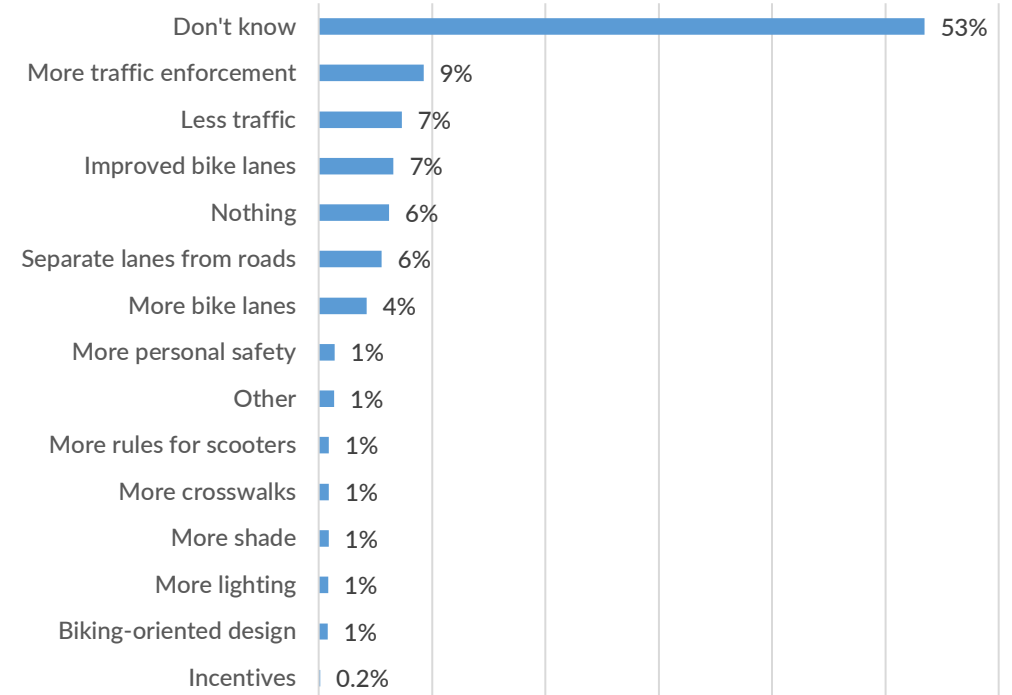


Two Wheels

What about things like bikes and scooters? Do you regularly bike or scoot to run errands, visit businesses, or commute to work?

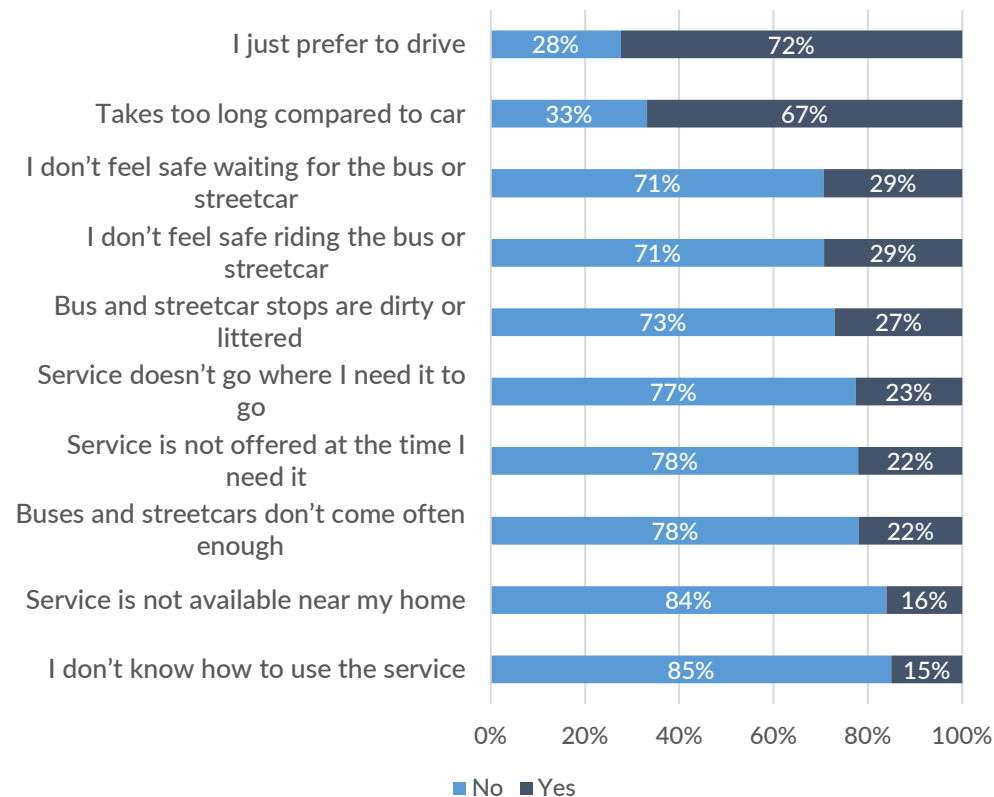


In your view, what improvements could be made in the city that would encourage people in your local area to bike or scoot to work or run errands more often?



Transit Factors

Which of the following are reasons that you do not use public transit more often?



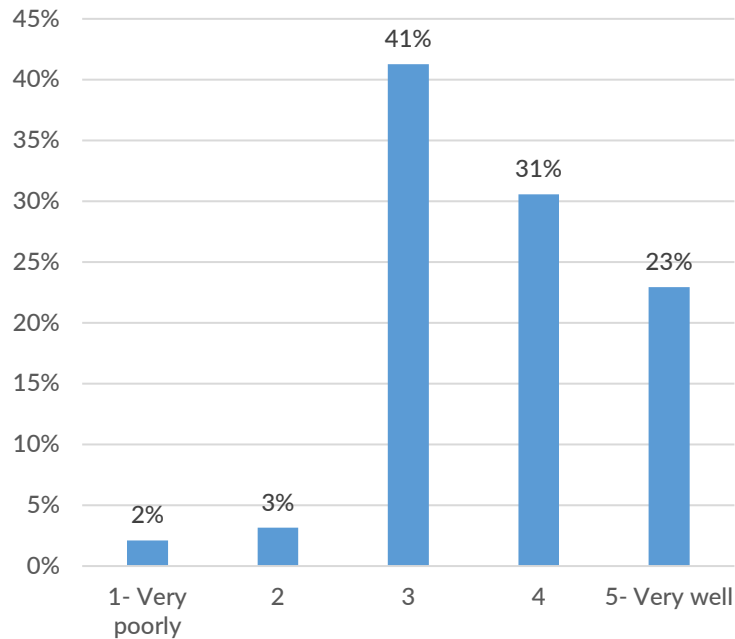
Geography	Average Monthly Transit Expenses (Self-reported)
South Tampa	\$568.00
Downtown / Channelside / Harbor Island	\$578.99
East Tampa / Ybor / Heights	\$518.30
University / Sulphur Springs	\$557.47
West Tampa	\$602.03
New Tampa	\$614.97



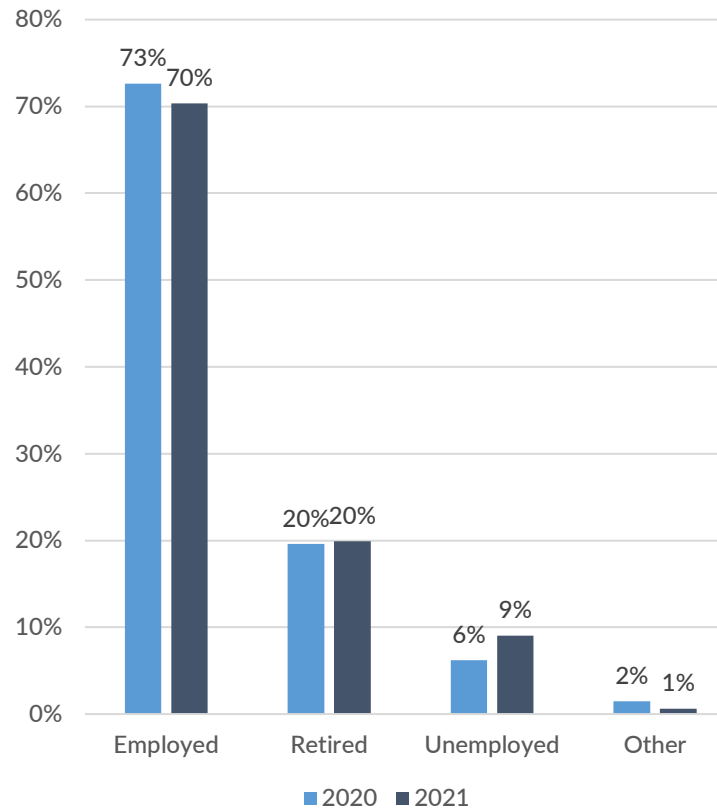
Sustainability & Resiliency | Workforce Development

Sustainability & Resiliency | Workforce Development

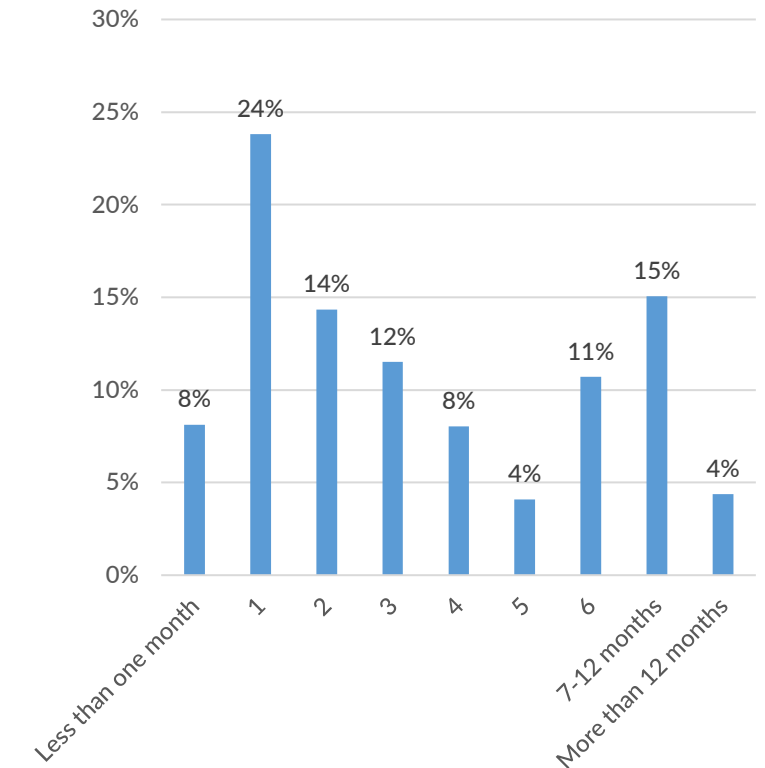
On a scale from one to five, where one is “very poorly” and five is “very well,” how do you feel that the City of Tampa has prepared for hurricanes, floods, and other natural disasters?



How would you define your employment status?



For approximately how many months have you been looking for a job?





Final Thoughts

Conclusion

- Trust in the City of Tampa improved markedly from 2020 to 2021
- Levels of recommendation are flat, except for opening a business, which saw a sizable improvement
- Residents feel that the city has improved its handling of both COVID and city issues; they also feel that the city is prepared for hurricanes, floods and other natural disasters
- Residents' expectations have changed substantially in just one year:
 - Roads, Affordable Housing, Personal Safety, and DEI issues have risen sharply in expectation
 - Career-related issues and Public transit have dropped sharply in expectation
- Traffic Flow, Quality Roads, and Affordable Housing are now the top three expectations
- Homeowners in the City have similar priorities to those in unincorporated Hillsborough County, prioritizing housing size and affordability over commutes
 - In contrast, renters prioritize location and affordability, caring substantially less about housing size
- A majority of current renters (60%) believe that they could find a home for sale in Tampa that meets their requirements
- The number one improvement that residents believe would encourage more walking and biking is for the city to increase enforcement of traffic laws; generally speaking, most ideas ultimately relate to separating vehicular traffic from other traffic

THANK YOU



Mayor Jane Castor
**Transforming Tampa's
Tomorrow**     

*This presentation contributes to Mayor Jane Castor's
Transforming Tampa's Tomorrow initiative.*