



Accela Guide Upload Owner-Builder Acknowledgement Form

Updated 05.19.22

THE FOLLOWING STEPS WILL GUIDE YOU THROUGH THE PROCESS OF UPLOADING AN OWNER-BUILDER ACKNOWLEDGEMENT FORM.

1. Visit the Accela permitting portal at <https://aca.tampagov.net> and log into your account.

Login
User Name or E-mail:
Password:
Login >>

2. Find the permit to which you intend to upload the document with one of the following methods (a, b, c, or d).
 - a. Click on View all Records

Record Name	Record ID	Module	Creation Date	Action
Commercial Electrical Trade Permit	21TMP-028988	Building	10/11/2020 12:00:00 AM	Resume Application

- b. Type in a complete record number (XXX-00-0000000). For example, BLD-22-0485532.
- c. Type in an asterisk with a partial record number. For example, *485532.
- d. Search by address (must use quotation marks). For example, "1400 N Boulevard"

3. Once you have located the record, click on the corresponding blue link.

Date	Record Number	Record Type	Address	Status
10/14/2021	BLD-22-0485537	Residential Miscellaneous Permit	6221 Bayshore Blvd, T 33611	In Process
10/14/2021	BLD-22-0485536	Residential Miscellaneous Permit	1400 N Boulevard, T 33607	In Process
10/11/2021	BLD-22-0485532	Residential Miscellaneous Permit	1400 N Boulevard, T 33607	In Process

4. Verify that the record number and address is the one for which you intend to upload the document.

Record BLD-22-0485532:
Residential Miscellaneous Permit
Record Status: In Process
Expiration Date: 04/10/2022

Work Location
1400 N Boulevard
T 33607

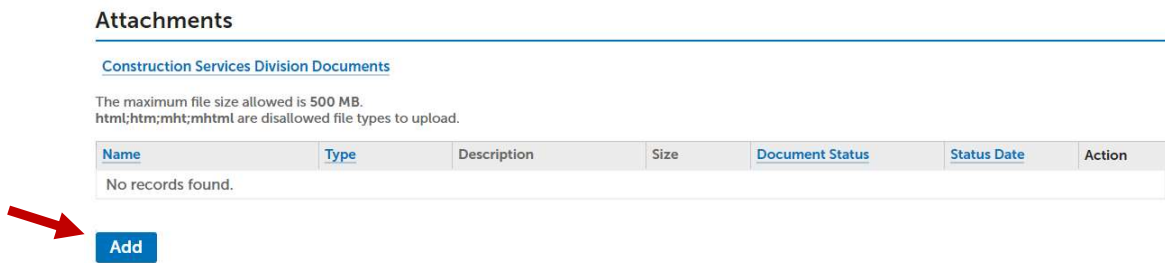
Accela Guide

Upload Owner-Builder Acknowledgement Form

5. Click on the Record Info tab and select the Attachments option.



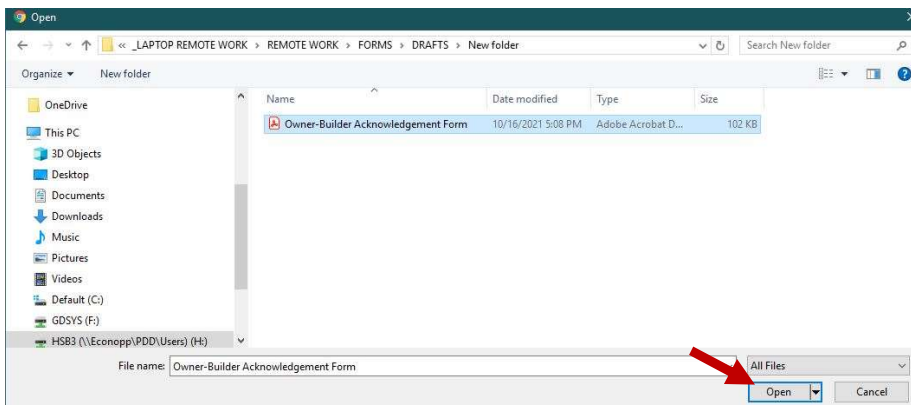
6. The screen below will populate. Click on Add.



7. Click Add again.

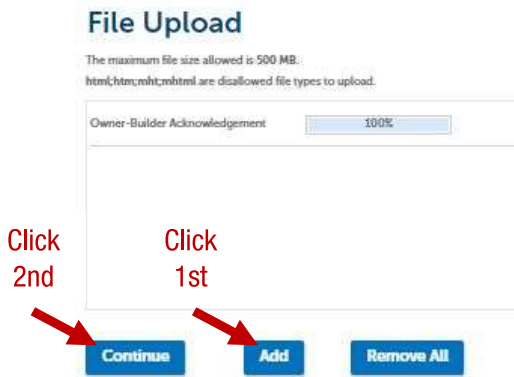


8. Locate the document on your PC and click Open.

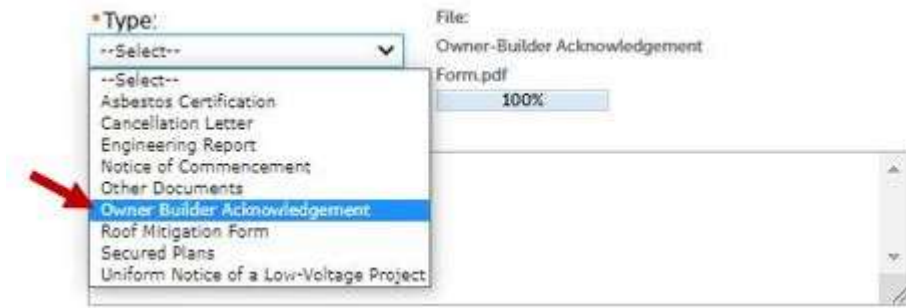


Upload Owner-Builder Acknowledgement Form

9. Click Add. When upload percentage is at 100%, click Continue.



10. Select document type by clicking on Type to activate the drop-down menu. Scroll down and click on Owner Builder Acknowledgement.



11. Add a description, then click Save.



12. Upon successful completion of these steps, the document will be available under the Attachments tab.

Attachment

Construction Services Division Documents

The maximum file size allowed is 500 MB.
html;htm;mh; mhtml are disallowed file types to upload.

Name	Type	Size	Document Status	Status Date	Upload Date	Action
Owner-Builder Acknowledgement Form.pdf	Owner Builder Acknowledgement	101.70 KB	Uploaded	10/16/2021	10/16/2021	Actions