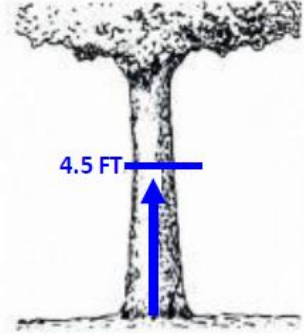
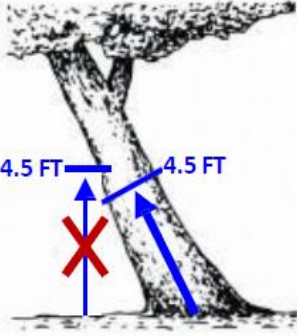
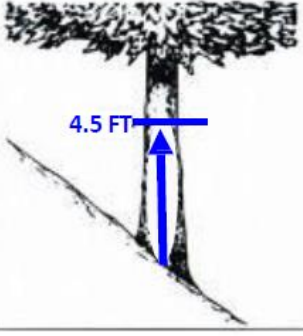


## GUIDE TO MEASURING TREES

# Diameter at Breast Height (DBH)

**Diameter at Breast Height (DBH):** The diameter of a tree trunk measured at four and one-half (4 ½) feet above existing grade. Reference in Tampa Municode: [Section 27-284.1.2](#) (d)

<b>284.1.2-4: Straight Tree, on land with minimal-to-no slope</b>	<b>284.1.2-B: Sloped Tree, on land with minimal-to-no slope</b>	<b>284.1.2-C: Straight Tree, on sloped land</b>
		
<b>284.1.2-D: Low-branching tree, on land with minimal-to-no slope</b>	<b>284.1.2-E: Multi-stemmed trunk, on land with Minimal-to-do slope</b>	
