



**BOARD OF TRUSTEES
REGULAR MEETING AGENDA
TUESDAY – NOVEMBER 21, 2023 – 1:30 P.M.**

Trustees: Stephen Hill – Chairman; Steve Kenny – Vice-Chairman; Steve Stagg – Trustee; Jonette Socall - Trustee; Dennis Rogero – Trustee; Elizabeth Mackie – Trustee; Javier Moreno – Trustee

Supporting Staff: Dana Blydenburgh - GE Pension Plan Supervisor and Recording Secretary; Justin Vaske – Assistant City Attorney and Board Attorney; Lee Huffstutler – Chief Accountant; Rosie Rivera – Accounting Operations Manager; April Oliver - Accountant II; Katrina Hughes – Accountant I; Pamela Powell – Accounting Technician I; Amy Reynolds – Accounting Technician I; Angie Sotolongo – Office Support Specialist III.

Consultants: Jason Pulos and Elizabeth Sanborn - Asset Consulting Group (ACG)

Location: City of Tampa, Julian B Lane Conference Room 402 W Laurel Street, Tampa FL 33607

Join on your computer or mobile app [Click here to join the meeting](#)

Or call in (audio only) [+1 941-263-1615](tel:+19412631615), [861697092#](tel:+1861697092)

Phone Conference ID: 861 697 092#

Any person who decides to appeal any decision of the Board of Trustees with respect to any matter considered at this meeting will need a record of the proceedings, and for such purpose, may need to hire a court reporter to ensure that a verbatim record of the proceedings is made, which record includes the testimony and evidence upon which the appeal is to be based. In accordance with the Americans with Disabilities Act and Section 286.26, Florida Statutes, persons with disabilities needing special accommodations to participate in this meeting should contact the General Employees' Retirement Fund at least 48 hours prior to the date of the meeting.

- I. **Pledge of Allegiance**
- II. **Roll Call**
- III. **Public Comments**
- IV. **Chairman and Vice-Chairman Election 2024**
- V. **Approval of Minutes**
Minutes for Regular Board Meeting on October 17, 2023 (*motion*)



VI. Real Estate Manager Presentations

- ❖ UBS, Maria Bascetta, Relationship Manager
- ❖ Blackstone, Bill Loskota, Senior Portfolio Manager; Emilee Brown, Relationship Manager

VII. Investment Consultant Report

- Elizabeth Bowen and Jason Pulos, Asset Consulting Group
- ❖ Portfolio Performance Review – October 2023 & 3Q23 Report
 - ❖ Liquidity Recommendation (*motion*)

VIII. Legal Report

Justin Vaske, Assistant City Attorney & Board Counsel

IX. Administrative Report – Receive & File all documents

- ❖ Pension Plan Excellence Award

Longevity Retirement, Deferred Retirement, DROP Applications, Survivor Allowance, Estate Payments. City of Tampa Reimbursement, DROP Options, Monthly and Quarterly Invoices. (*motion*)

X. Adjournment



CITY OF TAMPA

Upcoming Meeting Schedule

Tuesday, January 16, 2024 – 1:30 p.m.
Regular Board Meeting
Julian B Lane Conference Room

Pension Conferences

FPPTA Winter Trustees School
January 28 – January 31, 2024
Rosen Centre Orlando

FPPTA Annual Conference
June 23 – 26, 2024
Renaissance Orlando at SeaWorld



CITY OF TAMPA

**BOARD OF TRUSTEES
REGULAR MEETING MINUTES
TUESDAY – OCTOBER 17, 2023 – 1:30 P.M.**

Support Staff: Dana Blydenburgh, GE Pension Plan Supervisor and Recording Secretary; Justin Vaske, Assistant City Attorney and Board Attorney; Lee Huffstutler, Chief Accountant; Rosie Rivera, Accounting Operations Manager; April Oliver, Accountant II; Katrina Hughes, Accountant I; Pamela Powell, Account Tech I; Amy Reynolds, Account Tech I; and Angie Sotolongo, Office Support Specialist III.

Consultants to Board: Elizabeth Bowen, Asset Consulting Group (ACG).

Guests: Leonides Perez Jr., and his spouse; Media.

I. PLEDGE OF ALLEGIANCE

Chairman Hill led the pledge of allegiance.

II. ROLL CALL

Mr. Hill, Chairman, presiding, brought the meeting to order at 1:30 p.m.

Board Members Present: Stephen Hill, Chairman; Steven Kenny, Vice Chairman; Javier Moreno, Trustee; Elizabeth Mackie, Trustee; Jonette Socall, Trustee; and Steve Stagg, Trustee.

III. PUBLIC COMMENTS - Ten (10) Minutes Total – Three (3) Minutes per Speaker

None

IV. APPROVAL OF MINUTES

Mr. Hill requested the Board approve the meeting minutes from September 12, 2023.

Discussion ensued regarding a portion of the minutes relating to Asset Consulting Group’s contract renewal. The contract term is three years with automatic annual renewal.

MOTION: Steve Kenny made motion to approve the Minutes with revisions as noted. Javier Moreno seconded the motion. MOTION CARRIED.

V. DISABILITY RETIREMENT HEARING

The hearing began with reports presented from Independent Medical Examiners (IME) to the Board relating to the Disability Retirement claim on Leonides Perez Jr. Discussion ensued relating to the IME reports.



MOTION: Steve Kenny made motion to approve Disability Retirement for Leonides Perez Jr. Jonette Socall seconded the motion. MOTION CARRIED.

VI. INVESTMENT CONSULTANT REPORT

The City of Tampa’s fixed income managers presented firm, portfolio, and performance updates on their strategies to the Board. JP Morgan was represented by Alex Harlan, Sherri Tilley and Amy McPike represented Manulife, and Adam Phillips represented Loop Capital.

ACG provided an update on capital markets and the monthly performance report for the period ending 9/30/23.

As of September 30, 2023, the total fund value stood at approximately \$746 million. Fiscal year-to-date through September 30, 2023, the fund has returned 11.78% gross of fees, outperforming the Policy Index returns of 10.97% for the same period. Over the five-year period ending September 30, 2023, the Fund is up 5.39% gross of fees annualized compared to the policy index of 4.96% for the same period. On a ten-year basis, the portfolio is up 6.57% gross of fees versus 6.18% for the Policy Index.

VII. LEGAL REPORT

Justin Vaske reported that the Side Letter for Redwheel has been completed and submitted for review by Redwheel’s legal team.

VIII. CONSENT AGENDA – RECEIVE & FILE ALL DOCUMENTS

Retirement Benefits & Estate Payments:

Longevity Retirements, Deferred Retirement, DROP Application, Survivor Allowances, Estate Payments, Disability Allowance, DROP Exits. Monthly and Quarterly Invoices.

MOTION: Motion was made by Steve Kenny to approve the Consent Agenda and to Receive & File all Documents. Motion was seconded by Steve Stagg. MOTION CARRIED.

IX. ADJOURNMENT

There being no further business, Chairman Hill adjourned the meeting at 3:41 p.m. and advised the Board that the next meeting would be held on Tuesday, November 21, 2023 at Julian B Lane Conference Room.



BOARD CHAIRMAN – Stephen G. Hill

**GE PENSION PLAN SUPERVISOR & RECORDING
SECRETARY – Dana Blydenburgh**

ACG | ASSET CONSULTING GROUP

City of Tampa General Employees' Retirement Fund

November 21, 2023



2018 2019 2020 2021 2022

We are proud to announce that ACG has again been named a Greenwich Associates Quality Leader - recognized as one of the top consultants in the industry.

Methodology and Disclosure: Between February and November of 2022, Coalition Greenwich (previously known as Greenwich Associates), conducted in-person and phone interviews and online surveys with 727 professionals at 590 of the largest tax-exempt funds in the United States, including corporate and union funds, public funds, endowments and foundations, insurance general accounts, and healthcare organizations, with either pension or investment pool assets greater than \$150 million. Study participants were asked to provide quantitative and qualitative evaluations of their asset managers and investment consultants, including qualitative assessments of those firms soliciting their business and detailed information on important market trends. ACG is one of four firms recognized in the mid-size investment consultant category. The ratings may not be representative of any one client's experience with ACG; rather they are representative of those clients that chose to participate in the survey. The results are not indicative of ACG's future performance. ACG does not pay to have its clients participate in the study.

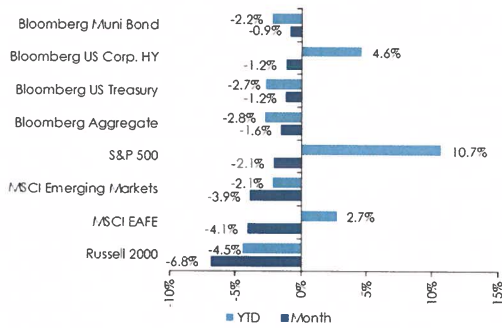
ACG | ASSET CONSULTING GROUP

Economic Overview

- 3rd quarter US GDP grew at a robust 4.9% rate, the highest since 4Q 2021, with consumer spending accounting for over half of the growth
- Core CPI increased 0.3% on the month for a 4.1% year-over-year rise, in-line with expectations and down from last month's 4.3% rate
- 10-year US Treasury yields briefly touched 5%, the highest in 16 years, and higher interest rates continued to pressure asset prices

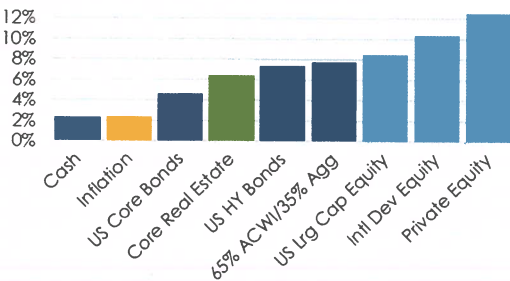
Market Returns

- Most equity and bond indices fell for the 3rd month in a row
- Small caps and emerging markets declined to negative YTD



Source: Bloomberg, ACG Research (as of 10/31/2023)

Average Annual Return Assumptions (Next 10 Years)



Asset Class Valuations - Rebalancing Rationale

- Equities have priced a higher-for-longer interest rate environment
- Favor core bonds (US Treasuries) over high yield
- Cash remains attractive with yields around 5%

Asset Class	Current Valuation	Rationale
US Large Cap	Overvalued	Elevated valuations but positive earnings trend
US Small Cap	Fairly Valued	Favorable valuations
Int'l Developed	Overvalued	Favorable valuations but stagnant outlook
Emerging Mkt	Overvalued	Balanced upside/downside risks

Cash	Undervalued	High current yield
Core Bonds	Undervalued	Favor high quality
Multi-Sector	Fairly Valued	Duration, spreads balanced
Unconstrained	Fairly Valued	Duration, spreads balanced

Asset Class	Valuation	Rationale
Core Real Estate	Overvalued	Historically low (but rising) cap rates

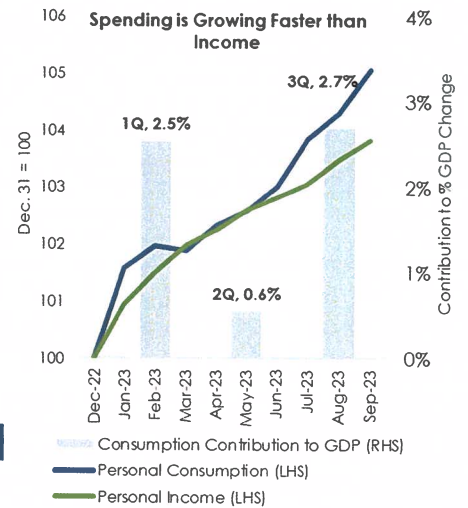
Recent Articles (click on links below)

- [Global Manufacturing \(November\)](#)
- [Where's the Recession? \(October\)](#)
- [Artificial Intelligence \(August\)](#)

Key Risk Factors We Are Watching

- Inflation and labor market data
- Accumulating headwinds (higher rates, student loans, depleted savings, volatile US Congress...)
- Fed policy mistake
- Downward revisions to corporate earnings
- Ongoing geopolitical tensions
- Weaker than expected China recovery

Spending Has Boosted GDP, But Is It Sustainable?



Source: FRED, BEA (as of 10/31/23)

Selected 3Q 2023 Pages

City of Tampa General Employees' Retirement Fund

Performance vs. Objectives

For the Periods Ending September 30, 2023

	Benchmark (%)	Rank	Total Portfolio (%)	Rank	Objective Met?	Benchmark (%)	Rank	Total Portfolio (%)	Rank	Objective Met?
	5 Years					10 Years				
■ The Total Portfolio gross return should equal or exceed the actuarial rate of return over a complete market cycle.	7.00		5.38		No	7.00		6.57		No
■ The Total Portfolio gross return should equal or exceed the annualized total return of the Policy Index.	4.89		5.38		Yes	6.15		6.57		Yes
■ The Total Portfolio gross return is expected to perform in the top 40% of a universe of public funds.	5.55	40th	5.38	49th	No	6.63	40th	6.57	44th	No
■ It is desired that the Total Portfolio gross return have less volatility than the Policy Index.	12.19		12.60			9.62		10.06		

Performance and Statistics are calculated using monthly return data. * Indicates net of fee data.

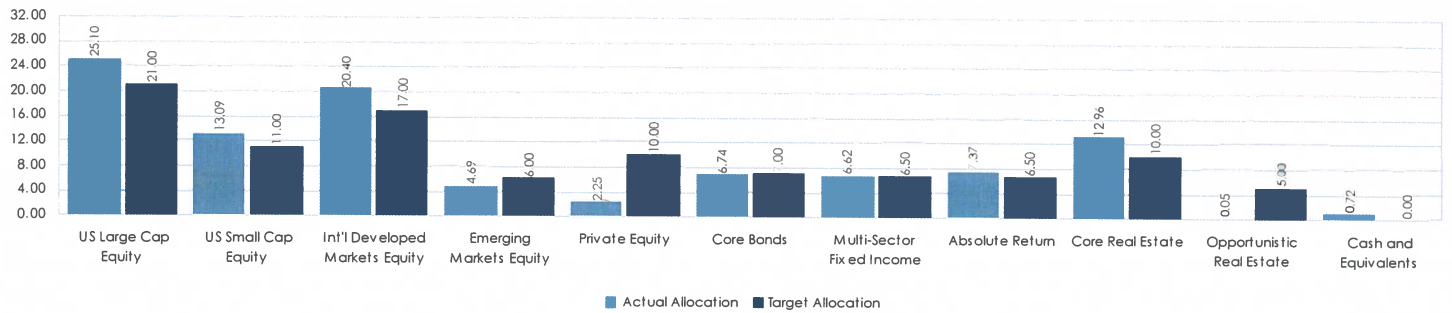
Policy Index: Effective February 2021, the index consists of 21.00% Russell 1000, 11.00% Russell 2000, 17.00% MSCI EAFE, 10.00% MSCI ACWI, 6.00% MSCI Emerging Markets, 20.00% Bloomberg US Aggregate, 15.00% NFI ODCE

© 2023 Asset Consulting Group All Rights Reserved

City of Tampa General Employees' Retirement Fund

Total Portfolio

For the Period Ending September 30, 2023

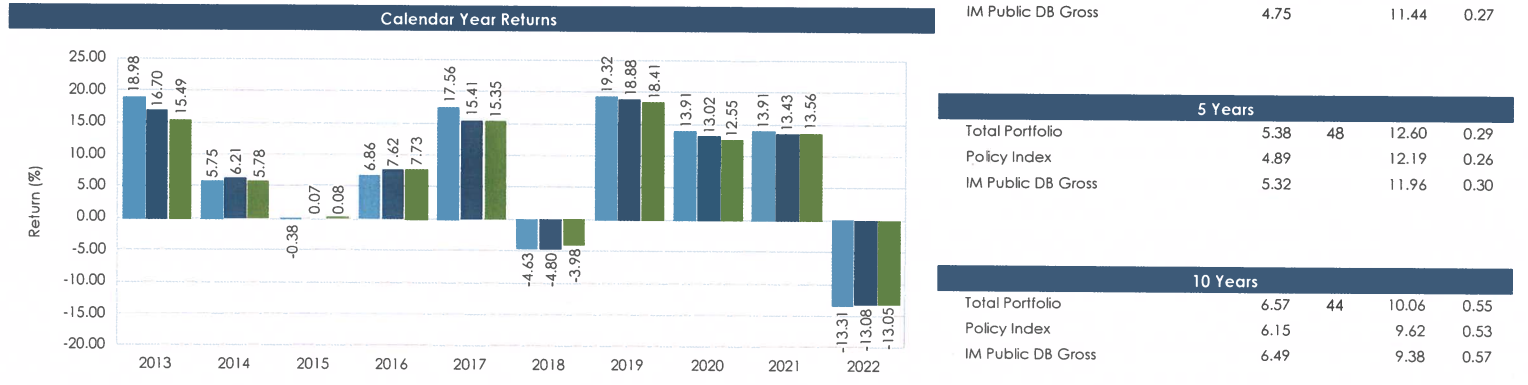
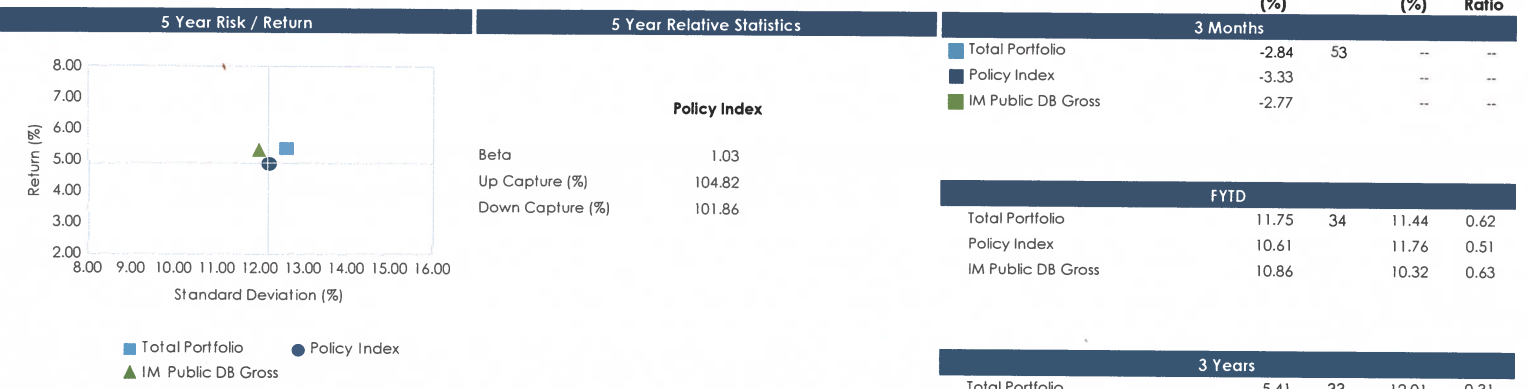


	Market Value (\$000s)	Actual Allocation (%)	Target Allocation (%)	Over/Under Target (%)	Range Min-Max (%)
Total Portfolio	746,164	100.00	100.00		
Equity	489,029	65.54	65.00	0.54	55.00 - 75.00
US Large Cap Equity	187,316	25.10	21.00	4.10	15.00 - 30.00
US Small Cap Equity	97,691	13.09	11.00	2.09	5.00 - 15.00
Int'l Developed Markets Equity	152,243	20.40	17.00	3.40	10.00 - 25.00
Emerging Markets Equity	34,963	4.69	6.00	-1.31	0.00 - 10.00
Private Equity	16,816	2.25	10.00	-7.75	0.00 - 15.00
Fixed Income	154,671	20.73	20.00	0.73	15.00 - 30.00
Core Bonds	50,310	6.74	7.00	-0.26	5.00 - 15.00
Multi-Sector Fixed Income	49,391	6.62	6.50	0.12	0.00 - 12.50
Absolute Return	54,970	7.37	6.50	0.87	0.00 - 12.50
Real Assets	97,091	13.01	15.00	-1.99	5.00 - 20.00
Core Real Estate	96,722	12.96	10.00	2.96	5.00 - 15.00
Opportunistic Real Estate	370	0.05	5.00	-4.95	0.00 - 10.00
Cash and Equivalents	5,372	0.72	0.00	0.72	

City of Tampa General Employees' Retirement Fund

Total Portfolio

For the Periods Ending September 30, 2023



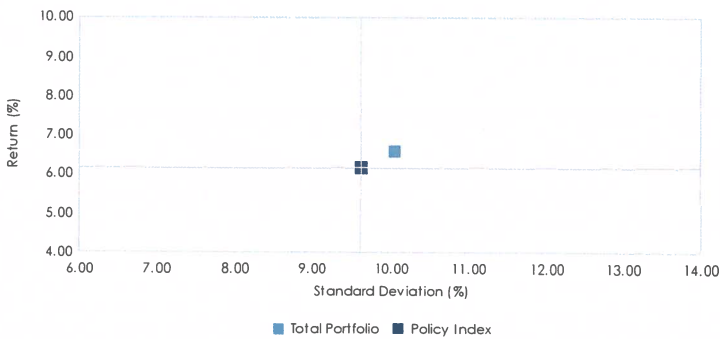
The rankings represent the portfolio's returns versus a peer universe. The rankings are on a scale of 1 to 100 with 1 being the best.

City of Tampa General Employees' Retirement Fund

Total Portfolio

For the Periods Ending September 30, 2023

10 Year Risk / Return



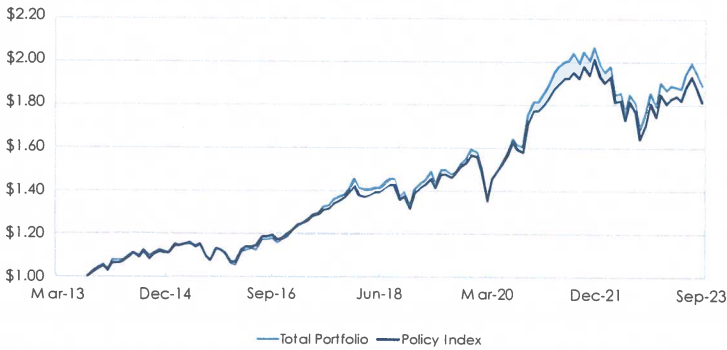
10 Year Portfolio Statistics

	Total Portfolio	Policy Index
Return (%)	6.57	6.15
Standard Deviation (%)	10.06	9.62
Sharpe Ratio	0.55	0.53

Benchmark Relative Statistics

Beta	1.04
Up Capture (%)	105.62
Down Capture (%)	103.34

10 Year Growth of a Dollar



10 Year Return Analysis

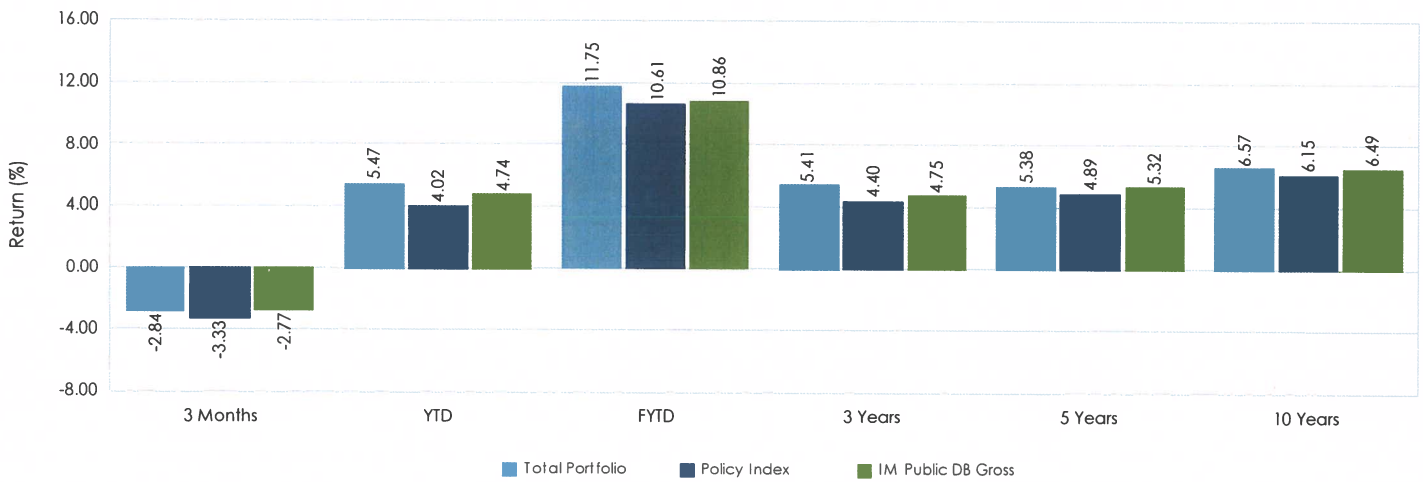
	Total Portfolio	Policy Index
Number of Months	120	120
Highest Monthly Return (%)	8.73	8.65
Lowest Monthly Return (%)	-10.04	-9.00
Number of Positive Months	78	81
Number of Negative Months	42	39
% of Positive Months	65.00	67.50

Statistics are calculated using monthly return data.
© 2023 Asset Consulting Group All Rights Reserved

City of Tampa General Employees' Retirement Fund

Total Portfolio

For the Periods Ending September 30, 2023



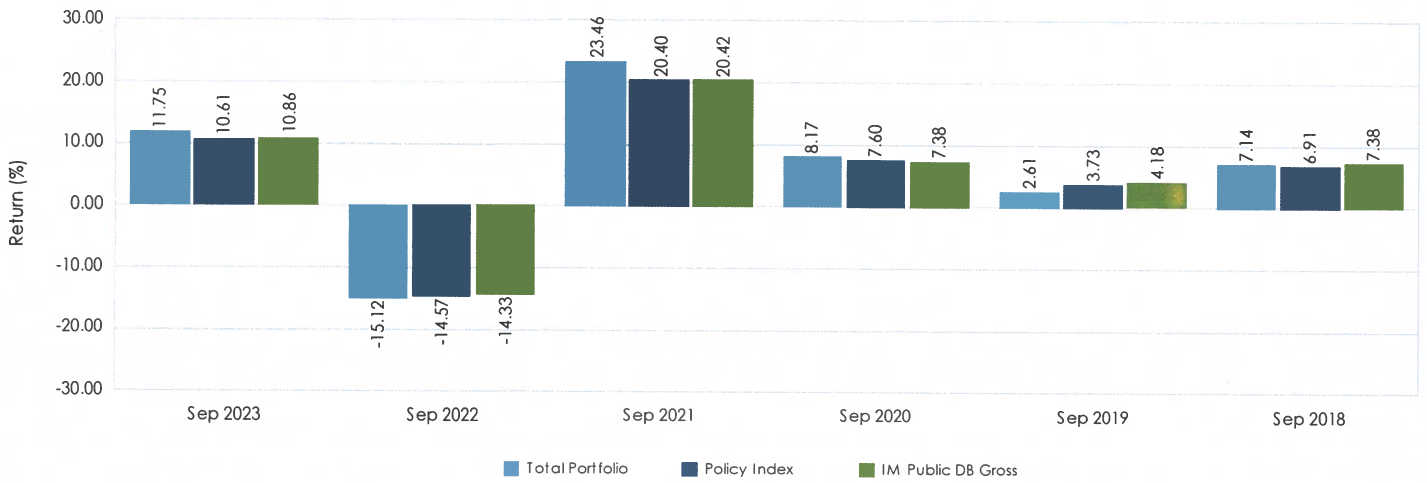
	3 Months	YTD	FYTD	3 Years	5 Years	10 Years
Ranking	53	25	34	33	48	44
5th Percentile	-0.95	6.98	14.21	7.68	7.07	7.78
25th Percentile	-2.07	5.47	12.23	5.81	5.91	7.03
50th Percentile	-2.77	4.74	10.86	4.75	5.32	6.49
75th Percentile	-3.30	3.89	9.29	3.72	4.58	5.87
95th Percentile	-3.83	2.71	6.44	1.97	3.46	4.69
Observations	353	349	346	339	328	289

The rankings represent the portfolio's returns versus a peer universe. The rankings are on a scale of 1 to 100 with 1 being the best.

City of Tampa General Employees' Retirement Fund

Total Portfolio

For the One Year Periods Ending September



	Sep 2023	Sep 2022	Sep 2021	Sep 2020	Sep 2019	Sep 2018
Ranking	34	63	17	38	86	58
5th Percentile	14.21	-6.95	25.58	12.00	6.33	10.51
25th Percentile	12.23	-11.81	22.10	9.06	5.03	8.65
50th Percentile	10.86	-14.33	20.42	7.38	4.18	7.38
75th Percentile	9.29	-16.12	18.52	5.93	3.35	6.37
95th Percentile	6.44	-19.04	14.86	2.94	1.60	4.54
Observations	346	357	368	376	336	265

The rankings represent the portfolio's returns versus a peer universe. The rankings are on a scale of 1 to 100 with 1 being the best.

City of Tampa General Employees' Retirement Fund

Rates of Return Summary & Universe Rankings

For the Periods Ending September 30, 2023

	Market Value (\$000s)	Actual Allocation (%)	3 Months (%)	Rank	YTD (%)	Rank	FYTD (%)	Rank	3 Years (%)	Rank	5 Years (%)	Rank	10 Years (%)
Total Portfolio (07/85)	746,164	100.00	-2.84	53	5.47	25	11.75	34	5.41	33	5.38	48	6.57
Policy Index ¹			-3.33		4.02		10.61		4.40		4.89		6.15
IM Public DB Gross			-2.77		4.74		10.86		4.75		5.32		6.49
Equity (01/11)	489,029	65.54	-3.77		10.08		22.13		7.83		6.70		8.34
Equity Composite Index ²			-3.73		8.62		20.25		7.37		5.91		7.83
US Large Cap Equity (04/02)	187,316	25.10	-1.90		18.50		30.45		12.16		10.95		12.96
Russell 1000			-3.15		13.01		21.19		9.53		9.63		11.63
Loomis Sayles Large Cap Growth (08/18)	91,463	12.26	-3.56	60	33.16	3	41.63	2	8.07	31	12.59	16	--
Russell 1000 Growth			-3.13		24.98		27.72		7.97		12.42		14.48
eA US Large Cap Growth Equity			-3.28		21.49		25.73		6.45		10.56		13.30
Dodge & Cox Incorporated (04/02)	95,853	12.85	0.03	8	7.24	18	21.33	16	16.90	10	9.02	23	11.03
Russell 1000 Value			-3.16		1.79		14.44		11.05		6.23		8.45
eA US Large Cap Value Equity			-2.26		2.80		16.01		12.50		7.45		9.52
US Small Cap Equity (01/99)	97,691	13.09	-3.84		5.46		13.55		11.06		5.90		8.59
Russell 2000			-5.13		2.54		8.93		7.16		2.40		6.65
WTC Small Cap 2000 (01/99)	48,319	6.48	-3.38	27	7.67	22	15.03	38	10.18	68	7.14	21	10.44
Russell 2000			-5.13		2.54		8.93		7.16		2.40		6.65
eA US Small Cap Core Equity			-4.49		4.44		13.56		11.49		5.32		8.76
Leeward Small Cap Value (07/16)	25,691	3.44	-2.74	54	0.22	80	10.65	79	16.76	46	5.76	41	--
Russell 2000 Value			-2.96		-0.53		7.84		13.32		2.59		6.19
eA US Small Cap Value Equity			-2.54		3.64		15.26		16.20		5.32		7.90
ClariVest Asset Management (07/07)	23,680	3.17	-5.90	35	7.05	37	13.81	28	7.52	18	3.64	71	8.54
Russell 2000 Growth			-7.32		5.24		9.59		1.09		1.55		6.72
eA US Small Cap Growth Equity			-6.62		5.70		10.66		2.91		5.20		9.23
Non-US Equity (03/03)	187,206	25.09	-5.80		4.77		19.79		2.70		3.05		3.55
Non-US Equity Index ³			-3.78		6.53		23.49		4.82		3.27		4.06

FYTD: Fiscal year ending September.

City of Tampa General Employees' Retirement Fund

Rates of Return Summary & Universe Rankings

For the Periods Ending September 30, 2023

	Market Value (\$000s)	Actual Allocation (%)	3 Months (%)	Rank	YTD (%)	Rank	FYTD (%)	Rank	3 Years (%)	Rank	5 Years (%)	Rank	10 Years (%)
International Developed Market	152,243	20.40											
WCM Focused Growth International (07/20)	72,551	9.72	-8.59	89	5.11	69	18.41	82	1.73	72	--	--	--
MSCI ACWI ex US			-3.68		5.82		21.02		4.24		3.07		3.83
MSCI ACWI ex US Growth			-7.26		2.90		16.22		-1.56		2.87		4.28
eA ACWI ex-US Large Cap Equity			-5.34		6.40		22.57		4.00		3.98		4.86
Fisher Investments (07/03) ⁴	0	0.00											
Marathon-London International Fund (08/15)	79,692	10.68	-3.52	44	6.79	50	26.01	31	6.27	36	3.64	46	--
MSCI EAFE NetDiv			-4.11		7.08		25.65		5.75		3.24		3.82
MSCI EAFE Value			0.68		10.63		32.46		11.85		3.47		3.59
eA EAFE All Cap Core Equity			-4.18		6.78		23.99		5.16		3.53		4.82
Emerging Markets Equity	34,963	4.69											
Aberdeen Asset Management (06/08)	34,963	4.69	-5.10	83	-0.33	86	9.48	86	-2.86	78	1.76	63	2.14
MSCI Emerging Markets			-2.79		2.16		12.17		-1.34		0.94		2.45
eA Global Emerging Mkts Equity			-3.10		4.00		14.55		0.36		2.42		3.51
Private Equity (12/21)	16,816	2.25	-0.77		8.08		3.52		--		--		--
Fixed Income (10/84)	154,671	20.73	-1.15		1.64		3.72		-1.20		2.20		2.23
Bloomberg US Aggregate			-3.23		-1.21		0.64		-5.21		0.10		1.13
Core Bonds	50,310	6.74											
Loop Capital Asset Management (03/97)	50,310	6.74	-3.26	79	-1.04	81	1.30	44	-5.07	83	0.18	94	1.40
Bloomberg US Aggregate			-3.23		-1.21		0.64		-5.21		0.10		1.13
eA US Core Fixed Income			-3.03		-0.63		1.23		-4.69		0.63		1.64
Multi Sector Fixed Income	49,391	6.62											
Manulife Strategic Fixed Income (10/20)	49,391	6.62	-2.15	72	1.28	64	4.59	73	-1.45	64	--	--	--
Bloomberg Multiverse			-3.46		-1.92		2.69		-6.62		-1.48		-0.28
eA Global Unconstrained Fixed Income			-0.87		2.05		6.21		-0.32		1.86		2.45

FYTD: Fiscal year ending September.

City of Tampa General Employees' Retirement Fund

Rates of Return Summary & Universe Rankings

For the Periods Ending September 30, 2023

	Market Value (\$000s)	Actual Allocation (%)	3 Months (%)	Rank	YTD (%)	Rank	FYTD (%)	Rank	3 Years (%)	Rank	5 Years (%)	Rank	10 Years (%)
Absolute Return	54,970	7.37											
JP Morgan Strategic Income Opportunities (10/20)	54,970	7.37	1.81	8	4.61	13	5.53	57	2.72	11	--	--	--
<i>Bloomberg US Aggregate</i>			-3.23		-1.21		0.64		-5.21		0.10		1.13
eA Global Unconstrained Fixed Income			-0.87		2.05		6.21		-0.32		1.86		2.45
Real Assets (07/02)	97,091	13.01	-0.86		-8.40		-13.87		4.35		2.82		5.50
<i>Real Assets Composite Index ⁵</i>			-2.10		-8.13		-12.88		6.19		4.73		6.58
Core Real Estate	96,722	12.96											
UBS Global Asset Management (09/00)	45,188	6.06	-1.42		-11.44		-16.05		2.26		0.82		4.88
<i>NFI ODCE Net</i>			-2.10		-8.13		-12.88		6.19		4.73		7.19
Blackstone Property Partners (07/17)	51,534	6.91	-0.30		-5.39		-11.73		7.69		6.31		--
<i>NFI ODCE Net</i>			-2.10		-8.13		-12.88		6.19		4.73		7.19
Opportunistic Real Estate (04/23)	370	0.05	-10.34		--		--		--		--		--
Cash and Equivalents (06/93)	5,372	0.72	1.19		3.44		4.29		1.70		1.68		1.16
<i>US T-Bills 90 Day</i>			1.31		3.60		4.47		1.70		1.72		1.11

Notes:

- ¹ Policy Index: Effective February 2021, the index consists of 21.00% Russell 1000, 11.00% Russell 2000, 17.00% MSCI EAFE, 10.00% MSCI ACWI, 6.00% MSCI Emerging Markets, 20.00% Bloomberg US Aggregate, 15.00% NFI ODCE Net.
- ² Equity Composite Index: Effective May 2014, the index consists of 33.00% MSCI EAFE, 42.00% Russell 1000, 8.00% MSCI Emerging Markets, 17.00% Russell 2000.
- ³ Non-US Equity Index: Effective June 2014, the index consists of 80.00% MSCI EAFE, 20.00% MSCI Emerging Markets.
- ⁴ Fisher balance is residual cash from transition to WCM Focused Growth International.
- ⁵ Real Assets Composite Index: Effective July 2017, the index consists of 100.0% NFI ODCE Net.

FYTD: Fiscal year ending September.

Real Estate Managers

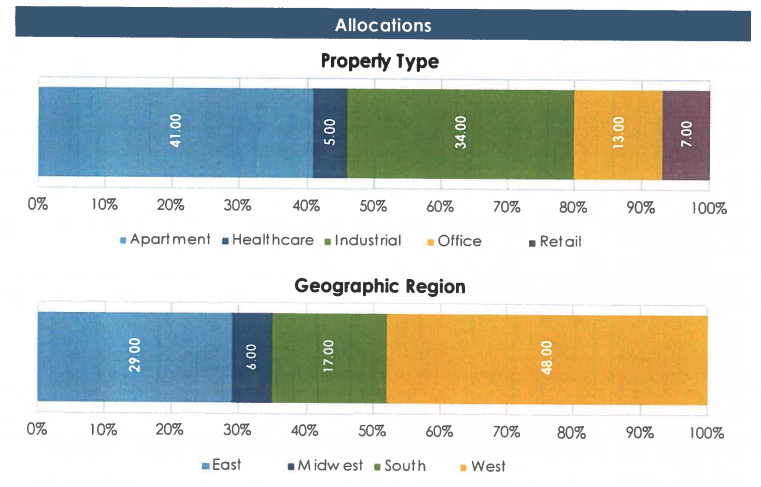
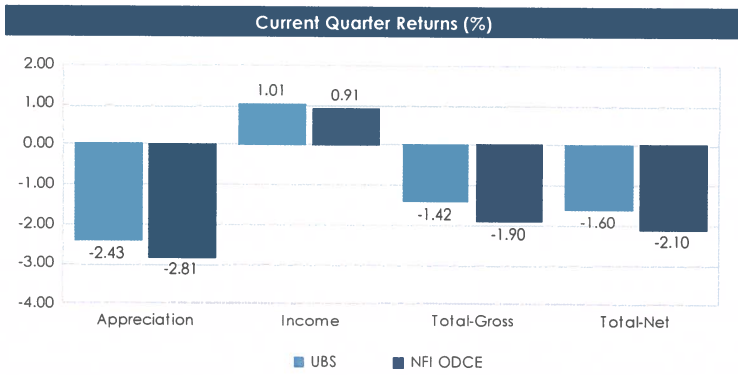
City of Tampa General Employees' Retirement Fund

UBS Global Asset Management

For the Periods Ending September 30, 2023

Account Description
▪ Strategy Core Real Estate
▪ Vehicle Limited Partnership
▪ Benchmark NFI ODCE Net
▪ Performance Inception Date September 2000
▪ Fees 95.5 bps on the first \$10M; 82.5 bps on the next \$15M; 80.5 bps on the next \$25M; 79 bps on the next \$50M
Performance Goals
▪ Outperform the NFI ODCE Net over rolling 3 year periods on an ongoing basis.

Account Information	
▪ Ending Market Value	\$45,187,954
Fund Information	
▪ Gross Market Value	\$14,600,000,000
▪ Net Market Value	\$11,500,000,000
▪ Quarter Income Return (%)	1.01
▪ Year Income Return (%)	3.65
▪ # of Properties	132
▪ # of Participants	436

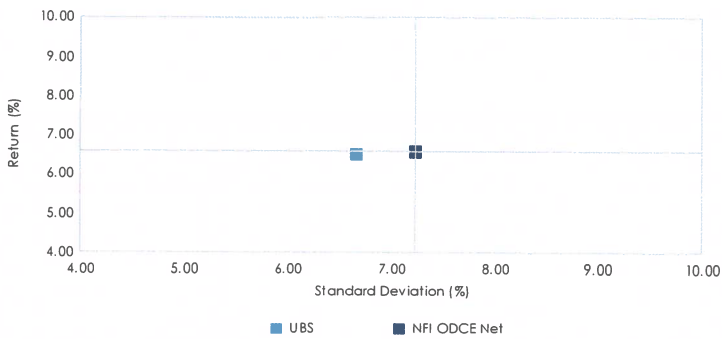


Characteristic and allocation charts represents the composite data of the UBS Trumbull Property Fund.
© 2023 Asset Consulting Group All Rights Reserved

UBS Global Asset Management

For the Periods Ending September 30, 2023

23 Year Risk / Return



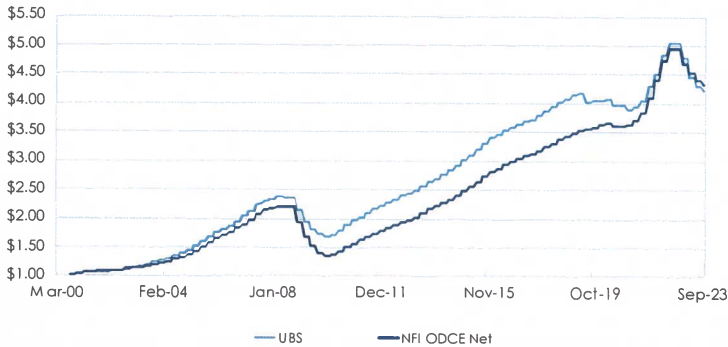
23 Year Portfolio Statistics

	UBS	NFI ODCE Net
Return (%)	6.48	6.57
Standard Deviation (%)	6.66	7.23
Sharpe Ratio	0.75	0.71

Benchmark Relative Statistics

Beta	0.87
R Squared (%)	89.91
Alpha (%)	0.72
Tracking Error (%)	2.31
Batting Average (%)	18.84
Up Capture (%)	91.83
Down Capture (%)	88.00

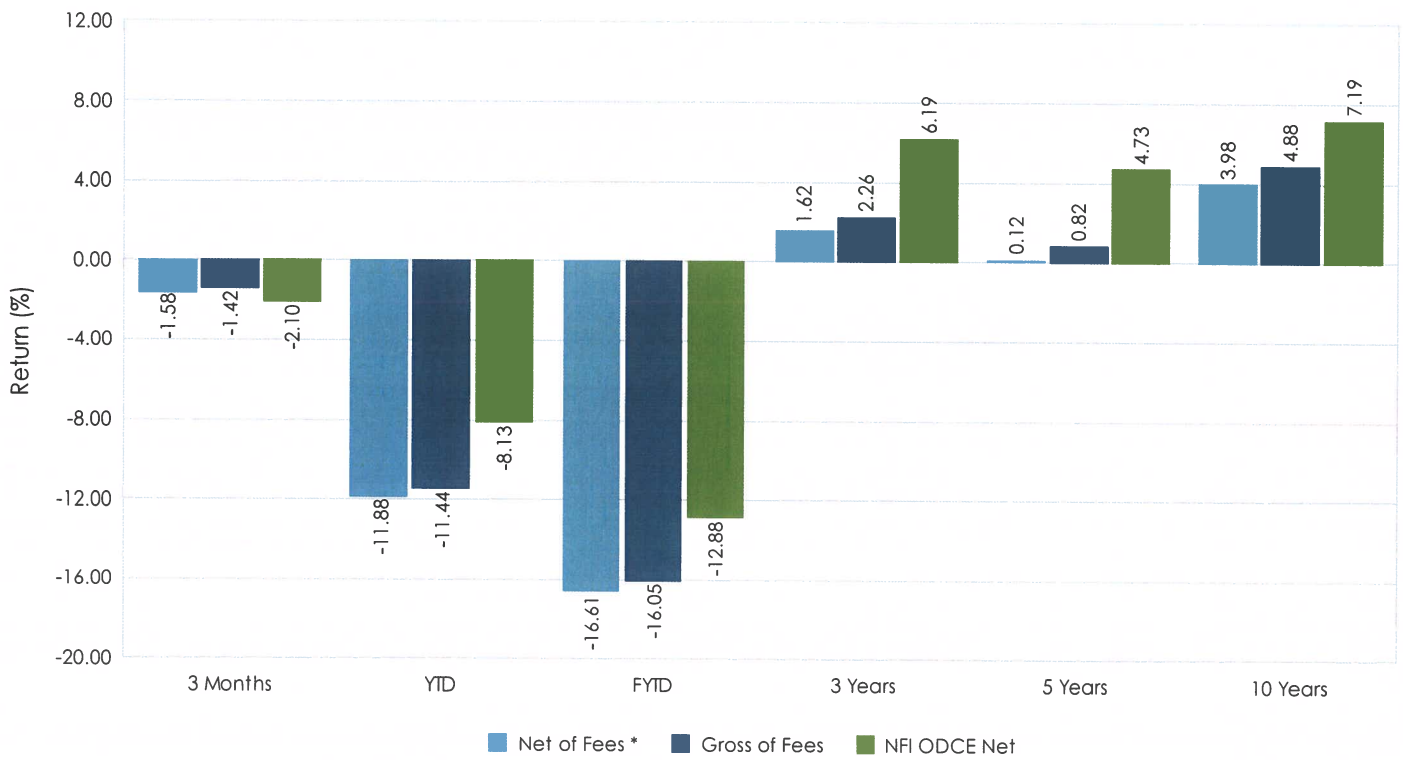
23 Year Growth of a Dollar



23 Year Return Analysis

	UBS	NFI ODCE Net
Number of Months	276	276
Highest Monthly Return (%)	7.39	7.66
Lowest Monthly Return (%)	-10.41	-13.89
Number of Positive Months	258	265
Number of Negative Months	18	11
% of Positive Months	93.48	96.01

UBS Global Asset Management
 For the Periods Ending September 30, 2023



* Performance is calculated using net of fee returns.
 © 2023 Asset Consulting Group All Rights Reserved

UBS Global Asset Management
For the One Year Periods Ending September



* Performance is calculated using net of fee returns.
© 2023 Asset Consulting Group All Rights Reserved

Blackstone Property Partners

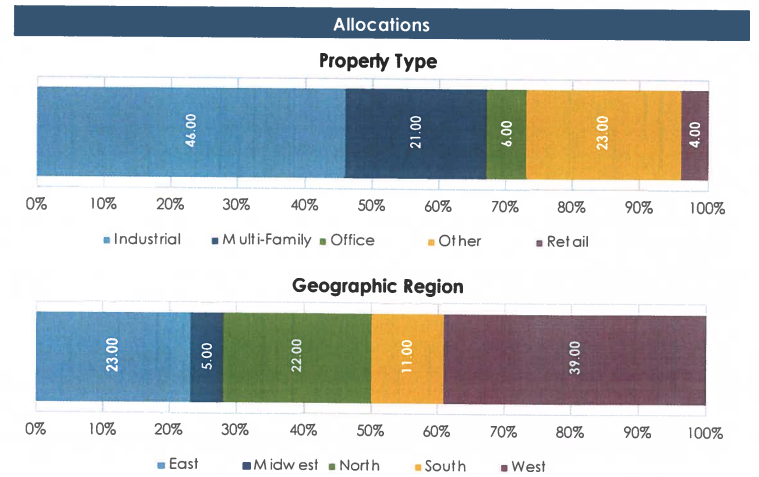
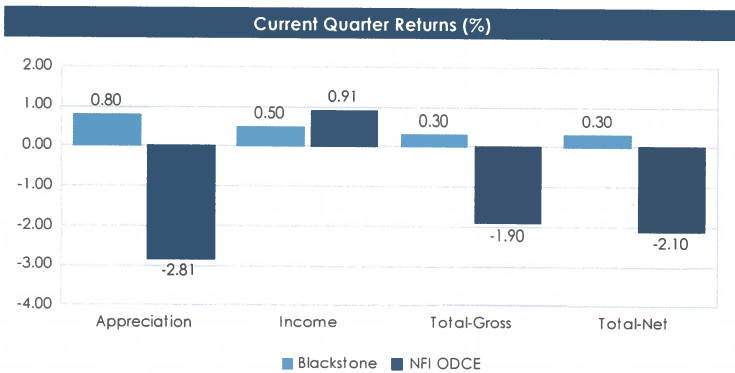
For the Periods Ending September 30, 2023

Account Description
▪ Strategy Opportunistic Real Estate
▪ Vehicle Limited Partnership
▪ Benchmark NFI ODCE Net
▪ Performance Inception Date July 2017
▪ Fees 100 bps on NAV plus an annual incentive of 10%, subject to a preferred return of 7%

Account Information	
▪ Ending Market Value	\$51,533,715

Fund Information	
▪ Gross Market Value	\$31,200,000,000
▪ Net Market Value	\$14,800,000,000
▪ # of Properties	49

Performance Goals
▪ Outperform the total return of the NFI ODCE Net.

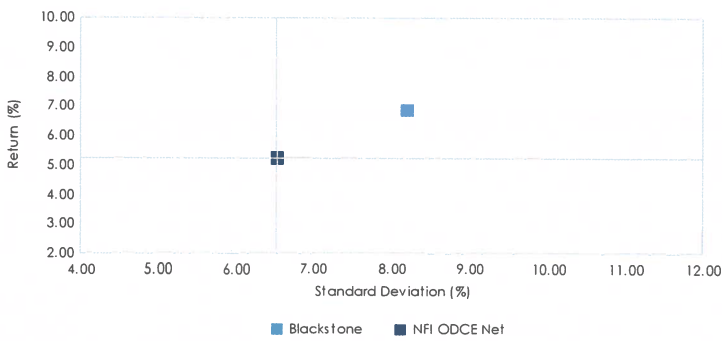


Characteristic and allocation charts represents data of the Blackstone Property Partners (Limited Partnership).
 © 2023 Asset Consulting Group All Rights Reserved

Blackstone Property Partners

For the Periods Ending September 30, 2023

6 Year Risk / Return



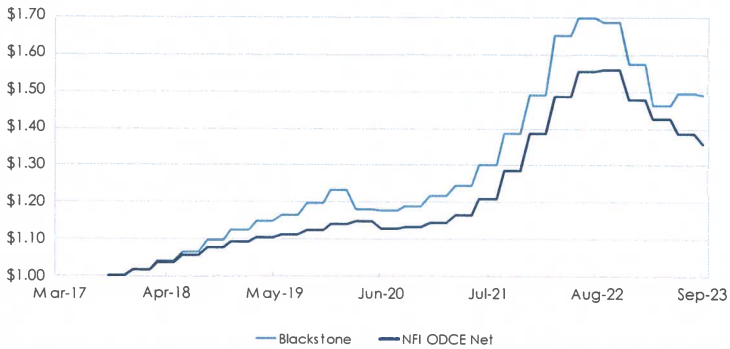
6 Year Portfolio Statistics

	Blackstone	NFI ODCE Net
Return (%)	6.85	5.22
Standard Deviation (%)	8.20	6.52
Sharpe Ratio	0.63	0.55

Benchmark Relative Statistics

Beta	1.10
R Squared (%)	76.74
Alpha (%)	1.13
Tracking Error (%)	4.01
Batting Average (%)	22.22
Up Capture (%)	116.93
Down Capture (%)	84.23

6 Year Growth of a Dollar

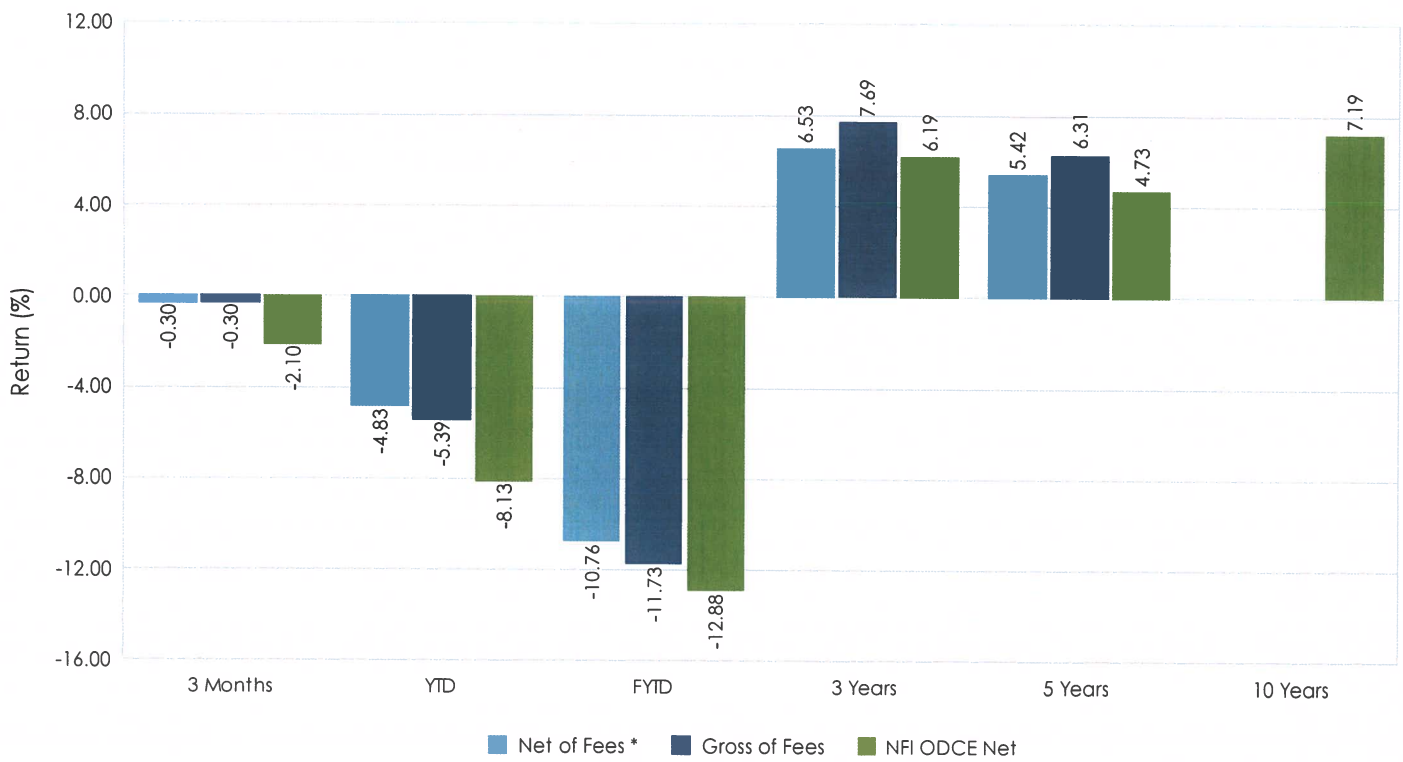


6 Year Return Analysis

	Blackstone	NFI ODCE Net
Number of Months	72	72
Highest Monthly Return (%)	10.76	7.66
Lowest Monthly Return (%)	-7.00	-5.17
Number of Positive Months	66	67
Number of Negative Months	6	5
% of Positive Months	91.67	93.06

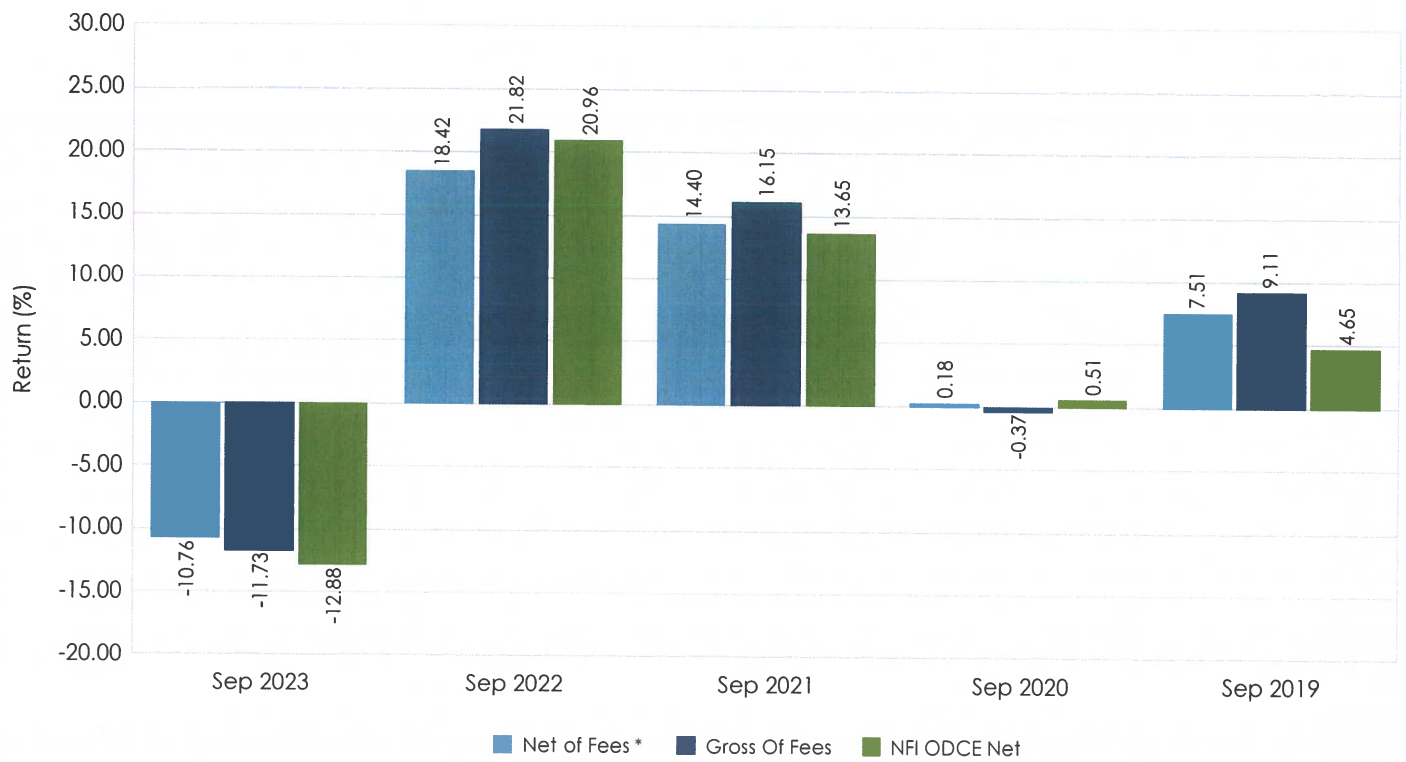
Blackstone Property Partners

For the Periods Ending September 30, 2023



* Performance is calculated using net of fee returns.
 © 2023 Asset Consulting Group All Rights Reserved

Blackstone Property Partners
 For the One Year Periods Ending September



* Performance is calculated using net of fee returns.
 © 2023 Asset Consulting Group All Rights Reserved

City of Tampa General Employees' Retirement Fund

Opportunistic Real Estate

For the Period Ending September 30, 2023

Summary of Cash Flows for 3 Months

Cash Outflows	Cash Inflows	Net Cash Flows
-37,500	-	-37,500

Summary of Portfolio Inception to Date

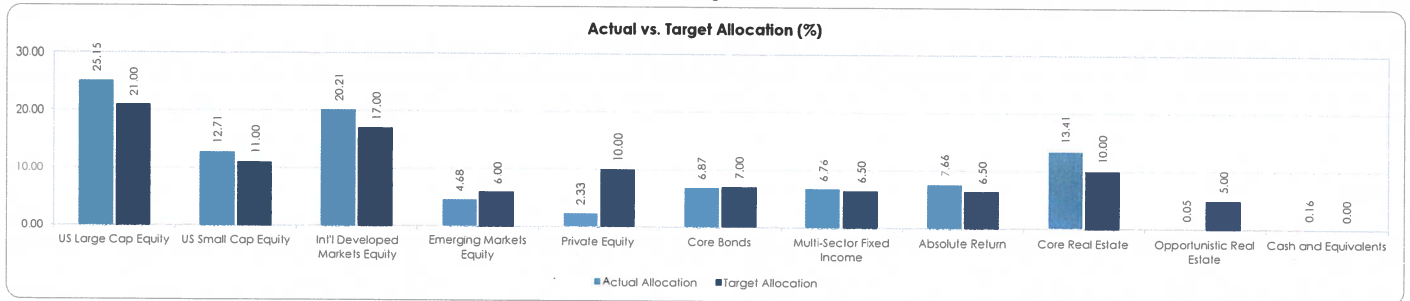
	Inception Date	Committed	Drawn to Date	Remaining Commitment	Distributions to Date	Adjusted Ending Value	Total Value	Total Value to Paid-in	Annualized IRR (%)
Total	Mar-23	10,000,000	464,023	9,626,811	-	369,682	369,682	0.80x	NM
Blackstone Real Estate Partners X	Mar-23	10,000,000	464,023	9,626,811	-	369,682	369,682	0.80x	NM

Cash Flow Activity for 3 Months

Fund Name	Date	Transaction Type	Cash Outflows	Cash Inflows	Net Cash Flows
Total			-37,500	-	-37,500
Blackstone Real Estate Partners X	7/30/2023	Capital Call for Fees - No Commitment	-37,500	-	

October 2023 ASAP

City of Tampa General Employees' Retirement Fund
For the Periods Ending October 31, 2023



Asset Class	Market Value (\$000s)	Actual Allocation (%)	Target Allocation (%)	Over/Under (%)	Range Min - Max (%)
Total Portfolio	721,379	100.00	100.00		
Equity	469,529	65.09	65.00	0.09	55.00 - 75.00
US Large Cap Equity	181,398	25.15	21.00	4.15	15.00 - 30.00
US Small Cap Equity	91,717	12.71	11.00	1.71	5.00 - 15.00
Int'l Developed Markets Equity	145,804	20.21	17.00	3.21	10.00 - 25.00
Emerging Markets Equity	33,794	4.68	6.00	-1.32	0.00 - 10.00
Private Equity	16,816	2.33	10.00	-7.67	0.00 - 15.00
Fixed Income	153,588	21.29	20.00	1.29	15.00 - 30.00
Core Bonds	49,578	6.87	7.00	-0.13	5.00 - 15.00
Multi-Sector Fixed Income	48,759	6.76	6.50	0.26	0.00 - 12.50
Absolute Return	55,251	7.66	6.50	1.16	0.00 - 12.50
Real Assets	97,091	13.46	15.00	-1.54	5.00 - 20.00
Core Real Estate	96,722	13.41	10.00	3.41	5.00 - 15.00
Opportunistic Real Estate	370	0.05	5.00	-4.95	0.00 - 10.00
Cash and Equivalents	1,171	0.16	0.00	0.16	

City of Tampa General Employees' Retirement Fund
For the Periods Ending October 31, 2023

	Market Value (\$000s)	Actual Allocation (%)	FYTD (%)	YTD (%)	1 Year (%)	3 Years (%)	5 Years (%)	10 Years (%)	Since Inception (%)
Total Portfolio (07/85)	721,379	100.00	-2.74	2.57	4.34	4.57	6.05	5.99	8.17
Net of Fees *			-2.76	2.25	3.93	4.00	5.47	5.41	--
	<i>Policy Index</i> ¹		-2.79	1.11	3.42	3.84	5.40	5.57	--
US Large Cap Equity (04/02)	181,398	25.15	-3.16	14.75	15.82	11.79	11.86	12.07	9.47
Net of Fees *			-3.16	14.43	15.39	11.36	11.36	11.61	--
	<i>Russell 1000</i>		-2.42	10.28	9.48	9.53	10.71	10.88	8.39
US Small Cap Equity (01/99)	91,717	12.71	-6.11	-0.99	-3.60	7.63	7.01	7.60	10.14
Net of Fees *			-6.11	-1.51	-4.28	6.91	6.26	6.85	--
	<i>Russell 2000</i>		-6.82	-4.45	-8.56	3.95	3.31	5.63	7.09
Non US Equity (03/03)	179,598	24.90	-4.03	0.55	10.72	1.48	4.11	2.82	7.06
Net of Fees *			-4.06	0.07	10.02	0.83	3.46	2.15	--
	<i>Non-US Equity Index</i> ²		-4.01	2.26	14.31	4.38	4.18	3.28	7.56
Private Equity (12/21) *	16,816	2.33	0.00	8.08	3.52	--	--	--	-3.74
Fixed Income (10/84)	153,588	21.29	-0.68	0.95	3.23	-1.41	2.41	2.08	5.89
Net of Fees *			-0.73	0.63	2.86	-1.77	2.10	1.81	--
	<i>Bloomberg US Aggregate</i>		-1.58	-2.77	0.36	-5.57	-0.06	0.88	5.97
Real Assets (07/02)⁵	97,091	13.46	0.00	-8.40	-13.87	4.35	2.82	5.35	6.83
Net of Fees *			0.00	-8.34	-13.67	3.41	1.98	4.42	--
	<i>Real Assets Composite Index</i> ³		0.00	-8.13	-12.88	6.19	4.73	6.43	--
Cash and Equivalents (06/93)	1,171	0.16	0.46	3.91	4.51	1.85	1.74	1.21	2.65
	<i>US T-Bills 90 Day</i>		0.45	4.06	4.77	1.85	1.77	1.16	2.46

¹ Policy Index: Effective February 2021, the index consists of 21.00% Russell 1000, 11.00% Russell 2000, 17.00% MSCI EAFE, 10.00% MSCI ACWI, 6.00% MSCI Emerging Markets, 20.00% Bloomberg US Aggregate, 15.00% NFI ODCE Net.

² The Non US Equity Index consists of 80% MSCI EAFE and 20% MSCI Emerging Markets Index. Prior to June 2014, the Non U.S. Equity Policy Index consisted of 75% MSCI EAFE, 12.5% MSCI EAFE SMID NetDiv, and 12.5% MSCI Emerging Markets Index.

³ The Real Assets Composite Index consists of 100% NFI ODCE Net. Prior to July 2017, the Real Assets Composite Index consisted of 50% NFI ODCE Net and 50% FTSE EPRA/NAREIT Developed RE Index.

City of Tampa General Employees' Retirement Fund

For the Periods Ending October 31, 2023

	Market Value (\$000s)	Actual Allocation (%)	FYTD (%)	YTD (%)	1 Year (%)	3 Years (%)	5 Years (%)	10 Years (%)	Since Inception (%)
US Large Cap Equity (04/02)	181,398	25.15	-3.16	14.75	15.82	11.79	11.86	12.07	9.47
Net of Fees *			-3.16	14.43	15.39	11.36	11.36	11.61	--
Russell 1000			-2.42	10.28	9.48	9.53	10.71	10.88	8.39
Loomis Sayles Large Cap Growth (08/18)	88,998	12.34	-2.70	29.57	29.78	7.99	13.94	--	12.13
Net of Fees *			-2.70	29.15	29.21	7.52	13.32	--	11.54
Russell 1000 Growth			-1.42	23.20	18.95	8.70	14.22	13.82	12.74
Dodge & Cox Incorporated (04/02)	92,400	12.81	-3.60	3.38	4.96	16.20	9.50	10.17	8.95
Net of Fees *			-3.60	3.13	4.62	15.83	9.15	9.82	--
Russell 1000 Value			-3.53	-1.80	0.13	10.21	6.60	7.60	7.02
US Small Cap Equity (01/99)	91,717	12.71	-6.11	-0.99	-3.60	7.63	7.01	7.60	10.14
Net of Fees *			-6.11	-1.51	-4.28	6.91	6.26	6.85	--
Russell 2000			-6.82	-4.45	-8.56	3.95	3.31	5.63	7.09
WTC SC 2000 (01/99)	45,093	6.25	-6.68	0.49	-1.59	6.48	8.05	9.39	10.79
Net of Fees *			-6.68	0.03	-2.18	5.88	7.40	8.74	--
Russell 2000			-6.82	-4.45	-8.56	3.95	3.31	5.63	7.09
ClariVest Asset Management (07/07)	22,185	3.08	-6.31	0.29	-3.68	4.49	4.99	7.50	6.49
Net of Fees *			-6.31	-0.35	-4.50	3.65	4.10	6.60	--
Russell 2000 Growth			-7.71	-2.87	-7.63	-1.83	2.68	5.67	6.32
Leeward Small Cap Value (07/16)	24,438	3.39	-4.88	-4.66	-7.03	13.37	6.97	--	7.61
Net of Fees *			-4.88	-5.21	-7.74	12.53	6.15	--	6.81
Russell 2000 Value			-5.97	-6.46	-9.93	9.73	3.26	5.20	6.00
Non US Equity (03/03)	179,598	24.90	-4.03	0.55	10.72	1.48	4.11	2.82	7.06
Net of Fees *			-4.06	0.07	10.02	0.83	3.46	2.15	--
Non-US Equity Index ²			-4.01	2.26	14.31	4.38	4.18	3.28	7.56
Int'l Developed Markets Equity									
Marathon-London International Fund (08/15)	76,071	10.55	-4.52	1.97	14.71	5.66	4.56	--	3.71
Net of Fees *			-4.54	1.67	14.18	5.20	4.14	--	3.24
MSCI EAFE NetDiv			-4.05	2.74	14.40	5.73	4.10	3.05	3.13
MSCI EAFE Value			-4.39	5.78	18.96	11.71	3.96	2.71	2.90
WCM Focused Growth International (07/20)	69,733	9.67	-3.82	1.09	7.82	0.62	--	--	2.99
Net of Fees *			-3.88	0.47	7.04	-0.13	--	--	2.23
MSCI ACWI ex US			-4.11	1.47	12.66	3.54	3.96	3.03	4.43
MSCI ACWI ex US Growth			-3.88	-1.09	9.55	-2.28	4.09	3.53	0.32
Emerging Markets Equity									
Aberdeen Asset Management (06/08)	33,794	4.68	-3.34	-3.66	7.81	-5.24	2.63	1.35	3.47
Net of Fees *			-3.34	-4.28	6.89	-6.03	1.71	0.42	--
MSCI Emerging Markets			-3.87	-1.80	11.26	-3.30	1.98	1.56	0.97
Private Equity (12/21) *	16,816	2.33	0.00	8.08	3.52	--	--	--	-3.74

City of Tampa General Employees' Retirement Fund
For the Periods Ending October 31, 2023

	Market Value (\$000s)	Actual Allocation (%)	FYTD (%)	YTD (%)	1 Year (%)	3 Years (%)	5 Years (%)	10 Years (%)	Since Inception (%)
Fixed Income (10/84)	153,588	21.29	-0.68	0.95	3.23	-1.41	2.41	2.08	5.89
Net of Fees *			-0.73	0.63	2.86	-1.77	2.10	1.81	--
Bloomberg US Aggregate			-1.58	-2.77	0.36	-5.57	-0.06	0.88	5.97
Core Bonds									
Loop Capital Asset Management (03/97)	49,578	6.87	-1.45	-2.47	1.06	-5.39	0.09	1.16	4.32
Net of Fees *			-1.45	-2.63	0.84	-5.59	-0.11	0.95	--
Bloomberg US Aggregate			-1.58	-2.77	0.36	-5.57	-0.06	0.88	3.95
Multi-Sector Fixed Income									
Manulife Strategic Fixed Income (10/20)	48,759	6.76	-1.28	-0.01	2.71	-1.98	--	--	-1.82
Net of Fees *			-1.36	-0.33	2.38	-2.30	--	--	-2.14
Bloomberg Multiverse			-1.18	-3.08	2.05	-7.02	-1.50	-0.50	-6.81
Absolute Return									
JP Morgan Strategic Income Opportunities (10/20)	55,251	7.66	0.56	5.20	6.07	2.86	--	--	2.83
Net of Fees *			0.51	4.73	5.51	2.32	--	--	2.29
Bloomberg US Aggregate			-1.58	-2.77	0.36	-5.57	-0.06	0.88	-5.56
Real Assets (07/02) ⁵	97,091	13.46	0.00	-8.40	-13.87	4.35	2.82	5.35	6.83
Net of Fees *			0.00	-8.34	-13.67	3.41	1.98	4.42	--
Real Assets Composite Index ³			0.00	-8.13	-12.88	6.19	4.73	6.43	--
Core Real Estate									
UBS Global Asset Management (09/00) ⁴	45,188	6.26	0.00	-11.44	-16.05	2.26	0.82	4.88	6.66
Net of Fees *			0.00	-11.88	-16.61	1.62	0.12	3.98	--
NFI ODCE Net			0.00	-8.13	-12.88	6.19	4.73	7.19	6.68
Blackstone Property Partners (07/17) ⁴	51,534	7.14	0.00	-5.39	-11.73	7.69	6.31	--	6.96
Net of Fees *			0.00	-4.83	-10.76	6.53	5.42	--	5.85
NFI ODCE Net			0.00	-8.13	-12.88	6.19	4.73	7.19	5.21
Opportunistic Real Estate (04/23) *	370	0.05	0.00	--	--	--	--	--	-35.99
Cash and Equivalents (06/93)	1,171	0.16	0.46	3.91	4.51	1.85	1.74	1.21	2.65

Dates behind managers reflect the first full month of performance.

FYTD, Fiscal year ending September.

⁴ Market value as of 9/30/23. Updated valuation available quarterly.

* Net of Manager Fees

City of Tampa General Employees' Retirement Fund

Private Equity

For the Period Ending October 31, 2023

Summary of Cash Flows for 1 Month

Cash Outflows	Cash Inflows	Net Cash Flows
-	-	-

Summary of Portfolio Inception to Date

	Inception Date	Committed	Drawn to Date	Remaining Commitment	Distributions to Date	Adjusted Ending Value	Total Value	Total Value to Paid-in
Total	Nov-21	80,000,000	17,377,658	62,863,016	240,674	16,816,168	17,056,842	0.98x
General Atlantic Investment Partners 2021	Nov-21	25,000,000	14,777,658	10,463,016	240,674	14,216,168	14,456,842	0.98x
TrueBridge Capital Partners Fund VIII	Sep-23	10,000,000	200,000	9,800,000	-	200,000	200,000	1.00x
TrueBridge Secondaries I	Sep-23	10,000,000	2,400,000	7,600,000	-	2,400,000	2,400,000	1.00x
Clayton, Dubilier & Rice Fund XII		35,000,000	-	35,000,000	-	-	-	-

Cash Flow Activity for 1 Month

Fund Name	Date	Transaction Type	Cash Outflows	Cash Inflows	Net Cash Flows
Total			-	-	-

City of Tampa General Employees' Retirement Fund

Opportunistic Real Estate

For the Period Ending October 31, 2023

Summary of Cash Flows for 1 Month

Cash Outflows	Cash Inflows	Net Cash Flows
-	-	-

Summary of Portfolio Inception to Date

	Inception Date	Committed	Drawn to Date	Remaining Commitment	Distributions to Date	Adjusted Ending Value	Total Value	Total Value to Paid-in
Total	Mar-23	10,000,000	464,023	9,626,811	-	369,682	369,682	0.80x
Blackstone Real Estate Partners X	Mar-23	10,000,000	464,023	9,626,811	-	369,682	369,682	0.80x

Cash Flow Activity for 1 Month

Fund Name	Date	Transaction Type	Cash Outflows	Cash Inflows	Net Cash Flows
Total			-	-	-

Market Overview

For the Periods Ending October 31, 2023

	FYTD (%)	YTD (%)	1 Year (%)	3 Years (%)	5 Years (%)	10 Years (%)
Equity Markets - Core						
S&P 500	-2.10	10.69	10.14	10.36	11.01	11.18
Russell 1000	-2.42	10.28	9.48	9.53	10.71	10.88
Russell 2000	-6.82	-4.45	-8.56	3.95	3.31	5.63
Russell 2500	-6.07	-2.70	-4.63	5.51	5.48	6.89
Russell Mid Cap	-5.00	-1.28	-1.01	6.04	7.14	8.05
Equity Markets - Growth						
S&P 500 Growth	-2.41	15.26	11.90	7.04	11.77	12.66
Russell 1000 Growth	-1.42	23.20	18.95	8.70	14.22	13.82
Russell 2000 Growth	-7.71	-2.87	-7.63	-1.83	2.68	5.67
Russell 2500 Growth	-6.94	-1.70	-4.80	-1.77	5.22	7.35
Russell Mid Cap Growth	-5.10	4.28	3.35	0.79	8.09	9.09
NASDAQ Comp	-2.78	22.78	16.96	5.61	11.96	12.61
Equity Markets - Value						
S&P 500 Value	-1.73	5.71	7.69	13.49	9.23	8.98
Russell 1000 Value	-3.53	-1.80	0.13	10.21	6.60	7.60
Russell 2000 Value	-5.97	-6.46	-9.93	9.73	3.26	5.20
Russell 2500 Value	-5.61	-3.77	-4.94	10.33	4.65	5.90
Russell Mid Cap Value	-4.95	-4.44	-3.56	8.78	5.69	6.89
International Markets						
MSCI EAFE NetDiv	-4.05	2.74	14.40	5.73	4.10	3.05
MSCI EAFE Growth	-3.68	0.77	11.16	0.79	4.82	4.14
MSCI EAFE Value	-4.39	5.78	18.96	11.71	3.96	2.71
MSCI World ex US	-4.21	2.75	13.20	6.52	4.81	3.57
MSCI World	-2.88	8.34	11.05	8.66	8.82	8.11
MSCI Emerging Markets	-3.87	-1.80	11.26	-3.30	1.98	1.56
Fixed Income						
ICE BofA ML 1 Yr Treasury Note	0.45	3.36	4.07	0.75	1.51	1.05
ICE BofA ML High Yield Master II	-1.22	4.67	5.82	1.24	2.88	3.78
Bloomberg Intermediate Agg	-0.98	-1.28	1.22	-3.92	0.28	0.89
Bloomberg US Aggregate	-1.58	-2.77	0.36	-5.57	-0.06	0.88
Bloomberg Intermediate G/C	-0.46	0.19	2.18	-3.01	0.95	1.16
Bloomberg US Credit	-1.78	-1.75	2.69	-5.33	0.78	1.79
FTSE World Govt Bond	-1.10	-3.75	0.45	-9.00	-2.57	-1.40
Real Assets						
NFI ODCE Net	0.00	-8.13	-12.88	6.19	4.73	7.19

Rebalance Recommendation

City of Tampa General Employees' Retirement Fund
Rebalance Recommendations
 Unaudited Market Values as of November 15, 2023

	Nov 15, 2023 Market Value (\$)	Actual Allocation (%)	Target Allocation (%)	Range Min-Max	Over/Under Target (%)	Target Market Value (\$)	Over/Under Target (\$)	Proposed Adjustments (\$)	Adjusted Market Value (\$)	Adjusted Asset Allocation (%)
Total Portfolio	730,651,190	100.00	100.00		0.00	730,651,190	0	-10,200,000	720,451,190	100.00
Equity	477,476,128	65.35	65.00	55 - 75	0.35	474,923,273	2,552,855	-10,200,000	467,276,128	64.86
US Large Cap Equity	184,691,855	25.28	21.00	15 - 30	4.28	153,436,750	31,255,105	-5,200,000	179,491,855	24.91
Loomis Sayles Large Cap Growth	88,997,938	12.18	10.50		1.68	76,718,375	12,279,563		88,997,938	12.35
Dodge & Cox Incorporated	95,693,917	13.10	10.50		2.60	76,718,375	18,975,542	-5,200,000	90,493,917	12.56
US Small Cap Equity	95,073,171	13.01	11.00	5 - 15	2.01	80,371,631	14,701,540	0	95,073,171	13.20
Leeward Small Cap Value	25,960,515	3.55	2.50		1.05	18,266,280	7,694,235		25,960,515	3.60
WTC Small Cap 2000	45,093,418	6.17	6.00		0.17	43,839,071	1,254,346		45,093,418	6.26
Clarivest Asset Management	24,019,238	3.29	2.50		0.79	18,266,280	5,752,959		24,019,238	3.33
Intl Developed Markets Equity	145,804,025	19.96	17.00	10 - 25	2.96	124,210,702	21,593,323	-5,000,000	140,804,025	19.54
Marathon-London International Fund	76,070,661	10.41	8.50		1.91	62,105,351	13,965,310	-5,000,000	71,070,661	9.86
WCM Focused Growth International	69,733,364	9.54	8.50		1.04	62,105,351	7,628,013		69,733,364	9.68
Emerging Markets Equity	33,794,014	4.63	6.00	0 - 10	-1.37	43,839,071	-10,045,058	0	33,794,014	4.69
Aberdeen Asset Management	33,794,014	4.63	6.00		-1.37	43,839,071	-10,045,058		33,794,014	4.69
Private Equity	18,113,064	2.48	10.00	0 - 15	-7.52	73,065,119	-54,952,055	0	18,113,064	2.51
Fixed Income	154,915,635	21.20	20.00	15 - 30	1.20	146,130,238	8,785,397	0	154,915,635	21.50
Core Bonds	50,898,344	6.97	7.00	5 - 15	-0.03	51,145,583	-247,239	0	50,898,344	7.06
Loop Capital Asset Management	50,898,344	6.97	7.00		-0.03	51,145,583	-247,239		50,898,344	7.06
Multi-Sector Fixed Income	48,717,962	6.67	6.50	0 - 12.5	0.17	47,492,327	1,225,635	0	48,717,962	6.76
Manulife Strategic Fixed Income	48,717,962	6.67	6.50		0.17	47,492,327	1,225,635		48,717,962	6.76
Absolute Return	55,299,329	7.57	6.50	0 - 12.5	1.07	47,492,327	7,807,001	0	55,299,329	7.68
JP Morgan Strategic Income Opportunities	55,299,329	7.57	6.50		1.07	47,492,327	7,807,001		55,299,329	7.68
Real Assets	97,128,850	13.29	15.00	5 - 20	-1.71	109,597,678	-12,468,828	0	97,128,850	13.48
Core Real Estate	96,721,668	13.24	10.00	5 - 15	3.24	73,065,119	23,656,549	0	96,721,668	13.43
Blackstone Property Partners	51,533,715	7.05	5.00		2.05	36,532,559	15,001,155		51,533,715	7.15
UBS Global Asset Management	45,187,954	6.18	5.00		1.18	36,532,559	8,655,394		45,187,954	6.27
Opportunistic Real Estate	407,182	0.06	5.00	0 - 10	-4.94	36,532,559	-36,125,377	0	407,182	0.06
Cash and Equivalents	1,130,576	0.15	0.00		0.15	0	1,130,576	0	1,130,576	0.16

¹ Market Value as of 10/31/2023

² Market Value as of 9/30/2023

Run Date: 11/16/2023

Disclaimer and Legal Notice

Information Disclaimer:

This report was prepared by ACG using information from sources that may include the following: client's custodian(s); client's investment manager(s); ACG Investment Manager Database and Client Reporting Tool; third party data vendors; and other outside sources as may be directed by the client. Index Characteristics utilized in this report are obtained from third party data providers and may be different than index characteristics reported by investment managers/funds due to varied calculation methodologies and data sources. Although the information presented herein has been obtained from and is based upon sources ACG believes to be reliable, no representation or warranty, express or implied, is made as to the accuracy or completeness of that information. Accordingly, ACG does not itself endorse or guarantee, and does not itself assume liability whatsoever for, the accuracy or reliability of any third party data or the financial information contained herein.

The information presented herein is for informational purposes only and is not intended as an offer to sell or the solicitation of an offer to purchase a security.

This report is provided as a management tool for the client's internal use only. Information contained in this report does not constitute a recommendation by ACG.

This report may contain confidential or proprietary information and may not be copied or redistributed to any party not legally entitled to receive it.

Past performance is not indicative of future results. Any comparison to an index is for comparative purposes only. An investment cannot be made directly into an index. Indices are unmanaged and do not reflect the deduction of advisory fees.

This report is distributed with the understanding that it is not rendering accounting, legal or tax advice. Please consult your legal or tax advisor concerning such matters. No assurance can be given that the investment objectives described herein will be achieved and investment results may vary substantially on a quarterly, annual or other periodic basis. There is no representation or warranty as to the current accuracy of, nor liability for, decisions based on such information.

**Tampa GE Retirement Benefits & Estate Payments
Consent Agenda - November 2023**

DEFERRED TO LONGEVITY RETIREMENT

<u>Employee Number</u>	<u>Employee Name</u>	<u>Date of Birth</u>	<u>Membership Separation</u>		<u>Division</u>	<u>Creditable Service</u>		<u>Department</u>
			<u>Date</u>	<u>Date</u>		<u>Yrs</u>	<u>Mos</u>	
39034	Black, Regina	11/24/1961	6/21/1982	1/25/1996	B	13	7	Water
34008	Clarke, Samuel	6/14/1958	12/8/1986	4/20/2005	B	18	5	Wastewater

LONGEVITY RETIREMENT

<u>Employee Number</u>	<u>Employee Name</u>	<u>Date of Birth</u>	<u>Membership Separation</u>		<u>Division</u>	<u>Creditable Service</u>		<u>Department</u>
			<u>Date</u>	<u>Date</u>		<u>Yrs</u>	<u>Mos</u>	
32851	Williams, Tanjala	11/14/1966	12/16/1985	9/19/2023	B	37	9	
52050	Bettua, John	4/14/1958	10/13/2014	10/13/2023	B	9	0	Human Resources
44371	Keely, Genette	1/7/1960	7/14/1997	10/14/2023	B	26	3	Mobility
70441	Stewart, Gary	8/26/1966	4/11/2016	8/22/2023	B	7	4	Logistics & Asset Management

DISABILITY

<u>Employee Number</u>	<u>Employee Name</u>	<u>Date of Birth</u>	<u>Membership Separation</u>		<u>Division</u>	<u>Creditable Service</u>		<u>Department</u>
			<u>Date</u>	<u>Date</u>		<u>Yrs</u>	<u>Mos</u>	
34111	Perez, Leonides Jr.	4/7/1968	3/16/1987	9/19/2023	B	36	6	Mobility

DROP APPLICATION

<u>Employee Number</u>	<u>Employee Name</u>	<u>Date of Birth</u>	<u>Membership DROP Entry</u>		<u>Division</u>	<u>Creditable Service</u>		<u>Department</u>
			<u>Date</u>	<u>Date</u>		<u>Yrs</u>	<u>Mos</u>	
32635	Brown, Willie James	8/6/1964	4/7/1986	10/1/2023	B	32	7	Wastewater
31119	Duncan, Jean	11/12/1957	1/6/2003	10/15/2023	B	20	9	Infrastructure & Mobility
43946	Hammock, Penny	10/2/1961	8/26/1996	10/15/2023	B	27	2	Purchasing
44745	Lowe, Joseph	9/6/1963	7/6/1998	10/1/2023	B	25	3	Technology & Innovation
43990	McCray, Harriet	4/19/1964	11/17/1996	10/1/2023	B	26	10	Mobility
40972	Porth, William	9/30/1961	5/24/1993	10/1/2023	B	30	5	Mobility
41748	Rosenberg, Daniel	10/6/1961	1/3/1994	10/15/2023	B	29	10	Revenue & Finance
45795	Soto-Carrizo, Diana	11/14/1958	5/20/2002	10/1/2023	B	20	11	

42467	Sullivan, Brian	9/20/1964	1/17/1995	10/1/2023	B	28	9	Technology & Innovation
44821	Valentin, Jose	8/22/1966	9/21/1998	10/15/2023	B	25	1	N'hood & Community Affairs

DROP EXITS

<u>Employee Number</u>	<u>Employee Name</u>	<u>Date of Birth</u>	<u>Membership Date</u>	<u>DROP Entry Date</u>	<u>DROP Exit Date</u>	<u>Division</u>	<u>Creditable Service</u>		<u>Department</u>
							<u>Yrs</u>	<u>Mos</u>	
23917	McNair, Freddie	10/8/1954	10/9/2000	10/23/2016	10/13/2023	B	16	0	Mobility
32719	Thornton, Calvin	10/15/1959	9/23/1985	10/20/2019	10/9/2023	B	34	1	Mobility

SURVIVOR ALLOWANCES

<u>Number</u>	<u>Beneficiary</u>	<u>Decedent</u>	<u>Death</u>	<u>Division</u>
9096	Walker, Henrietta	James Walker	9/25/2023	A
3457	Brady, Katrina	Hayward Brady, Jr.	10/20/2023	B
8192	Castaneda, Mercedes	Joseph Castaneda	9/9/2023	B

ESTATE PAYMENTS

<u>Number</u>	<u>Beneficiary</u>	<u>Decedent</u>	<u>Date of Death</u>	<u>Division</u>
3457	Brady, Katrina	Hayward Brady, Jr.	10/20/2023	B
5688	Pages, Kenneth	Gloria Pages	10/1/2023	A
5988	Atelonie, Lisa	Ernest Davis	10/2/2023	A
4591	Ward, Tamlyn	Grace Ward	10/7/2023	A
9180	Gallardo, Rebecca	Armando Gallardo	10/21/2023	A
2396	Spielberger, William	Mary Ann Spielberger	5/14/2023	A
9280	Simpson, Gail	Mary Ann Spielberger	5/14/2023	A
5733	Workman, Kimberly	Mary Ann Spielberger	5/14/2023	A
5844	Hahn, Nancy	Mary Ann Spielberger	5/14/2023	A
4590	Snyder, Jeannette	Grace Ward	10/7/2023	A
6294	Maye, Kristi	Janice Fender	10/20/2023	A

<u>Number</u>	<u>Beneficiary</u>	<u>Decedent</u>	<u>Death</u>	<u>Division</u>
8291	Jones, Barbara	John H. Jones	10/21/2023	B
8192	Castaneda, Mercedes	Joseph Castaneda	9/9/2023	B

City of Tampa General Employees Retirement Fund Fee Summary

	Period Ending				Total
	12/31/2022	3/31/2023	6/30/2023	9/30/2023	
Total	642,528	433,124	996,926	997,581	3,070,159
Loomis Sayles ³	84,237	91,702	105,054	111,295	392,289
Dodge & Cox ³	77,503	78,009	78,818	77,346	311,677
ClariVest ³	48,845	50,532	50,351	52,750	202,478
Leeward (LMCG) ³	49,504	50,433	47,706	50,221	197,863
Wellington ³	69,163	72,534	71,638	75,849	289,184
Marathon ²	153,393	74,404	75,846	75,112	378,755
WCM ⁴	115,716	130,143	143,716	149,101	538,677
Aberdeen ³	72,804	77,474	77,975	79,076	307,328
Loop Captial (BMO/Taplin) ³	27,253	27,898	27,790	27,053	109,994
Manulife ²	39,819	40,088	40,868	41,108	161,884
JP Morgan ¹	82,475	82,214	76,186	72,411	313,286
UBS Trumbull Property ²	85,739	83,387	76,713	72,641	318,480
Blackstone Property Partners ²	(263,924)	(425,695)	124,265	113,616	(451,738)
Blackstone Real Estate Partners X	--	--	--	--	-
General Atlantic Investment Partners	--	--	--	--	-
Clayton Dubilier & Rice	--	--	--	--	-

Blackstone Property Partners Details

	12/31/2022	3/31/2023	6/30/2023	9/30/2023	Total
Total	(263,924)	(425,695)	124,265	113,616	(139,128)
Regular Management Fee	137,254	118,059	119,234	118,647	493,194
Change in Incentive Fee Accrual	(401,178)	(543,754)	5,031	(5,031)	(944,932)
Paid Incentive Fee - Shares sold	-	312,610	-	-	312,610

1 Fees are taken from the fund daily to get to the NAV. The above values are estimated based on the expense ratio of the fund.

2 Shares are sold to cover fees.

3 Fees are paid with cash from an account outside of the portfolio.

4 Fees are taken from the fund daily to get to the NAV. The above values are stated on manager's statement.



LOOMIS | SAYLES

""

Invoice Number 236193
Invoice Date October 11, 2023
Customer Number 33106

Remittance Information on Back

Total Current Period Fee \$ 111,295.46

Mail to:

EMAIL to:
Lee.Huffstutler@tampagov.net
Dana.Blydenburgh@tampagov.net
Katrina.Hughes@tampagov.net
ACGPerfRPTG@acgnet.com

REMIT TO: Loomis, Sayles & Company, L.P.
(Check) PO BOX 7247-6804
Philadelphia, PA 19170-6804
ACH/WIRE: Loomis, Sayles & Company, L.P.
c/o Citibank, N.A.
ABA#
Account #

(Tear off and send in with your payment)

Summary of fees for the period July 1, 2023 through September 30, 2023

CT01165 Retirement Plan for City of Tampa Gen Employees Ret Fund

Average Daily Value reported as of 09/30/2023 \$ 98,391,639.81
Asset Basis \$ 98,391,639.81

Total Asset Basis \$ 98,391,639.81

Fee Calculation

98,391,639.81 @ 45 bps 92 / 366 \$ 111,295.46 \$ 111,295.46

Total Current Period Fee \$ 111,295.46

Prior Month's Balance
Payments Received as of October 11, 2023
Current Charges
Closing Balance

Remittance
105,053.62
105,053.62
111,295.46
111,295.46

City of Tampa General Employees' Retirement Plan
 306 E. Jackson St
 7th Floor
 Tampa, FL 33602
 Rosie.Rivera@tampagov.net
 Dana.Blydenburgh@tampagov.net



INVOICE 28002-Q323

Account Name: City of Tampa
 Account Number: CZXF00028002

Statement of Fees 10/19/2023

Billing period: 7/1/2023-9/30/2023	
Current Period Charges	\$52,750.17
Total Amount Due:	<u>\$52,750.17</u>

Accounts	Assets for Quarter Ending 9/30/2023			
	7/31/2023	8/31/2023	9/30/2023	Average Assets
City of Tampa	\$25,914,067.60	\$24,876,462.24	\$23,680,301.55	\$24,823,610.46

Fee Calculation	Asset Tier	Annual Fee Rate	Applied	Quarterly
			Assets	Fee
	First \$25 million	0.8500%	\$24,823,610.46	\$52,750.17
	> \$25 million	0.7500%	-	-
			<u>\$24,823,610.46</u>	<u>\$52,750.17</u>

For questions concerning your bill, please contact Jeff Jacobson at 858-480-2428

Remittance Slip

Invoice Number: 28002-Q323	Billing Period: 7/1/2023-9/30/2023
Invoice Date: 10/19/2023	Account: City of Tampa
Amount Due: \$52,750.17	

Amount Enclosed: _____

Wire Funds to:

Bank Name: BNY Mellon, N.A.
 Bank Address: 240 Greenwich St, New York, NY 10286
 Bank ID / Routing #:
 For Credit Of: ClariVest Asset Management LLC
 Account #:
 Further Instructions: Attn: Dept 13Z Financial Reporting-ClariVest RMB

Or Detach and Mail With Payment To:
 ClariVest Asset Management, LLC
 Attn: Treasury / ClariVest RMB
 P.O. Box 23625
 St. Petersburg, FL 33742-3625



City of Tampa General Employees Retirement Fund
TAMPA MUNICIPAL OFFICE BUILDING, 7ND FLOOR, 306 E. JACKSON STREET
TAMPA, FL 33602, United States

Attention: Dana Blydenburgh

Invoice: 13607
Invoice Date: Oct 23, 2023

Fees for the Quarter Ending: September 30, 2023

City of Tampa General Employees Retirement Fund

John Hancock Strategic Fixed Income Trust – CIT Instl Class A

From	To	Rate %
-	25,000,000	0.3500
25,000,000	100,000,000	0.3000
Thereafter		0.2500

Mandate Assets: USD 50,197,239

Fee Type: Investment Management Fees

Mandate Fees: USD 41,108.05

Sub Total: USD 41,108.05

Total Fees: USD 41,108.05

Method of Payment: Units will be redeemed to cover management fees

FOR QUESTIONS OR CONCERNS PLEASE CONTACT:

Gerald Barcelona, Manager, Accounting & Control

TEL: 437-518-2929 EMAIL: mim-billing@manulife.com



Support for Invoice: 13607

John Hancock Strategic Fixed Income
Trust – CIT Instl Class A

Date	Mandate Assets
Jul 31, 2023	50,808,553
Aug 31, 2023	50,391,748
Sep 30, 2023	49,391,416
Average Value USD	50,197,239



Account Number: PN0322
 Invoice date: Oct 19, 2023
 Invoice number: US105US0_1154_1

City of Tampa Retirement Fund
 306 E. Jackson St, 7E
 Tampa, FL 33602

abrdn Inc.
 1900 Market St, Suite 200
 Philadelphia, PA 19103
 Telephone: (215) 405-5700

Billing Period	Jul 01, 2023 - Sep 30, 2023
Account Name	Amount Due
General Employees Retirement Fund of the City of Tampa - PN0322	79,076.30
Total in USD:	\$ 79,076.30
Total Balance Due in USD:	<u>\$ 79,076.30</u>

If you have questions regarding this invoice please contact our Finance Department at USFinance@aberdeen-asset.com or call 215-405-2016.

Invoice Number: US105US0_1154_1 **Billing Period:** Jul 01, 2023 - Sep 30, 2023
Invoice Date: Oct 19, 2023

Amount due in USD: \$ 79,076.30

Please Make Check Payable To:
 Aberdeen Standard Investments Inc.
 P.O. Box 347458
 Pittsburgh, PA 15251-4458

Wire Instructions for Payment:
 Aberdeen Standard Investments Inc.
 Tax ID #:
 HSBC Bank
 ABA
 ACH ABA #

Account number: PN0322

Checking a/c No.

RE: PN0322

Billing Detail

Fee Period:

Jul 01, 2023 - Jul 31, 2023

Invoice date:

Oct 19, 2023

Investment Management Fee

General Employees Retirement Fund of the City of Tampa

AM4R

Activity	Date	Basis in USD
Average Market Value	07/31/2023	37,494,958.95
Total in USD:		\$ 37,494,958.95

Investment Management Fee Calculation

Fee Schedule Tiers			Rate (bps)	Assets	Annual fee
0.00	up to	50,000,000.00	85.50	37,494,958.95	320,581.90
50,000,000.00	up to	100,000,000.00	72.00	0.00	0.00
100,000,000.00	and above		67.50	0.00	0.00
Total in USD:				\$37,494,958.95	\$ 320,581.90

Net Fee Calculation

Fee Breakdown	Net Fee
Investment Management Fee (Adjusted by: $1 * 31 / 31 * 92 / 365 * 31 / 92$)	27,227.50
Net Fee in USD:	\$ 27,227.50

Billing Detail

Fee Period:
Aug 01, 2023 - Aug 31, 2023

Invoice date:
Oct 19, 2023

Investment Management Fee

General Employees Retirement Fund of the City of Tampa

AM4R

Activity	Date	Basis in USD
Average Market Value	08/31/2023	36,687,416.03
Total in USD:		\$ 36,687,416.03

Investment Management Fee Calculation

Fee Schedule Tiers			Rate (bps)	Assets	Annual fee
0.00	up to	50,000,000.00	85.50	36,687,416.03	313,677.41
50,000,000.00	up to	100,000,000.00	72.00	0.00	0.00
100,000,000.00	and above		67.50	0.00	0.00
Total in USD:				\$36,687,416.03	\$ 313,677.41

Net Fee Calculation

Fee Breakdown	Net Fee
Investment Management Fee (Adjusted by: $1 * 31 / 31 * 92 / 365 * 31 / 92$)	26,641.09
Net Fee in USD:	\$ 26,641.09

Billing Detail

Fee Period:

Sep 01, 2023 - Sep 30, 2023

Invoice date:

Oct 19, 2023

Investment Management Fee

General Employees Retirement Fund of the City of Tampa

AM4R

Activity	Date	Basis in USD
Average Market Value	09/30/2023	35,870,613.65
Total in USD:		\$ 35,870,613.65

Investment Management Fee Calculation

Fee Schedule Tiers			Rate (bps)	Assets	Annual fee
0.00	up to	50,000,000.00	85.50	35,870,613.65	306,693.75
50,000,000.00	up to	100,000,000.00	72.00	0.00	0.00
100,000,000.00	and above		67.50	0.00	0.00
Total in USD:				\$35,870,613.65	\$ 306,693.75

Net Fee Calculation

Fee Breakdown	Net Fee
Investment Management Fee (Adjusted by: $1 * 30 / 30 * 92 / 365 * 30 / 92$)	25,207.71
Net Fee in USD:	\$ 25,207.71

Total Due in USD: \$ 79,076.30

DODGE & COX

City of Tampa
Account Number: 3691

Oct 10, 2023
Invoice: 65088

Please find a summary of your fees below with detail shown on the following pages.

Billing Period	Jul 01, 2023 - Sep 30, 2023
Account Name - Number	Amount Due
City of Tampa [3691]	\$ 77,346.22
Total Amount Due:	\$ 77,346.22

Contact Us

If you have questions regarding this invoice, please call your Client Service Associate at 415-981-1710, or email us at fees@dodgeandcox.com

Payment Details

Invoice Number:	65088	Billing Period:	Jul 01, 2023 - Sep 30, 2023
Invoice Date:	Oct 10, 2023	Amount due:	USD 77,346.22

RE: Please include account name, number, or invoice number as reference

Check Payable to:

Dodge & Cox
Attention: Accounts Receivable
555 California Street, 40th Floor
San Francisco, CA 94104-1501

Wire/ACH Instructions:

Dodge & Cox
Account Number:
Routing/ABA Number:
Wells Fargo Bank

Management Fee

Jul 01, 2023 - Sep 30, 2023

Management Fee Calculation in USD

	Fee Schedule Asset Tier(s)	Annual Rate (BPS)	Portfolio Assets Applied to Asset Tier(s)	Annual Fee
First	10,000,000	60	10,000,000	60,000
Next	15,000,000	40	15,000,000	60,000
Next	25,000,000	30	25,000,000	75,000
Next	50,000,000	25	45,753,945	114,385
Thereafter		20	-	-
Totals:			\$ 95,753,945	\$ 309,385
Annualized Rate:				32.31 BPS

Quarterly Fee Summary in USD

(Adjusted by: 90 / 360)

Account	Account Number	Portfolio Assets	Quarterly Fee
City of Tampa	3691	95,753,945	77,346.22
Total:		\$ 95,753,945	\$ 77,346.22

City of Tampa

3691

Activity	Date	Proration Ratio	Basis in USD
Market value*	09/30/2023		95,753,945
(*Based on Custodian Bank Appraisal Value)			
Total Portfolio Assets Adjusted for Cash flows:			95,753,945

Total Portfolio Assets Applied to Asset Tier(s):

\$ 95,753,945

DODGE & COX

City of Tampa
Account Number: 3691

Oct 10, 2023
Invoice: 65088

Duplicate Invoice - Do Not Pay

Please find a summary of your fees below with detail shown on the following pages.

Billing Period

Jul 01, 2023 - Sep 30, 2023

Account Name - Number	Amount Due
City of Tampa [3691]	\$ 77,346.22
Total Amount Due: (Duplicate Invoice - Do Not Pay)	\$ 77,346.22

Contact Us

If you have questions regarding this invoice, please call your Client Service Associate at 415-981-1710, or email us at fees@dodgeandcox.com

Management Fee

Jul 01, 2023 - Sep 30, 2023

Management Fee Calculation in USD

	Fee Schedule Asset Tier(s)	Annual Rate (BPS)	Portfolio Assets Applied to Asset Tier(s)	Annual Fee
First	10,000,000	60	10,000,000	60,000
Next	15,000,000	40	15,000,000	60,000
Next	25,000,000	30	25,000,000	75,000
Next	50,000,000	25	45,753,945	114,385
Thereafter		20	-	-
Totals:			\$ 95,753,945	\$ 309,385
Annualized Rate:				32.31 BPS

Quarterly Fee Summary in USD

(Adjusted by: 90 / 360)

Account	Account Number	Portfolio Assets	Quarterly Fee
City of Tampa	3691	95,753,945	77,346.22
Total:		\$ 95,753,945	\$ 77,346.22

City of Tampa

3691

Activity	Date	Proration Ratio	Basis in USD
Market value*	09/30/2023		95,753,945
(*Based on Custodian Bank Appraisal Value)			
Total Portfolio Assets Adjusted for Cash flows:			95,753,945

Total Portfolio Assets Applied to Asset Tier(s):

\$ 95,753,945

WELLINGTON MANAGEMENT®

Wellington Trust Company, NA

Client Name: City of Tampa GE Retirement Fund
Client ID: 6E52
Date: 12 Oct 2023
Invoice #: 20230930-103079-A

Dana Blydenburgh
GE
Dana.Blydenburgh@tampagov.net

Management Fee Summary for the Period Ending 30 Sep 2023

Current Period Fee	75,848.97	
Total Amount Due	75,848.97	USD

Distribution Notes:

cc: elizabeth.sanborn@acgnet.com; Katrina.Hughes@tampagov.net

Notes:

Check Remittance Instructions: Wellington Trust Company, NA ~ PO Box 412419 Boston MA 02241-2419

For questions regarding your invoice, please contact financefees@wellington.com.

Payment Instruction:

Wire remittance:

Citibank, New York

Swift: CITIUS33

ABA:

Account #:

Account Name: Wellington Trust Company

Reference: City of Tampa GE Retirement Fund, 6E52

WELLINGTON MANAGEMENT®

Wellington Trust Company, NA

Client Name: City of Tampa GE Retirement Fund
Client ID: 6E52
Date: 12 Oct 2023
Invoice #: 20230930-103079-A

Management for the Period from 01 Jul 2023 to 30 Sep 2023:

	<u>Billable Assets</u>	<u>Basis Points</u>	<u>Billable Days</u>		<u>Period Fee</u>
USD	50,565,979.42	60.000	90/360	USD	75,848.97

Management Fee, for Portfolio 6E5202 USD 75,848.97

Billable Assets Calculation

Pool: 3X97 - WTC-CIF II Small Cap 2000

Portfolio	Date	Market Value	
6E5202 - City of Tampa GE CIF II SC2000	31 Jul 2023	52,563,666.16	
6E5202 - City of Tampa GE CIF II SC2000	31 Aug 2023	50,815,419.16	
6E5202 - City of Tampa GE CIF II SC2000	30 Sep 2023	48,318,852.93	
	Billable Average:	<u><u>50,565,979.42</u></u>	USD

Please reference your monthly statement for NAV and outstanding shares

Total Management Fees Due for Account 6E52 USD 75,848.97



Invoice

CITY OF TAMPA
General Employees' Retirement Fund Reimbursement Invoice
Period: September 2023
11022023_ \$58,407.57

<u>Account #</u>	<u>Account Descriptions</u>	<u>Actual</u>
512000	Regular Salaries and Wages	\$ 36,229.02
512002	Terminal Leave	\$ -
512003	Longevity Awards	\$ -
512005	Holiday Pay	\$ 1,396.00
512006	Floating Holiday	\$ -
514000	Overtime	\$ -
515000	Special Pay - Parking and Bus Stipend Monthly	\$ 164.40
516000	Compensated Annual Leave	\$ 2,712.34
517000	Compensated Sick Leave	\$ 1,542.64
521000	FICA Taxes	\$ 2,573.91
521001	1.45% Medicare Match	\$ 601.97
522000	Retirement Contributions	\$ 5,444.97
523000	Life Insurance	\$ 57.78
523001	Accidental D&D Insurance	\$ 10.05
523002	Employee Health Insurance	\$ 4,074.93
523003	Long-Term Disability Insurance	\$ 41.25
523004	Healthcare Admin Services - Interdept	\$ 180.62
523005	Wellness Center - Interdept	\$ 270.88
525000	Unemployment Compensation	\$ -
531001	Employee Training Cost - Professional Services	\$ -
531002	Other - Professional Services	\$ 55.11
534000	Other Services	\$ -
534008	Temp Personnel-Contractual Services	\$ 157.00
540000	Travel and Per Diem	\$ 1,460.39
541000	Comm Svcs - Fiber Optics and VoIP	\$ 36.66
541003	Postage-Outside-Transportation	\$ 695.48
541004	Postage-Indirect Costs-Transportation	\$ 478.63
547000	Printing and Binding	\$ -
549002	Licenses, Fees & Fines	\$ -
551000	Office Supplies	\$ 223.54
552004	Other - Supplies & Materials	\$ -
552007	Computers - Bulk Purchases Hardware/Software	\$ -
554001	Dues & Subscriptions	\$ -
534009	Computers-Contractual Services	\$ -

Total \$ 58,407.57

September 2023* \$ 58,407.57

Invoice



CITY OF TAMPA

General Employees' Retirement Fund Reimbursement Invoice

Period: October 2023

11142023_ \$19,539.76

<u>Account #</u>	<u>Account Descriptions</u>	<u>Actual</u>
512000	Regular Salaries and Wages	\$ 14,175.41
512002	Terminal Leave	\$ -
512003	Longevity Awards	\$ -
512005	Holiday Pay	\$ -
512006	Floating Holiday	\$ -
514000	Overtime	\$ -
515000	Special Pay - Parking and Bus Stipend Monthly	\$ 160.00
516000	Compensated Annual Leave	\$ -
517000	Compensated Sick Leave	\$ 243.81
521000	FICA Taxes	\$ 882.79
521001	1.45% Medicare Match	\$ 206.46
522000	Retirement Contributions	\$ 1,932.17
523000	Life Insurance	\$ 19.90
523001	Accidental D&D Insurance	\$ 3.46
523002	Employee Health Insurance	\$ 1,358.31
523003	Long-Term Disability Insurance	\$ 13.75
523004	Healthcare Admin Services - Interdept	\$ -
523005	Wellness Center - Interdept	\$ -
525000	Unemployment Compensation	\$ -
531001	Employee Training Cost - Professional Services	\$ -
531002	Other - Professional Services	\$ -
534000	Other Services	\$ -
534008	Temp Personnel-Contractual Services	\$ -
540000	Travel and Per Diem	\$ 365.14
541000	Comm Svcs - Fiber Optics and VoIP	\$ 37.79
541003	Postage-Outside-Transportation	\$ 140.77
541004	Postage-Indirect Costs-Transportation	\$ -
547000	Printing and Binding	\$ -
549002	Licenses, Fees & Fines	\$ -
551000	Office Supplies	\$ -
552004	Other - Supplies & Materials	\$ -
552007	Computers - Bulk Purchases Hardware/Software	\$ -
554001	Dues & Subscriptions	\$ -
534009	Computers-Contractual Services	\$ -

Total \$ 19,539.76

FY24 Reimbursement for Oct 2023 \$ 19,539.76



Date	Invoice #
11/8/2023	28951

Bill To
Tampa General Employees' Retirement Fund Tampa Municipal Office Building 306 E. Jackson Street, 7N Tampa, FL 33602

Phone: (239) 433-5500
Fax: (239) 481-0634
Email: AR@foster-foster.com
Website: www.foster-foster.com
Federal EIN: 59-1921114

**City of Tampa
General Employees' Pension Plan**

Terms	Due Date
Net 30	12/8/2023

Description	Amount
GASB 68 report for the fiscal year ending September 30, 2023	2,489.00

Thank you for your business!

Most preferred method of payment is an ACH deposit.

Please reference Plan name & Invoice # above:

- Account Title: Foster & Foster, Inc.
- Account Number: 6100000360
- Routing Number: 063114661
- Bank Name: Cogent Bank

Balance Due \$2,489.00

For payment via a mailed check, please remit to:

Foster & Foster, Inc.

13420 Parker Commons Blvd, Ste104. Fort Myers, FL 33912



INVOICE

INVOICE #: INV072514
 DATE: 08/31/2023
 ACCOUNT #:

Pension Benefit Information, LLC
 333 South Seventh Street, Suite 2400
 Minneapolis, MN 55402
 Contact Email: inquiry@pbinfo.com
 Contact Phone: 415-482-9611

BILL TO: **City of Tampa General Employees'**
Retirement Fund - 20824
 306 E Jackson Street, 7N
 Tampa, FL 33602

REFERENCE #	PAYMENT TERMS	DUE DATE
	Net 30	09/30/2023

ITEM	MEMO	QUANTITY	AMOUNT
PBI - Unconfirmed Locate	Order 37032 - PBI Data File 8.17.23 Client: City of Tampa - Locate Search (City of Tampa) File Name: PBI Data File 8.17.23.xlsx Service: Unconfirmed Locate Unconfirmed Locate - 6 at \$3.00 per record = \$18.00	1	\$18.00
PBI - Unconfirmed Locate	Order 37104 - PBI Data File 8.21.23 Client: City of Tampa - Locate Search (City of Tampa) File Name: PBI Data File 8.21.23.xlsx Service: Unconfirmed Locate Unconfirmed Locate - 19 at \$3.00 per record = \$57.00	1	\$57.00
PBI - Unconfirmed Locate	Order 37156 - PBI Data File Submitted 8.23.23 rev Client: City of Tampa - Locate Search (City of Tampa) File Name: PBI Data File Submitted 8.23.23 rev.xlsx Service: Unconfirmed Locate Unconfirmed Locate - 113 at \$3.00 per record = \$339.00	1	\$339.00
PBI - Unconfirmed Locate	Order 37218 - PBI Data File 8.25.23 Client: City of Tampa - Locate Search (City of Tampa) File Name: PBI Data File 8.25.23.xlsx Service: Unconfirmed Locate Unconfirmed Locate - 1 at \$3.00 per record = \$3.00	1	\$3.00
Total Amount			\$417.00
Total Due			\$417.00

Legal Notice of Update: The services and data provided under this invoice are subject to Pension Benefit Information, LLC (PBI)'s online terms and conditions (available at www.pbinfo.com/terms-conditions/, as last updated 11/3/2023), terms required by providers of DMF data (available at www.pbinfo.com/dmf-data-terms/, as last updated 10/30/2017), and terms required by providers of data on individuals (available at www.pbinfo.com/third-party-data-terms/, as last updated 12/22/2021). It is your responsibility to maintain the accuracy of your account. This includes updating any changes to your basic company information as well as only allowing appropriate individuals within your organization access to your account. Please monitor the users on your account on a regular basis to make sure it is up-to-date. PBI's privacy policy is available at www.pbinfo.com/privacy-policy/.

City of Tampa General Employees' Retirement Fund - 20824
306 E Jackson Street, 7N
Tampa, FL 33602

INVOICE #: INV072514
Date: 08/31/2023
Total Due: **\$417.00**

Amount Enclosed: _____

Check Number: _____

Date of Payment: _____

REMIT TO:
Pension Benefit Information, LLC
PO BOX 771512
Chicago, IL 60677-1512

The above address is for **First Class Mail** only. All **Overnight Mail** by special couriers should be sent to the actual site address listed below and should reflect the Lockbox Number and Name

Pension Benefit Information, LLC
Lockbox Number 771512
350 East Devon Ave
Itasca, IL 60143

ACH Instructions:
Pension Benefit Information, LLC
Capital One Bank
Account:
Routing:

Please reference invoice number on payment or send remittance information to accounting@pbinfo.com



INVOICE

INVOICE #: INV074410
DATE: 09/30/2023
ACCOUNT #:

Pension Benefit Information, LLC
333 South Seventh Street, Suite 2400
Minneapolis, MN 55402
Contact Email: inquiry@pbinfo.com
Contact Phone: 415-482-9611

BILL TO: **City of Tampa General Employees'**
Retirement Fund - 20824
306 E Jackson Street, 7N
Tampa, FL 33602

REFERENCE #	PAYMENT TERMS	DUE DATE
	Net 30	10/30/2023

ITEM	MEMO	QUANTITY	AMOUNT
PBI - Data Scan	Order 37963 - PBI Data File - 9.26.23 Client: City of Tampa - Locate Search (City of Tampa) File Name: PBI Data File - 9.26.23.xlsx Service: Data Scan Data Scan - 2 at \$3.00 per record = \$6.00	1	\$6.00
		Total Amount	\$6.00
		Total Due	\$6.00

Legal Notice of Update: The services and data provided under this invoice are subject to Pension Benefit Information, LLC (PBI)'s online terms and conditions (available at www.pbinfo.com/terms-conditions/, as last updated 11/3/2023), terms required by providers of DMF data (available at www.pbinfo.com/dmf-data-terms/, as last updated 10/30/2017), and terms required by providers of data on individuals (available at www.pbinfo.com/third-party-data-terms/, as last updated 12/22/2021). It is your responsibility to maintain the accuracy of your account. This includes updating any changes to your basic company information as well as only allowing appropriate individuals within your organization access to your account. Please monitor the users on your account on a regular basis to make sure it is up-to-date. PBI's privacy policy is available at www.pbinfo.com/privacy-policy/.

City of Tampa General Employees' Retirement Fund - 20824
306 E Jackson Street, 7N
Tampa, FL 33602

REMIT TO:
Pension Benefit Information, LLC
PO BOX 771512
Chicago, IL 60677-1512

The above address is for **First Class Mail** only. All **Overnight Mail** by special couriers should be sent to the actual site address listed below and should reflect the Lockbox Number and Name

INVOICE #: INV074410
Date: 09/30/2023
Total Due: **\$6.00**

Pension Benefit Information, LLC
Lockbox Number 771512
350 East Devon Ave
Itasca, IL 60143

Amount Enclosed: _____

Check Number: _____

Date of Payment: _____

ACH Instructions:
Pension Benefit Information, LLC
Capital One Bank
Account:
Routing:

Please reference invoice number on payment or send remittance information to accounting@pbinfo.com



Bank of America Plaza 813.229.7600
101 East Kennedy Boulevard 813.229.1660 fax
Suite 2800
Tampa, Florida 33602

www.shumaker.com

Dana Blydenburgh
GE Pension Plan Supervisor
City of Tampa
306 E Jackson Street, 7E
Tampa, FL 33602

Invoice Date: November 12, 2023
Invoice Number: 000980915
Matter Number: 133650
Billing Attorney: Christaldi, Ronald A.
Federal Tax ID: 34-4439491

Client: T31652 - City of Tampa
Matter: Pension Matters

*For Professional Services Rendered Through **October 31, 2023***

Current Fees	\$11,158.00	
Total Due For This Bill		<u>\$11,158.00</u>

****PLEASE REMIT THIS PORTION WITH YOUR PAYMENT****
PAYMENT DUE WITHIN 30 DAYS.

Client Number:T31652
Matter Number:133650
Invoice Number:000980915

Please Remit to:
SHUMAKER, LOOP & KENDRICK, LLP
P.O. BOX 714625
CINCINNATI, OH 45271-4625

Wire Instructions:
KeyBank
127 Public Square Cleveland, OH 44114
1-800-447-3817
ABA Number: 041001039
Swift Code: KeyBus33 (International)
Account Number: 210-0276014
(Please Reference Invoice Number)
Please send Remittance Information to
receivables@shumaker.com

FOR PROFESSIONAL SERVICES RENDERED

DATE	ATTY	DESCRIPTION OF SERVICES	HOURS
09/12/23	JHC	Research ERISA litigation involving claims for retiree benefit increases.	0.40
09/12/23	JMA	Review response regarding pension multiplier.	0.30
09/13/23	JHC	Research on the retiree benefit increase for reply to client.	0.50
09/14/23	JHC	Review the reply on the retiree benefit increase for reply to client.	0.40
09/14/23	JMA	Review pension plan; confer with J. Culbreth regarding response to S. Hamilton.	0.50
09/15/23	JMA	Attention to response letter regarding pension.	0.10
09/15/23	JHC	Prepare for call with client regarding the retiree benefit increases being requested by a participant.	0.50
09/18/23	JMA	Confer with J. Culbreth and J. Vaske regarding response; review pension plan.	0.40
09/18/23	JHC	Review the issues raised in the reply to benefit calculation form retiree.	0.50
09/20/23	JMA	Review and analyze pension eligibility.	0.50
09/20/23	JHC	Research on the retiree benefit increase for reply to client.	0.30
09/26/23	JHC	Research related ERISA litigation involving claims for retiree benefit increases.	0.40
10/02/23	JHC	Review the issues raised in the reply to benefit calculation former retiree.	0.50
10/04/23	JHC	Research on the retiree benefit increase for reply to client.	0.30
10/10/23	JHC	Review the standard of review under federal law for pension claims involving interpretation of plan language.	0.90
10/11/23	JHC	Research on the retiree pension benefit increase question to determine client's exposure.	0.70
10/13/23	JHC	Review possible outcomes in the retiree claim for increased benefits.	0.60
10/13/23	JMA	Research review of municipality interpretations of ordinances.	0.70
10/14/23	JMA	Review pension plan; research agency interpretation of ordinances.	2.10
10/16/23	JMA	Analyze and summarize plan interpretation.	1.30
10/17/23	JMA	Prepare for and confer with J. Culbreth regarding Tampa pension plan; research application of plan.	0.90
10/17/23	JHC	Discuss the standard of review under state law for claims involving interpretation of a statute.	0.70
10/18/23	JHC	Research on the retiree pension benefit increase question to determine client's exposure to more than one claim.	0.70
10/18/23	JMA	Prepare outline of issues regarding pension plan.	1.10
10/19/23	JMA	Prepare outline of pension issues.	0.40

City of Tampa
Pension Matters

Invoice Date:
Invoice Number:
Matter Number:

November 12, 2023
000980915
T31652-133650

DATE	ATTY	DESCRIPTION OF SERVICES	HOURS
10/20/23	JMA	Prepare analysis and outline of issues.	0.60
10/23/23	RAC	Attention to and correspondence regarding pension matters; research regarding same.	0.50
10/23/23	JMA	Confer with J. Culbreth regarding pension matter; revise outline; circulate same to R. Christaldi.	0.40
10/23/23	JHC	Review procedural steps under state law for claims involving interpretation of a statute.	0.30
10/24/23	RAC	Telephone conference with J. Askern regarding pension issues; telephone conference with J. Culbreth regarding same; research regarding same.	3.30
10/24/23	JHC	Review Florida statute's legislative history for the General Employees Pension Plan.	0.60
10/25/23	JMA	Confer with R. Christaldi regarding strategy; review legislative history and actuarial reports; research plan interpretation.	3.90
10/25/23	JHC	Research on the retiree pension benefit increase question to determine the breadth if the problem in worst case.	0.30
10/26/23	JMA	Research pension requirements and history; analyze results; correspondence with J. Culbreth; correspond with R. Christaldi.	1.80
10/28/23	JMA	Research, analyze, and summarize plan analysis.	2.10
10/29/23	JMA	Review and revise analysis of Tampa pension plan; review other pension plans.	2.50
10/30/23	JMA	Confer with J. Culbreth and J. Vaske regarding plan; revise summary.	2.50
10/30/23	JHC	Telephone call on the benefit multiplier issue in the general pension plan.	0.50
10/31/23	RAC	Research regarding pension issues; analysis of same.	2.00
10/31/23	JMA	Analyze and summarize pension interpretation.	1.80

Total Fees For This Matter

\$11,158.00

FEE BILLING RECAP

Jill Askren	JMA	23.90 hrs	\$175.00/hr.	\$4,182.50
Ronald Christaldi	RAC	5.80 hrs	\$175.00/hr.	\$1,015.00
James Culbreth	JHC	9.10 hrs	\$655.00/hr.	\$5,960.50

TOTAL FEES

\$11,158.00

BILLING SUMMARY

Total Fees \$11,158.00

City of Tampa
Pension Matters

Invoice Date: November 12, 2023
Invoice Number: 000980915
Matter Number: T31652-133650

Total Due For This Bill

\$11,158.00



Bank of America Plaza 813.229.7600
101 East Kennedy Boulevard 813.229.1660 fax
Suite 2800
Tampa, Florida 33602

www.shumaker.com

Dana Blydenburgh
GE Pension Plan Supervisor
City of Tampa
306 E Jackson Street, 7E
Tampa, FL 33602

Invoice Date: May 19, 2023
Invoice Number: 000953852
Matter Number: 133650
Billing Attorney: Christaldi, Ronald A.
Federal Tax ID: 34-4439491

Client: T31652 - City of Tampa
Matter: Pension Matters

*For Professional Services Rendered Through **April 30, 2023***

Current Fees	\$13,088.50	
Current Disbursements	\$317.40	
Total Due For This Bill		<u>\$13,405.90</u>

****PLEASE REMIT THIS PORTION WITH YOUR PAYMENT****
PAYMENT DUE WITHIN 30 DAYS.

Client Number:T31652
Matter Number:133650
Invoice Number:000953852

Please Remit to:
SHUMAKER, LOOP & KENDRICK, LLP
P.O. BOX 714625
CINCINNATI, OH 45271-4625

Wire Instructions:
KeyBank
127 Public Square Cleveland, OH 44114
1-800-447-3817
ABA Number:
Swift Code: KeyBus33 (International)
Account Number:
(Please Reference Invoice Number)
Please send Remittance Information to
receivables@shumaker.com

FOR PROFESSIONAL SERVICES RENDERED

DATE	ATTY	DESCRIPTION OF SERVICES	HOURS
02/17/23	JHC	Telephone call with J. Vaske regarding a new issue from 2005/6 in the General Pension Plan.	0.50
02/24/23	JHC	Research the 2008 plan amendment process to reply to questions form client.	0.60
02/27/23	JHC	Research the 2008 plan amendment process to reply to questions from client.	0.60
03/02/23	JHC	Review statute of limitations issues as a possible defense in late requests for benefit increases.	0.60
03/03/23	JHC	Review legislative process and effective dates for changes to Florida statutory retirement plans.	0.60
03/03/23	JMA	Confer with J. Culbreth regarding pension plan; confer with R. Christaldi regarding case; review relevant legislation.	0.60
03/06/23	JHC	Review the background of legislative approval effective dates in Florida pensions.	0.40
03/06/23	JMA	Review pension plan; confer with J. Culbreth regarding facts and strategy.	0.60
03/07/23	JMA	Research statutory interpretation and statute of limitations for claims relating to Tampa pension plan.	2.70
03/08/23	JHC	General Pension Plan research on Section 8 changes in 2006.	0.70
03/08/23	JMA	Research legislative intent and statutory interpretation of effective dates of legislation.	2.20
03/09/23	JMA	Research pension and retirement plans for cost of living language.	1.10
03/10/23	JHC	Two telephone calls concerning the questions about Section 8 of the General Pension Plan.	0.80
03/10/23	JMA	Confer with J. Culbreth regarding strategy; research section 8 legislative history and statutory construction relating to effective date.	2.30
03/12/23	JMA	Research statute of limitations for pension claims; review legislative history.	1.30
03/13/23	JHC	Review the funding background for the General Employees Pension Plan.	0.60
03/13/23	JMA	Review and analyze research results; confer with J. Culbreth regarding research results.	0.90
03/14/23	JHC	Look at relevant case law for client's response to the pension underpayment issues.	0.90
03/14/23	JMA	Research statute of limitations defenses and potential tolling and accrual responses; review relevant cases and court filings.	3.40
03/15/23	JHC	General Pension Plan research on Section 8 changes in 2006.	0.50
03/15/23	JMA	Research sovereign immunity for tort and contract claims; research additional statute of limitations and tolling cases; prepare summary of	3.60

DATE	ATTY	DESCRIPTION OF SERVICES	HOURS
		research.	
03/16/23	JHC	Review and follow up on the 2021 actuarial report for the General Employees Pension Plan.	0.80
03/16/23	JMA	Confer with J. Culbreth regarding statute of limitations; review actuarial plans.	0.80
03/17/23	JHC	Two telephone calls after reviewing the actuarial report for the Chemical Leaman Pension Plan.	0.80
03/20/23	JHC	Review the background of legislative approval effective dates in Florida pensions.	0.40
03/22/23	JHC	General Pension Plan research on Section 8 changes in 2006 and intended results.	1.10
03/23/23	JHC	Pull together reply on General Pension Plan operational issue under review.	0.80
03/23/23	JMA	Confer with J. Culbreth regarding updates from City; review correspondence regarding plan calculations; analyze potential statutory argument.	0.90
03/24/23	JHC	Two telephone calls concerning the questions about Section 8 of the General Pension Plan.	0.80
03/24/23	JMA	Confer with J. Culbreth regarding statutory analysis.	0.10
03/25/23	JMA	Review and evaluate language in pension plan; review pension statute; prepare summary of interpretation.	1.30
03/26/23	JMA	Review additional legislative history relating to relevant statutory amendments; prepare correspondence to city summarizing analysis.	1.00
03/27/23	JHC	Review the General Pension Plan operational background.	0.80
03/27/23	JMA	Confer with J. Culbreth regarding pension analysis.	0.20
03/28/23	JHC	Review client material on the operation of the General Pension Plan regarding Deferred Pension Payments.	0.40
03/29/23	JHC	General Pension Plan research on Section 8 changes in 2006.	0.50
03/30/23	JHC	Pull together reply on General Pension Plan operational issue under review.	0.40
03/31/23	JHC	Two telephone calls concerning the operation of the questions General Pension Plan.	1.00
04/03/23	JHC	Review the sequence of favorable definitions in the General Employees' Pension Plan.	0.70
04/04/23	JHC	Prepare for and join conference call with client on the Pension Plan administrative issues.	0.30
04/04/23	JMA	Confer with J. Culbreth regarding plan; prepare for and participate in call with the City.	1.20
04/05/23	JMA	Prepare opinion letter regarding pension calculation.	0.40
04/06/23	JMA	Prepare opinion letter regarding pension plan calculation.	2.80
04/10/23	JHC	Review the General Pension Plan operational background and reply-	0.80

City of Tampa
Pension Matters

Invoice Date:
Invoice Number:
Matter Number:

May 19, 2023
000953852
T31652-133650

DATE	ATTY	DESCRIPTION OF SERVICES	HOURS
		to-client letter.	
04/11/23	JHC	Telephone call with client on the letter describing operation of the General Pension Plan regarding Deferred Pension Payments.	0.60
04/11/23	JMA	Revise opinion letter; correspond with J. Culbreth regarding same.	0.60
04/12/23	JHC	General Pension Plan letter finalized.	0.60
04/12/23	JMA	Prepare for and participate in conference call with the City; prepare opinion letter.	0.80
04/13/23	JHC	Finish letter on deferred payment factors under the General Pension Plan.	0.40
04/13/23	JRE	Review of correspondence from R. Christaldi regarding opinion letter; finalize same and prepare correspondence.	0.30
04/13/23	JMA	Finalize opinion letter; correspond with R. Christaldi and J. Culbreth regarding same; review and revise letter.	0.70
04/13/23	RAC	Attention to and correspondence regarding pension matter; research regarding same.	1.00
Total Fees For This Matter			\$13,088.50

FEE BILLING RECAP

Jill Askren	JMA	29.50 hrs	\$250.00/hr.	\$7,375.00
Ronald Christaldi	RAC	1.00 hrs	\$300.00/hr.	\$300.00
James Culbreth	JHC	18.00 hrs	\$300.00/hr.	\$5,400.00
Jennifer Fabian	JRE	0.30 hrs	\$45.00/hr.	\$13.50

TOTAL FEES **\$13,088.50**

DISBURSEMENTS

Date	Description	Amount
03/15/23	Westlaw Court Document	\$317.40

Total Disbursements for this Matter **\$317.40**

BILLING SUMMARY

Total Fees	\$13,088.50
Total Disbursements	\$317.40

City of Tampa
Pension Matters

Invoice Date: May 19, 2023
Invoice Number: 000953852
Matter Number: T31652-133650

Total Due For This Bill

\$13,405.90



Public Pension Coordinating Council

***Public Pension Standards Award
For Funding and Administration
2023***

Presented to

City of Tampa General Employees' Retirement Fund

In recognition of meeting professional standards for
plan funding and administration as
set forth in the Public Pension Standards.

Presented by the Public Pension Coordinating Council, a confederation of

National Association of State Retirement Administrators (NASRA)
National Conference on Public Employee Retirement Systems (NCPERS)
National Council on Teacher Retirement (NCTR)

A handwritten signature in cursive script that reads "Alan H. Winkle".

Alan H. Winkle
Program Administrator

2024 City of Tampa Employees' Retirement System/ACG Timeline

January	February	March	April	May	June	July	August	Sept	Oct	Nov	Dec
ACG: Monthly Performance Report	ACG: Monthly Performance Report	ACG: Monthly Performance Report	ACG: Monthly Performance Report	ACG: Monthly Performance Report	ACG: Monthly Performance Report	ACG: Monthly Performance Report	BOARD NOT MEETING	ACG: Monthly Performance Report	ACG: Monthly Performance Report	ACG: Monthly Performance Report	BOARD NOT MEETING
	ACG: Quarterly Performance Report			ACG: Quarterly Performance Report			ACG: Quarterly Performance Report-SEND ONLY			ACG: Quarterly Performance Report	
Management Fee Analysis, Asset Allocation & Liquidity Update											
			Manager Annual Report: Non-US: Redwheel, Marathon & WCM		Manager Annual Report: Small Cap: ClariVest, Leeward & Wellington	Manager Annual Report: Large Cap: Loomis Sayles, Dodge & Cox			Manager Annual Report: Fixed Income: Loop Capital, Manulife, JP Morgan	Manager Annual Report: Real Estate: UBS & Blackstone	

NOTE: Private Equity and Opportunistic Real Estate Manager opportunities will be discussed as they arise.



Board of Trustees 2023 Meeting Schedule

Held the 3rd Tuesday of Each Month

(No meeting in August and December)

All are invited to attend

Contact: Dana Blydenburgh, GE Pension Plan Supervisor at (813) 274-7850

Or

GEPension@TampaGov.Net

Date	Time	Location	Topic
Jan. 16, 2024	1:30 p.m.	Julian B. Lane Conference Room 1001 N Boulevard Tampa, FL 33607	Regular Monthly Board Meeting
Feb. 20, 2024	1:30 p.m.	Julian B. Lane Conference Room 1001 N Boulevard Tampa, FL 33607	Regular Monthly Board Meeting
Mar. 19, 2024	1:30 p.m.	Julian B. Lane Conference Room 1001 N Boulevard Tampa, FL 33607	Regular Monthly Board Meeting
Apr. 16, 2024	1:30 p.m.	Julian B. Lane Conference Room 1001 N Boulevard Tampa, FL 33607	Regular Monthly Board Meeting
May 21, 2024	1:30 p.m.	Julian B. Lane Conference Room 1001 N Boulevard Tampa, FL 33607	Regular Monthly Board Meeting
June 18, 2024	1:30 p.m.	Julian B. Lane Conference Room 1001 N Boulevard Tampa, FL 33607	Regular Monthly Board Meeting
July 16, 2024	1:30 p.m.	Julian B. Lane Conference Room 1001 N Boulevard Tampa, FL 33607	Regular Monthly Board Meeting
Sep. 17, 2024	1:30 p.m.	Julian B. Lane Conference Room 1001 N Boulevard Tampa, FL 33607	Regular Monthly Board Meeting
Oct. 15, 2024	1:30 p.m.	Julian B. Lane Conference Room 1001 N Boulevard Tampa, FL 33607	Regular Monthly Board Meeting
Nov. 19, 2024	1:30 p.m.	Julian B. Lane Conference Room 1001 N Boulevard Tampa, FL 33607	Regular Monthly Board Meeting