



FY2026 Budget Presentation

Dennis Rogero

Chief Financial Officer

Table of Contents / Agenda

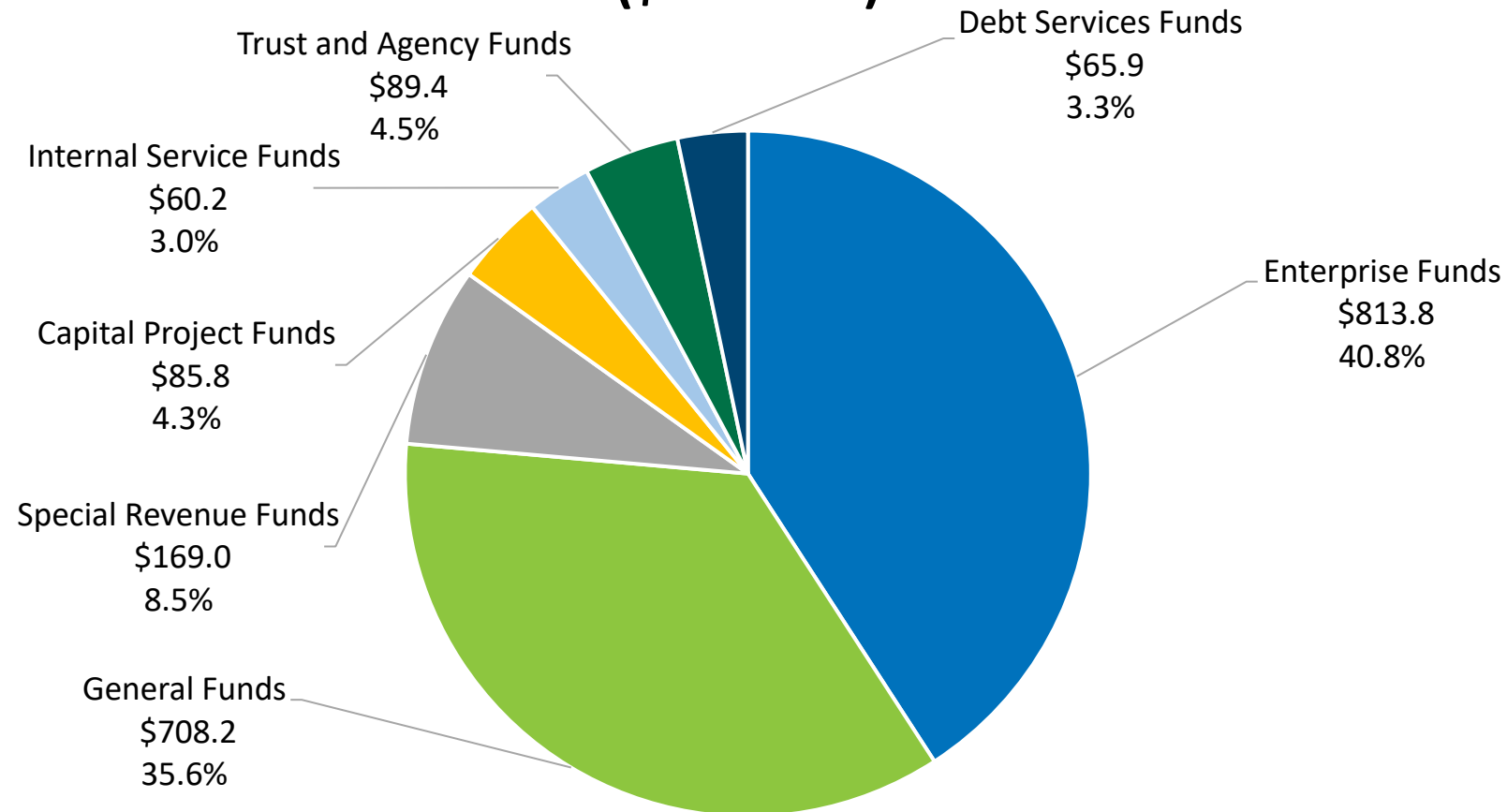
- FY2026 Recommended Operating & Capital Budget
 - FY24 Fund Balance, Social Action & Arts Fund, and Housing
- Stormwater Funding History
- Capital Improvement Program
- Debt Program

FY2026 Recommended Operating & Capital Budget

FY2026 Recommended Budget – All Funds

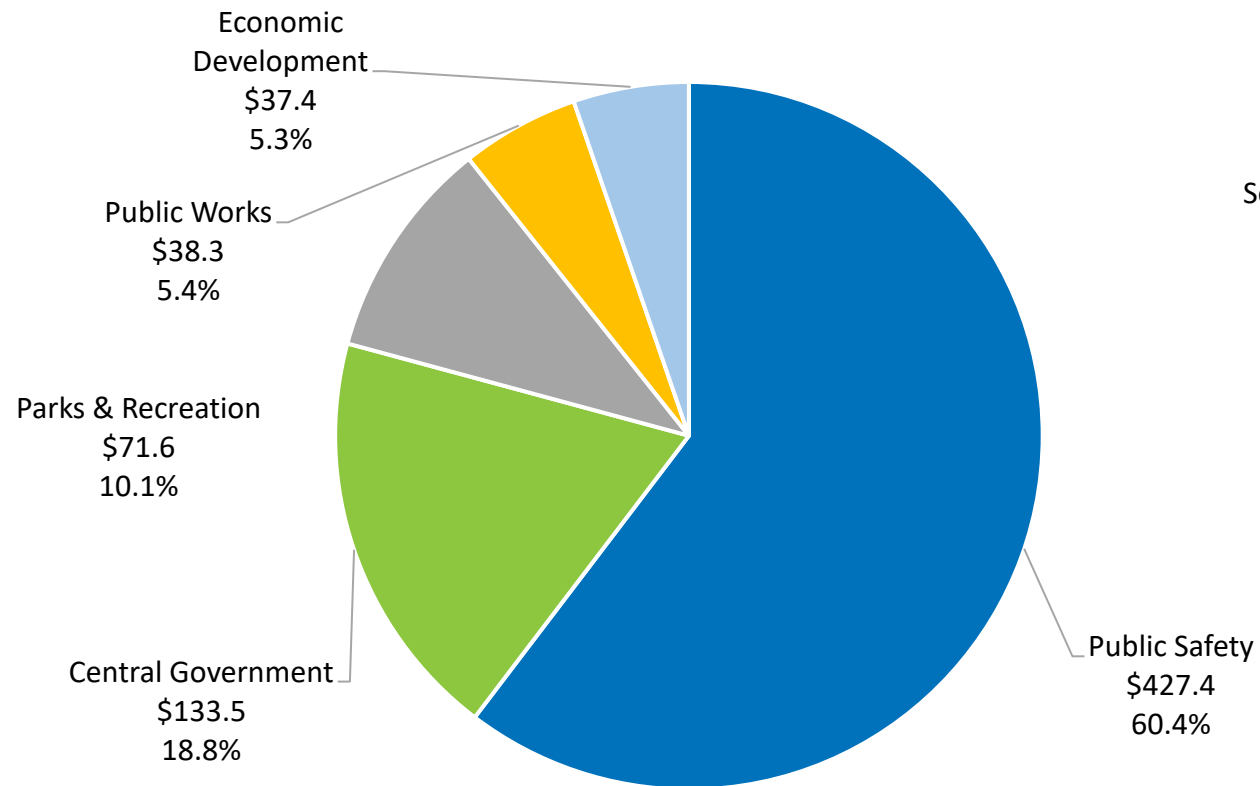
FY2026 Net Budget All Funds

\$1,992.3
(\$Millions)

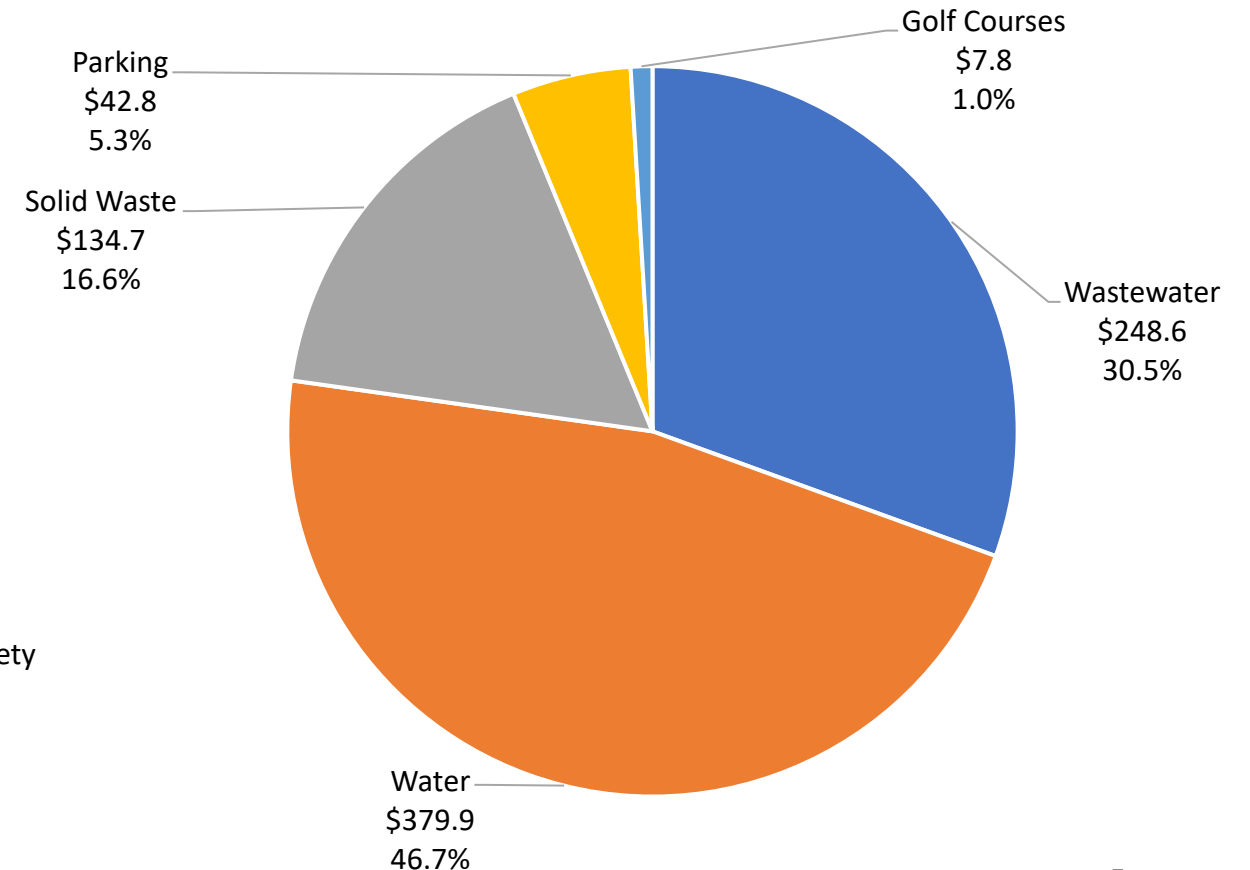


FY2026 Recommended Budget

FY2026 General Fund Expenditures \$708.2 million

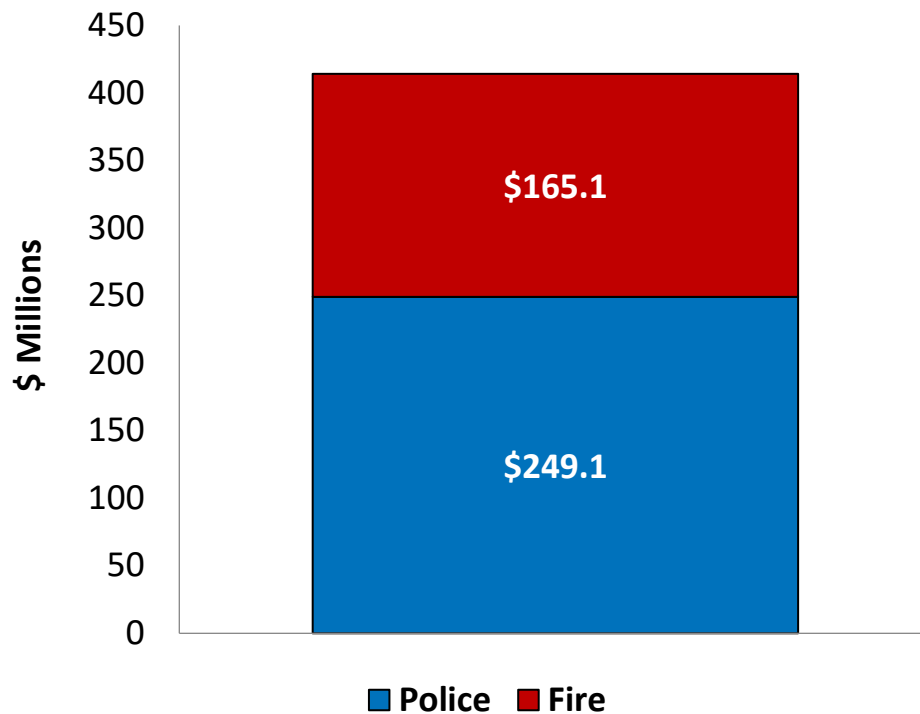


FY2026 Enterprise Fund Expenditures \$813.8 million

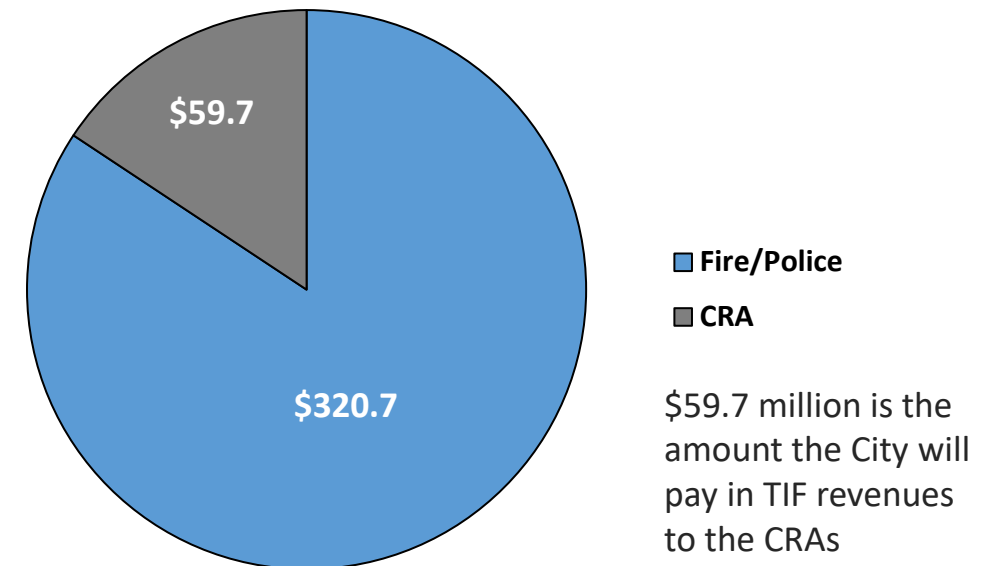


FY2026 Police, Fire, and CRA Expenditures

Total Fire/Police Expenses \$414.2 Million

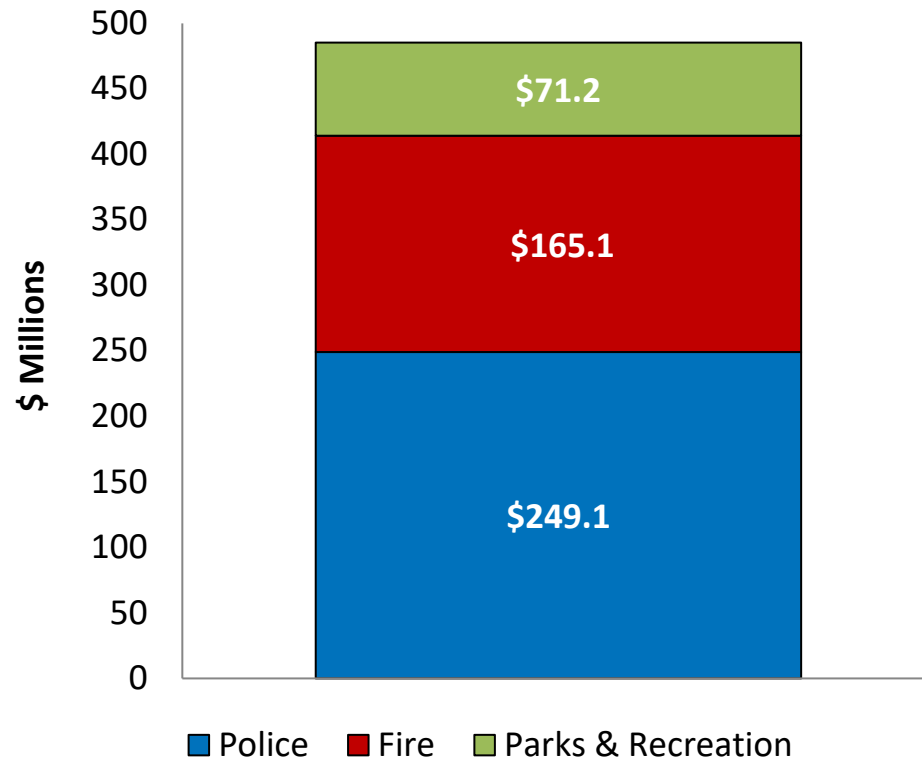


Total Property Taxes \$380.4 Million

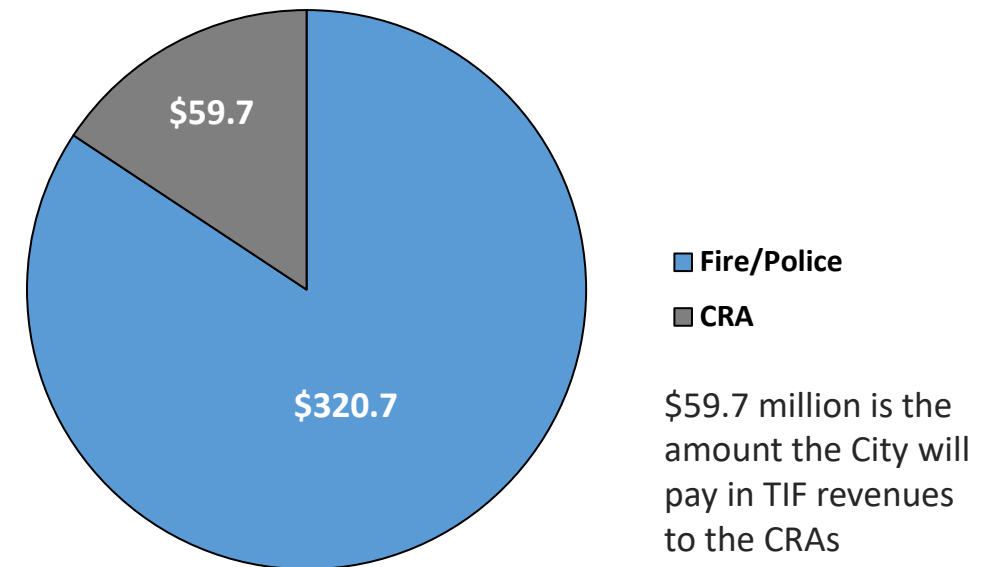


FY2026 Police, Fire, Parks, and CRA Expenditures

Total Fire/Police/Parks & Rec Expenses \$485.4 Million

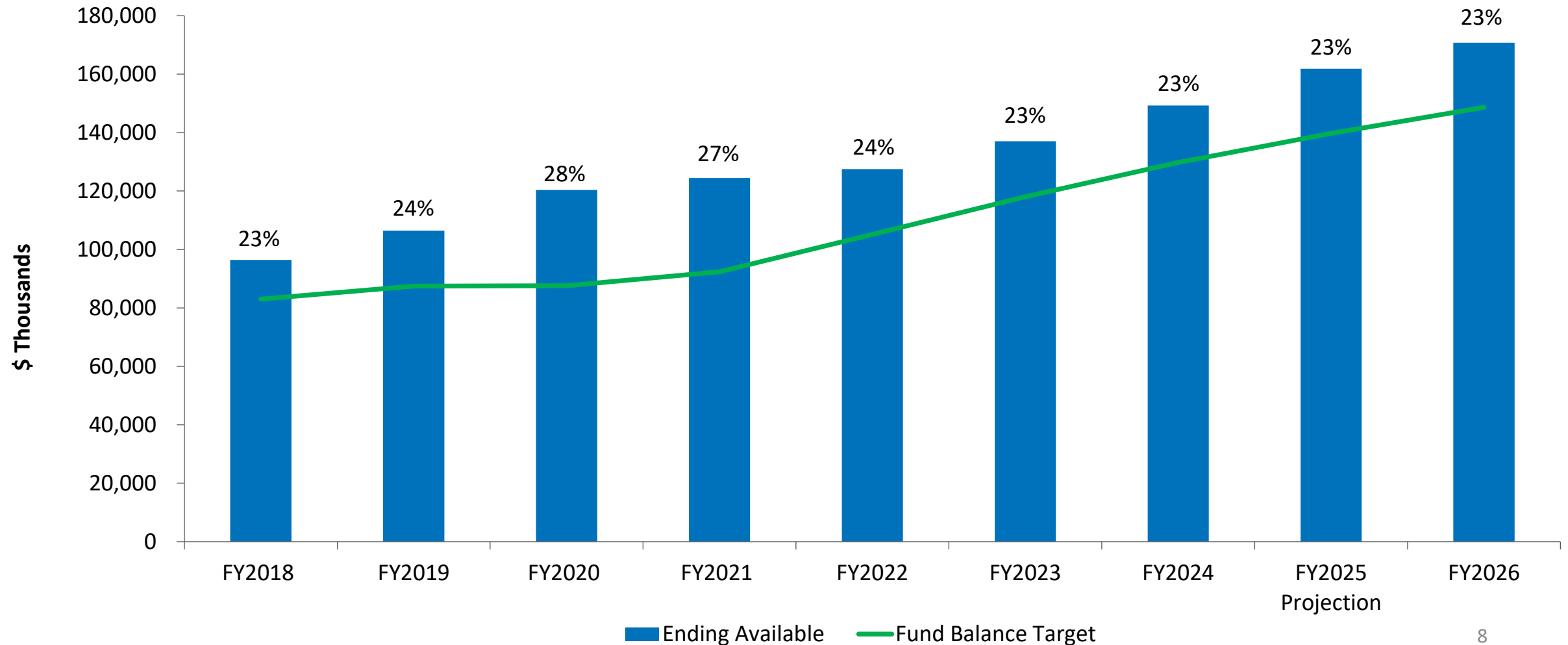


Total Property Taxes \$380.4 Million



General Fund Balance

Ending Available Unassigned Fund Balance



General Fund Budget

FY2026 Major Revenue Increases	(\$ millions)
Property Taxes	26.2
Judgement/Fines	15.6
Miscellaneous Revenues	6.5
PILOT/PILOF	5.1
Total Revenue Increases	53.4

General Fund Budget

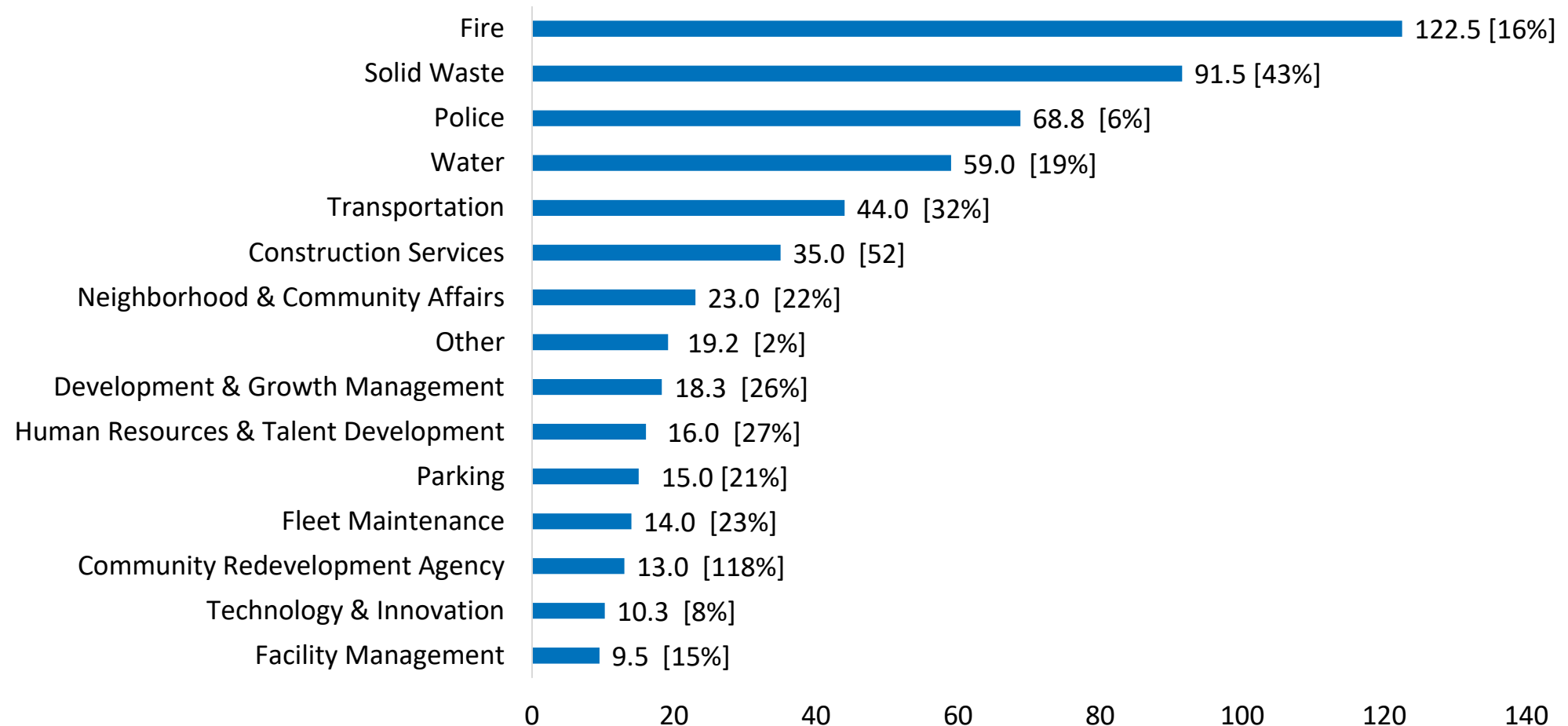
FY2026 Major Expenditure Increases	(\$ millions)
Salary & Benefits	30.0
New Positions (4.5 FTEs)	0.6
CRA Contributions	5.8
TECO Streetcar	2.0
HART – Route 1	0.4
Budget Increases:	
Increased Costs	9.9
Increased Level of Service	2.6
New Service	2.5
Total Major Increases	53.8

City-Wide Position Summary

FY2007 Adopted Positions	5048
FY2026 Proposed Positions	5039
Positions Reduced	(9)
FY2026 Positions	
Solid Waste	8
Fleet Maintenance	7
Fire	6
Stormwater	2
Transportation	2
Parking	1
City Attorney	(1.5)
Total	24.5

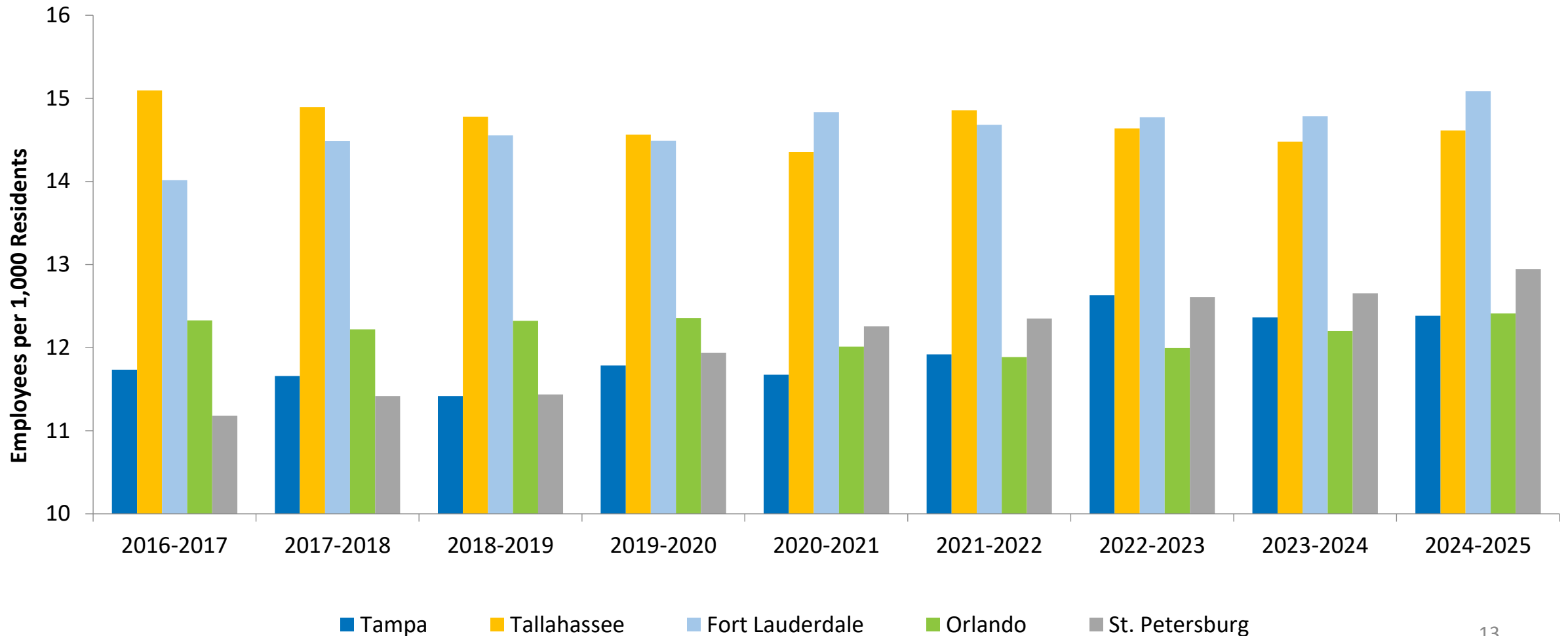
FTE History Growth FY2019-FY2026

FTE Increase/Percentage Increase



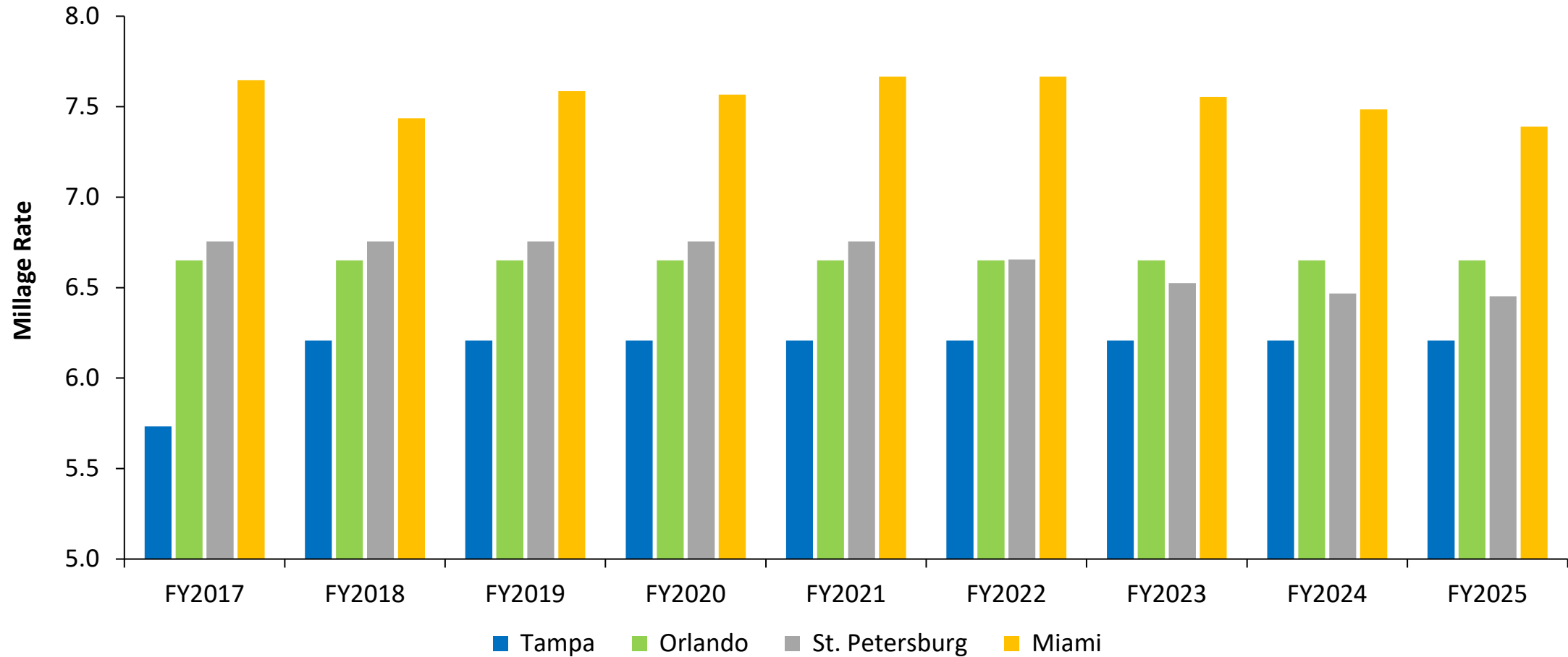
Staffing Ratio Comparison

Personnel/Population Ratio Comparison



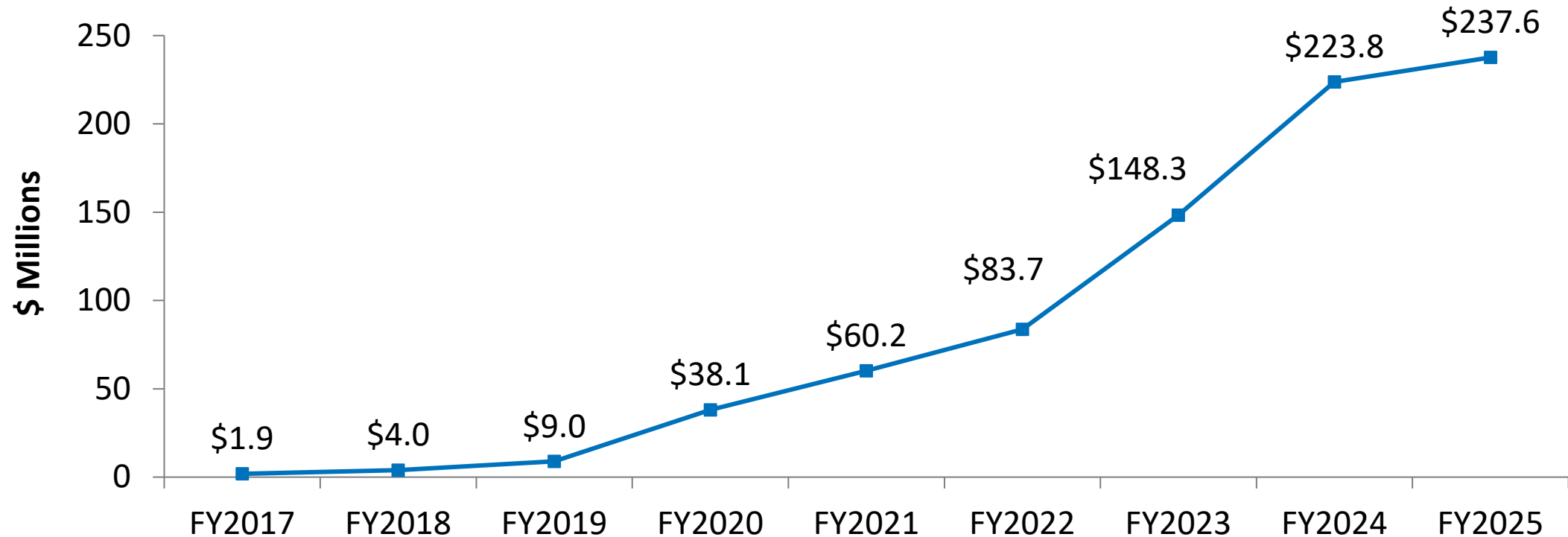
City Millage Comparisons

Millage Rate Comparison



Competitive Grant Program

Cumulative Grants Awarded



*Riverwalk
*Sustainability
*Housing
*Vision Zero
*Public Safety
*Planning
*Hazard Mitigation
*Stormwater
*Recreation

FY24 Fund Balance

Social Action and Arts Fund

Housing

FY2024 Fund Balance Council Request

Description	Requested Amount	Recommended Amount
Stormwater*	\$ 3,000,000	\$ 3,000,000
Sidewalks	\$ 2,000,000	\$ 2,000,000
Resurfacing	\$ 5,000,000	\$ 2,500,000
Housing Flooding Assistance	\$ 1,800,000	\$ 2,000,000
	<u>\$ 11,800,000</u>	<u>\$ 9,500,000</u>

*Council previously approved \$500,000 for Stormwater, the next financial resolution will be for \$2,500,000 for a total of \$3,000,000

Social Action and Arts Funding (SAAF)

SAAF Non-Profits: \$1.0 million

- \$100k each Councilmember (\$700k)
- \$300k general allocations

Excluded from SAAF

- City Assets: \$2.4 million
- Development and Economic Opportunity: \$0.5 million

Contributions to Housing

	<u>FY2025</u>	<u>FY2026</u>
FY 2025 General Fund	\$9.7 M	
FY2026 Housing Fund Balance:		\$5.7 M
FY2024 General Fund Balance (Flooding Assistance)		\$2.0 M
Total	<u>\$9.7 M</u>	<u>\$7.7M</u>

Community Redevelopment Agencies

Community Development Block Grant - Disaster Recovery

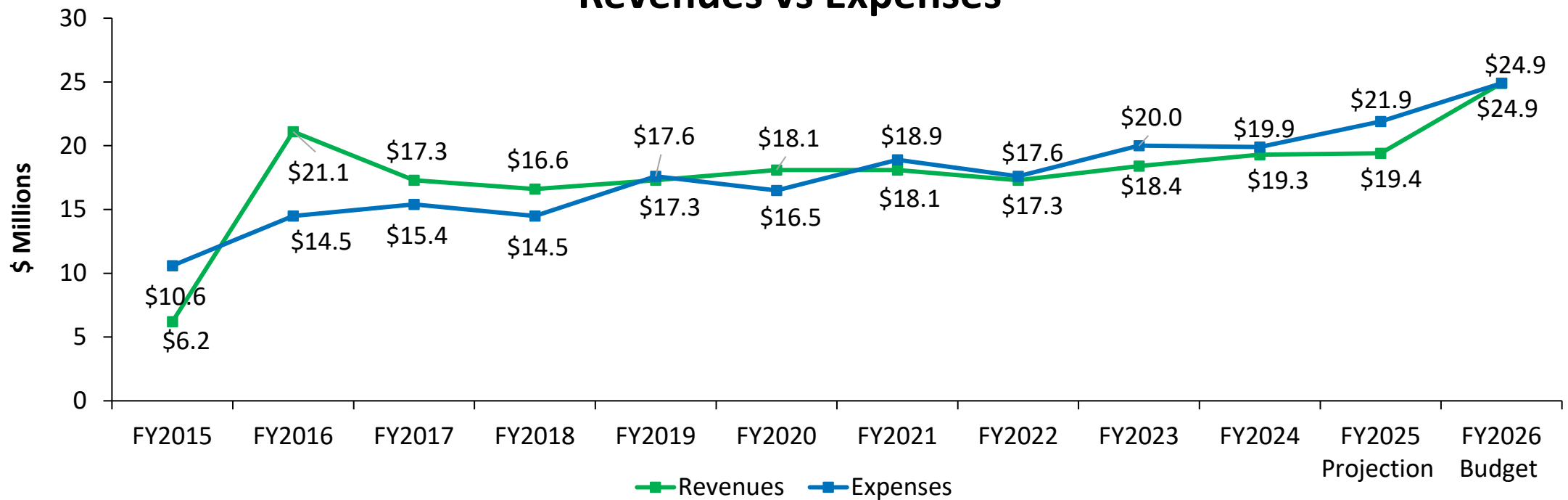
Stormwater History

Stormwater Program

- *Staff is initiating a service assessment rate study for possible implementation with the FY2027 budget*
- Stormwater has invested more than \$350 million in making Tampa more resilient since 2019
- Stormwater is investing an additional \$39 million in capital projects over the next 5 years to improve and maintain the stormwater system
- Investing \$3.3 million on new and replacement vehicles in FY2026 to further enhance the maintenance capabilities of the Stormwater Operations Division
- General Fund subsidy has increased from \$2 million prior to FY2025 to \$3 million in FY2025 and now \$4 million budgeted for FY2026

Stormwater Service Assessment Fund

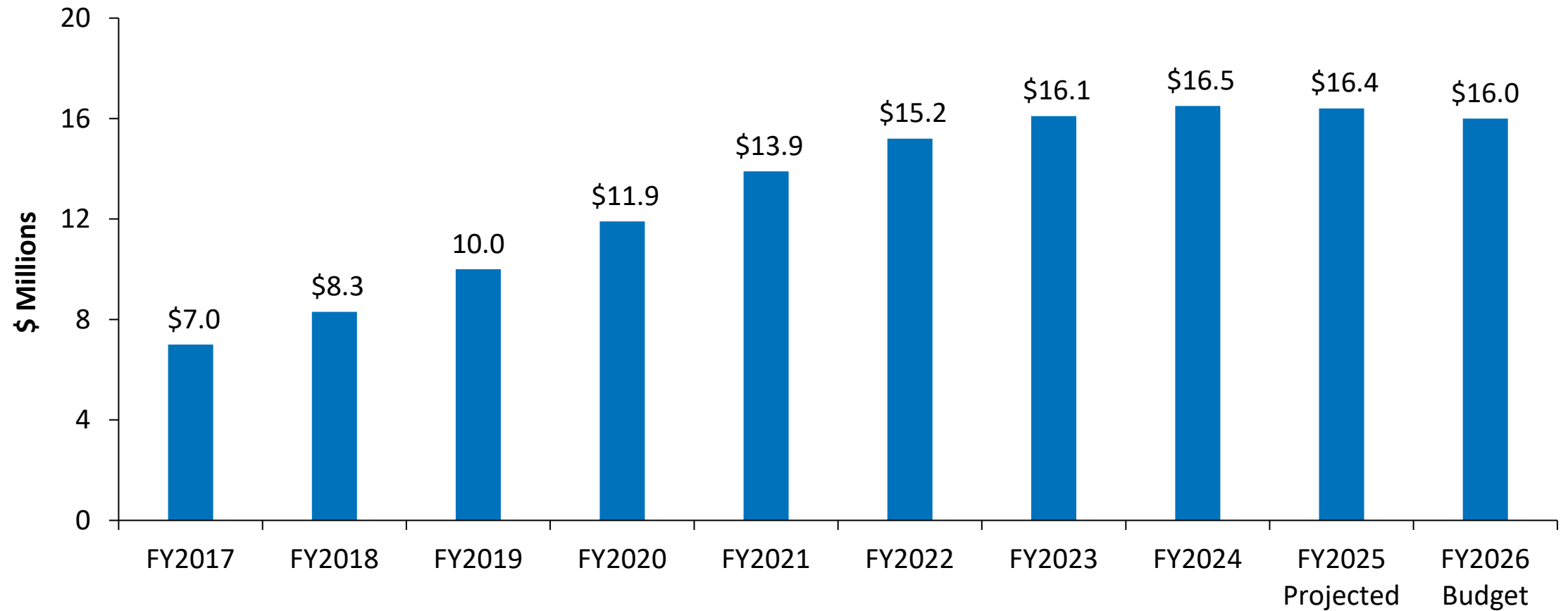
Stormwater Service Assessment Fund Revenues vs Expenses



- The variance in revenue in FY2016 is the updated service assessment rates going into effect and a \$4.5 million inter-fund transfer from the Water Dept.
- Revenue includes service assessment, General Fund contribution, use of fund balance, and interest

Stormwater Improvement Assessment Fund

Stormwater Improvement Assessment Fund Revenue



Capital Improvement Program

FY2026-FY2030 Capital Improvement Program

	FY2026	FY2026-FY2030
Community Redevelopment Agency	36,312,266	36,312,266
Convention Center & Tourism	3,195,000	3,195,000
Facility Management	5,508,600	29,464,600
Fire Rescue	23,824,085	125,255,315
Parking	10,690,821	48,590,821
Parks & Recreation	8,214,483	41,964,483
Solid Waste	1,426,938	29,726,938
Stormwater	14,049,957	39,049,957
Technology & Innovation	5,440,000	23,160,000
Transportation	29,205,458	118,782,758
Wastewater	89,797,873	458,697,873
Water	193,516,952	764,356,739
Other Projects	956,007	3,556,007
Total	\$ 422,138,440	\$ 1,717,956,976

Citywide Capital Improvement Program

Major FY2026 Projects

PIPES (Water & Wastewater)

- David L. Tippin Water Treatment Plant Improvements
- Water Mains and Distribution Line Improvements
- Howard F. Curren Advanced Wastewater Treatment Plant Master Plan
- Wastewater Collection Projects
- Wastewater Pumping Station Improvements

Tampa Fire Rescue

- Fire Station No. 24
- Fire Maintenance/Supply Shop
- Fire Station No. 6 Expansion and Property Acquisition

Citywide Capital Improvement Program

Major FY2026 Projects

Parks & Recreation

- Athletic Field Lighting Citywide
- House Renovations
- Citywide ADA Improvements
- Small Neighborhood Parks
- Citywide Maintenance & Repairs

Technology & Innovation

- TFR CAD & Alerting Platforms
- Citywide Infrastructure Upgrade
- Public Safety Communications

Citywide Capital Improvement Program

Major FY2026 Projects

Facility Management

- Fleet Maintenance Decentralization – 40th Street

Mobility

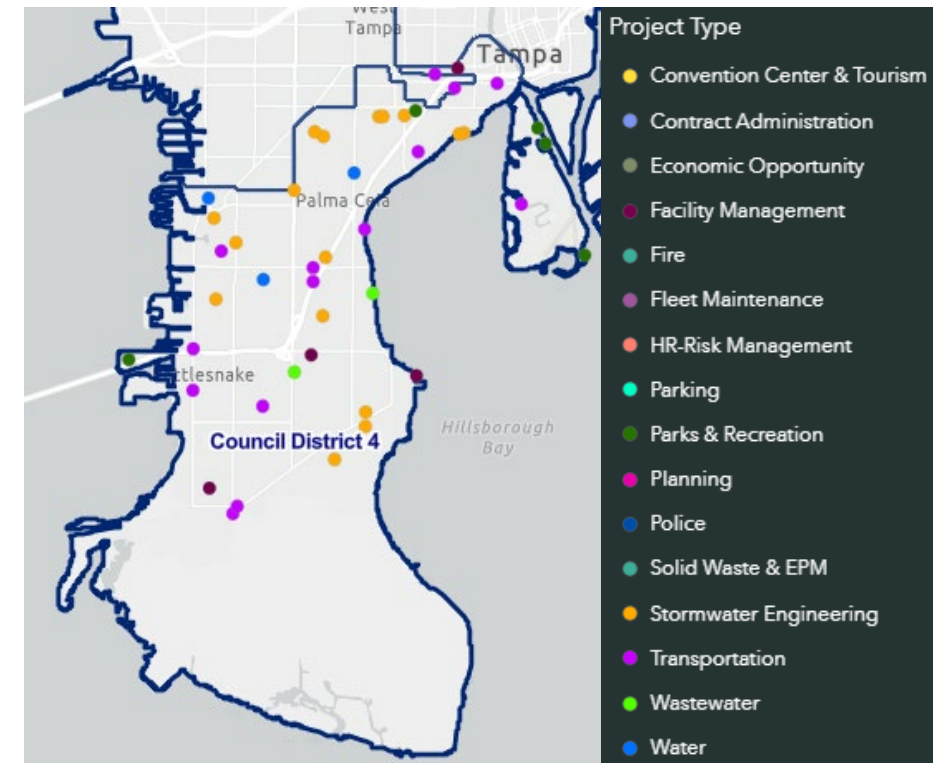
- Street Resurfacing
- Sidewalks Construction and Maintenance
- Tampa Multi-Modal Network and Safety Improvements – (Build Grant) (West Riverwalk)
- Stormwater Pump Station Resiliency Upgrades
- South Howard Flood Relief and Streetscape
- Citywide Parking Garage and Lot Improvements
- Pam Iorio Garage Elevators & Fire Alarm Modernization
- Centro Ybor Garage Elevators & Fire Alarm Modernization

District 4 Capital Improvement Program

District 4

Major ongoing projects include:

- Comprehensive Infrastructure for Tampa's Neighborhoods (Virginia Park)
- South Howard Flood Relief and Streetscape
- Stormwater Lower Peninsula Southeast Region
- Stormwater Lamb Canal Rehabilitation
- Manhattan: Vasconia Street to Obispo Street Flooding Relief
- Golfview Estates Flooding Relief
- El Prado Sidewalk from Lois Avenue to Bayshore Boulevard
- El Prado Sidewalk from Omar Avenue to Lois Avenue
- Gandy Park South and A.J. Palonis Park Improvements

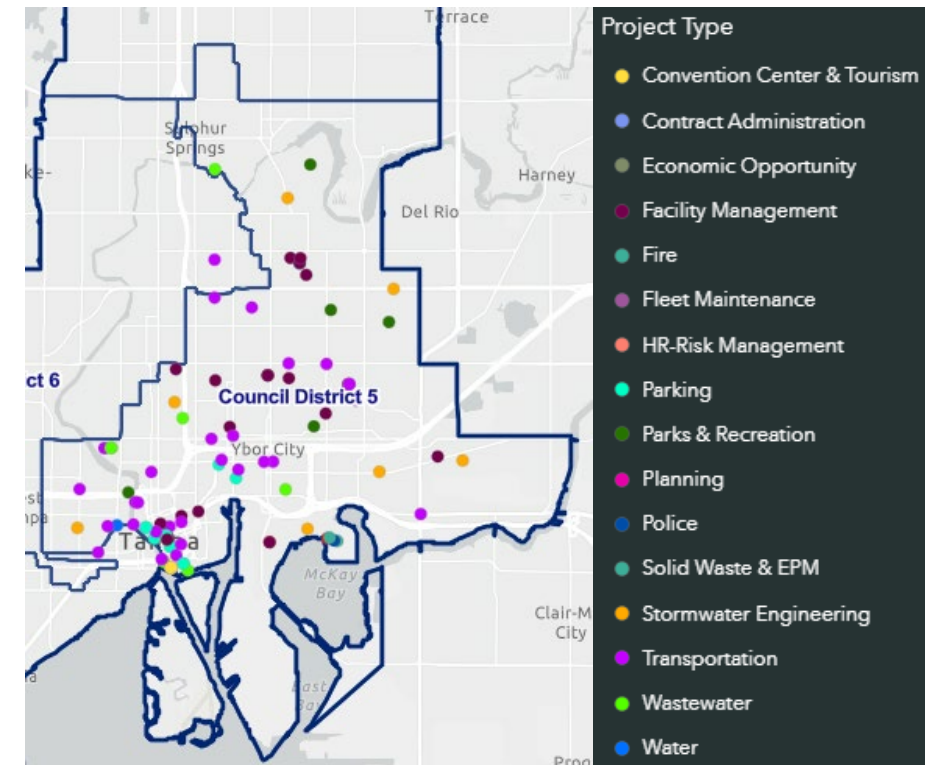


District 5 Capital Improvement Program

District 5

Major ongoing projects include:

- East Tampa Recreational Complex
- Comprehensive Infrastructure for Tampa's Neighborhoods (East Tampa)
- Tampa Multi-Modal Network and Safety Improvements – (Build Grant) (West Riverwalk)
- Fire Station No. 6 Expansion and Property Acquisition
- Public Safety Training Facilities
- Twiggs Street Complete Street
- Convention Center Upgrades

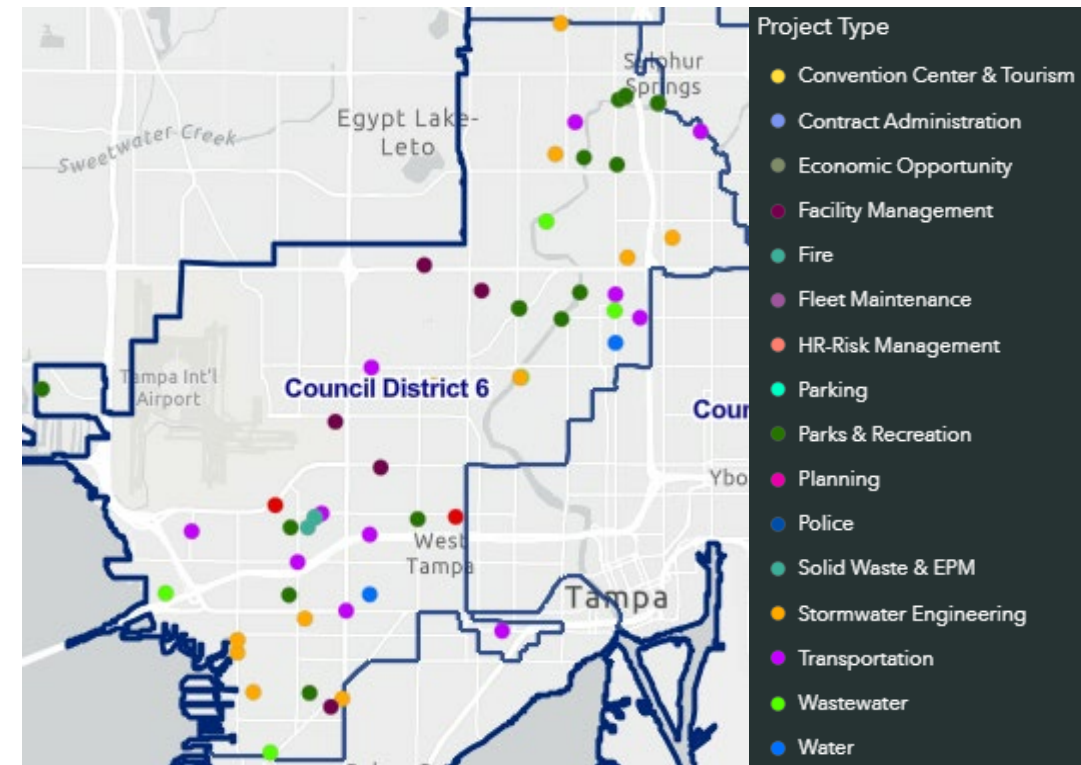


District 6 Capital Improvement Program

District 6

Major ongoing projects include:

- Comprehensive Infrastructure for Tampa's Neighborhoods (MacFarlane Park)
- Tampa Multi-Modal Network and Safety Improvements – (Build Grant) (West Riverwalk)
- TPD Howard Avenue Annex Building
- Fire Station No. 9 Renovations
- Guida House Renovations
- Sulphur Springs Park/Pool Improvements
- Sulphur Springs Wastewater Pumping Station
- Wellswood Church

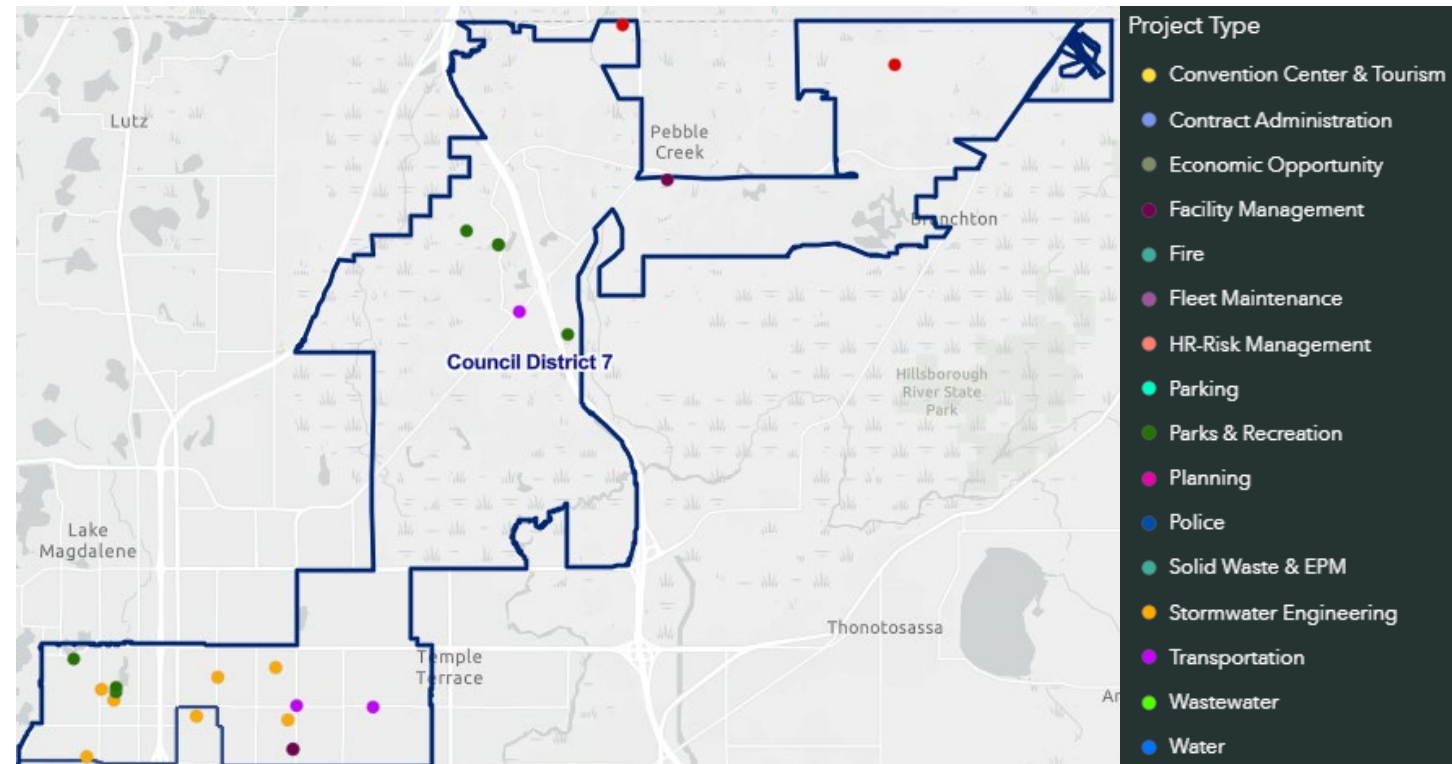


District 7 Capital Improvement Program

District 7

Major ongoing projects include:

- Comprehensive Infrastructure for Tampa's Neighborhoods (Forest Hills)
- Fire Station No. 24
- K-Bar Ranch Park
- Commerce Palms Drive and Compton Drive Traffic Signal



Debt Program

Bond Ratings

7 Credit Rating Upgrades Since 2019

Issuer Credit Rating

Moody's/Fitch/S&P

Aa1 / **AAA** / AAA

Water and Sewer Bonds

Aaa / AAA / AAA

Non-Ad Valorem Revenue Bonds

Aa1 / **AAA** / AAA

Stormwater Bonds

Aa2 / None / AA+

Utilities Tax Revenues Bonds

Aa1 / **AAA** / AA-

Sales Tax Revenue Bonds

Aa1 / AA / AA

Non-Ad Valorem Debt Program

Non-Ad Valorem Credit Rating

- Moody's Ratings ⁽¹⁾
 - Large and diverse tax base with growth exceeding the nation
 - Reduction in liabilities and fixed costs ratios
 - Fund and cash balances
- Standards and Poor's Global ⁽²⁾
 - Diverse and growing economic base
 - History of very strong reserves in case of contingencies
 - Robust long-term planning practices and policies

1. Moody's Investors Service – Non-Ad Valorem Series 2025 Rating Report, June 11, 2025

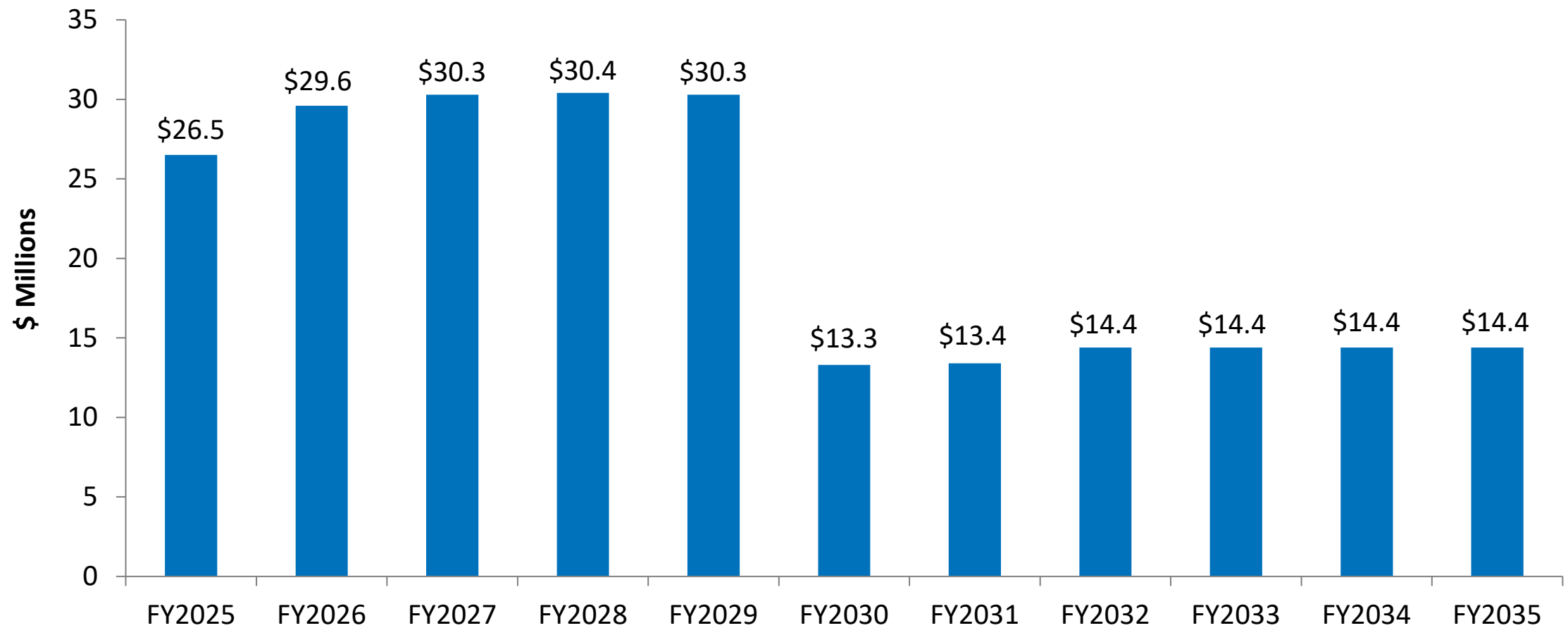
2. S&P Global Ratings – Non-Ad Valorem Series 2025 Rating Report, June 11, 2025

Potential Future Debt Issuances

- Non-Ad Valorem Debt
 - Potential debt issuances of \$252.6 million over the next 3 – 5 years
 - Timing to be determined based on project schedules and/or spend-down requirements
- Water & Wastewater Debt
 - Potential debt issuances of \$764 million
 - Timing to be determined based on project schedules and/or spend-down requirements
- Solid Waste Debt - Anticipates issuing a 30-year, fixed-rate solid waste refunding revenue bond in 2027 to refinance the following notes:
 - Non-Ad Valorem Revenue Note (Waste-to-Energy Retrofit Project), Series 2024 - \$120.5 million
 - Solid Waste System Revenue Note, Series 2025 (Line of Credit) - \$130 million

Non-Ad Valorem Annual Debt Service

General Fund Annual Debt Service



Anticipated Non-Ad Valorem Debt Program

Department	Potential Debt Issuance 1	Potential Debt Issuance 2	Potential Debt Issuance 3	Total
Fire Department	\$ 35,304,085	\$ 64,185,425	\$ 36,645,800	\$ 136,135,310
Public Safety Projects	\$ 54,306,680	\$ -	\$ -	\$ 54,306,680
Convention Center	\$ 5,535,000	\$ -	\$ -	\$ 5,535,000
General Government Projects	\$ 7,200,600	\$ -	\$ -	\$ 7,200,600
Parks and Recreation Projects	\$ 13,600,000	\$ -	\$ -	\$ 13,600,000
Mobility Projects	\$ 18,855,530	\$ 16,982,745	\$ -	\$ 35,838,275
Total Non-Ad Valorem Financing Summary	\$ 134,801,895	\$ 81,168,170	\$ 36,645,800	\$ 252,615,865

Anticipated Non-Ad Valorem Debt Program

Project/Program	Potential Debt Issuance 1	Potential Debt Issuance 2	Potential Debt Issuance 3	Total
Electrical Upgrades	\$ 2,800,000	\$ -	\$ -	\$ 2,800,000
Fire Suppression Repairs and Upgrades	\$ 250,000	\$ -	\$ -	\$ 250,000
HVAC Repairs and Upgrades	\$ 1,600,000	\$ -	\$ -	\$ 1,600,000
Facility Lighting Upgrades	\$ 305,000	\$ -	\$ -	\$ 305,000
Structural Repairs and Improvements	\$ 580,000	\$ -	\$ -	\$ 580,000
TFR FS No. 24	\$ 20,000,000	\$ -	\$ -	\$ 20,000,000
TFR Maintenance/Supply Shop	\$ 7,502,000	\$ 40,000,000	\$ -	\$ 47,502,000
FS No. 6 Expansion and Property Acquisition	\$ 7,802,085	\$ 20,520,845	\$ -	\$ 28,322,930
FS No. 9 Renovation/Construction	\$ -	\$ 1,927,610	\$ 19,276,100	\$ 21,203,710
Fire Station No. 10	\$ -	\$ 1,736,970	\$ 17,369,700	\$ 19,106,670

Anticipated Non-Ad Valorem Debt Program

Project/Program	Potential Debt Issuance 1	Potential Debt Issuance 2	Potential Debt Issuance 3	Total
Fleet Maintenance Decentralization 40th Street	\$ 7,200,600	\$ -	\$ -	\$ 7,200,600
Sulphur Springs Pool Improvements	\$ 3,600,000	\$ -	\$ -	\$ 3,600,000
Guida House Renovations	\$ 2,500,000	\$ -	\$ -	\$ 2,500,000
K-Bar Ranch	\$ 7,500,000	\$ -	\$ -	\$ 7,500,000
Tampa Police Department Headquarters Improvements	\$ 800,000	\$ -	\$ -	\$ 800,000
Public Safety Training Facilities	\$ 12,210,680	\$ -	\$ -	\$ 12,210,680
TPD Howard Avenue Annex Building	\$ 41,296,000	\$ -	\$ -	\$ 41,296,000
Palmetto Beach	\$ -	\$ 988,600	\$ -	\$ 988,600

Anticipated Non-Ad Valorem Debt Program

Project/Program	Potential Debt Issuance 1	Potential Debt Issuance 2	Potential Debt Issuance 3	Total
Tampa Multi Modal Network and Safety Improvements – (BUILD Grant)	\$ 16,855,530	\$ -	\$ -	\$ 16,855,530
Hanna Avenue Mobility Improvements	\$ -	\$ 1,890,000	\$ -	\$ 1,890,000
Safe Streets 2022	\$ -	\$ 3,170,000	\$ -	\$ 3,170,000
Safe Streets 2023	\$ -	\$ 650,000	\$ -	\$ 650,000
United: Ashley	\$ 2,000,000	\$ 3,854,695	\$ -	\$ 5,854,695
Palmetto RAISE Grant	\$ -	\$ 6,429,450	\$ -	\$ 6,429,450
Total	\$ 134,801,895	\$ 81,168,170	\$ 36,645,800	\$ 252,615,865

FY2026 Budget Calendar

Request City Council's adoption of a motion:

- Workshop #1 – ***August 4, 2025***
- Workshop #2 – ***August 11, 2025***
- 1st Public Hearing on Budget (*Preliminary*) – ***September 3, 2025***
- 2nd Public Hearing on Budget (*Final Adoption*) – ***September 16, 2025***

FY2026 Budget can be found on Tampa.gov:
<https://www.tampa.gov/budget>



Thank You