



AMERICAN SYCAMORE
(50' HT, NATIVE, DROUGHT TOLERANT)



CRAPE MYRTLE
(15' HT, NATURALIZED, DROUGHT TOLERANT, FLOWERING)




CRAPE MYRTLE
(15' HT, NATURALIZED, DROUGHT TOLERANT, FLOWERING)



EAST PALATKA HOLLY
(20' HT, NATIVE, DROUGHT TOLERANT)



GUMBO LIMBO
(60' HT, NATIVE, DROUGHT TOLERANT)



LIVE OAK
(40' HT, NATIVE, DROUGHT TOLERANT)



LONGLEAF PINE
(35' HT, NATIVE, DROUGHT TOLERANT)




PINK TABEBUIA
(25' HT, NATURALIZED, DROUGHT TOLERANT, FLOWERING)



SLASH PINE
(40' HT, NATIVE, DROUGHT TOLERANT)



SABAL PALM
(40' HT, NATIVE, DROUGHT TOLERANT)



SILK FLOSS TREE
(40' HT, NATURALIZED, DROUGHT TOLERANT, FLOWERING)



ROYAL POINCIANA
(35' HT, NATURALIZED, DROUGHT TOLERANT, FLOWERING)



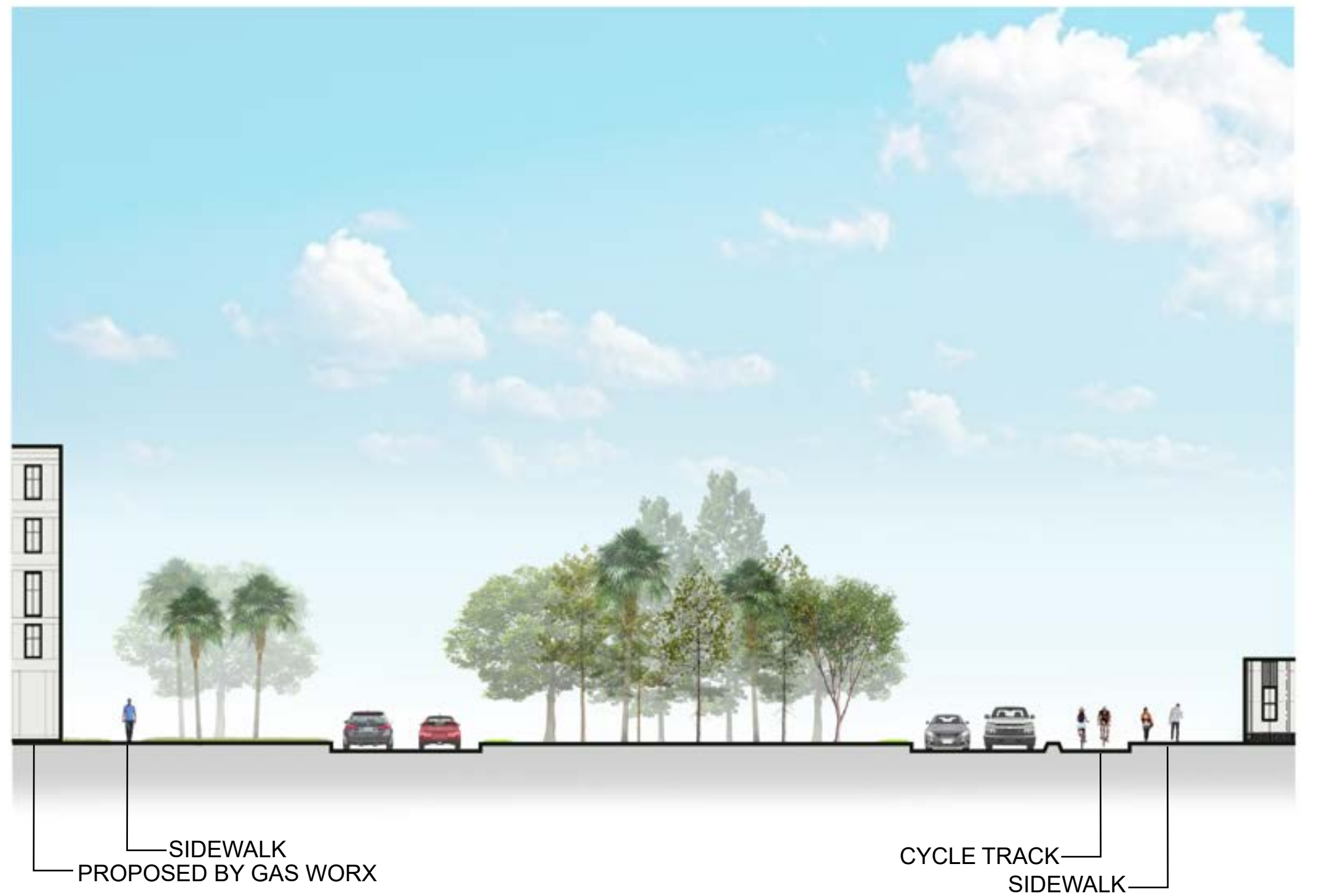
PROPOSED URBAN REFORESTATION



EXISTING CONDITIONS



SECTION A-A' - SCALE: 1" = 20'



SECTION B-B' - SCALE: 1"=20'