



## C.Stormwater Service Assessment Program Report

### Tampa City Council Update No. 33 - March 2025

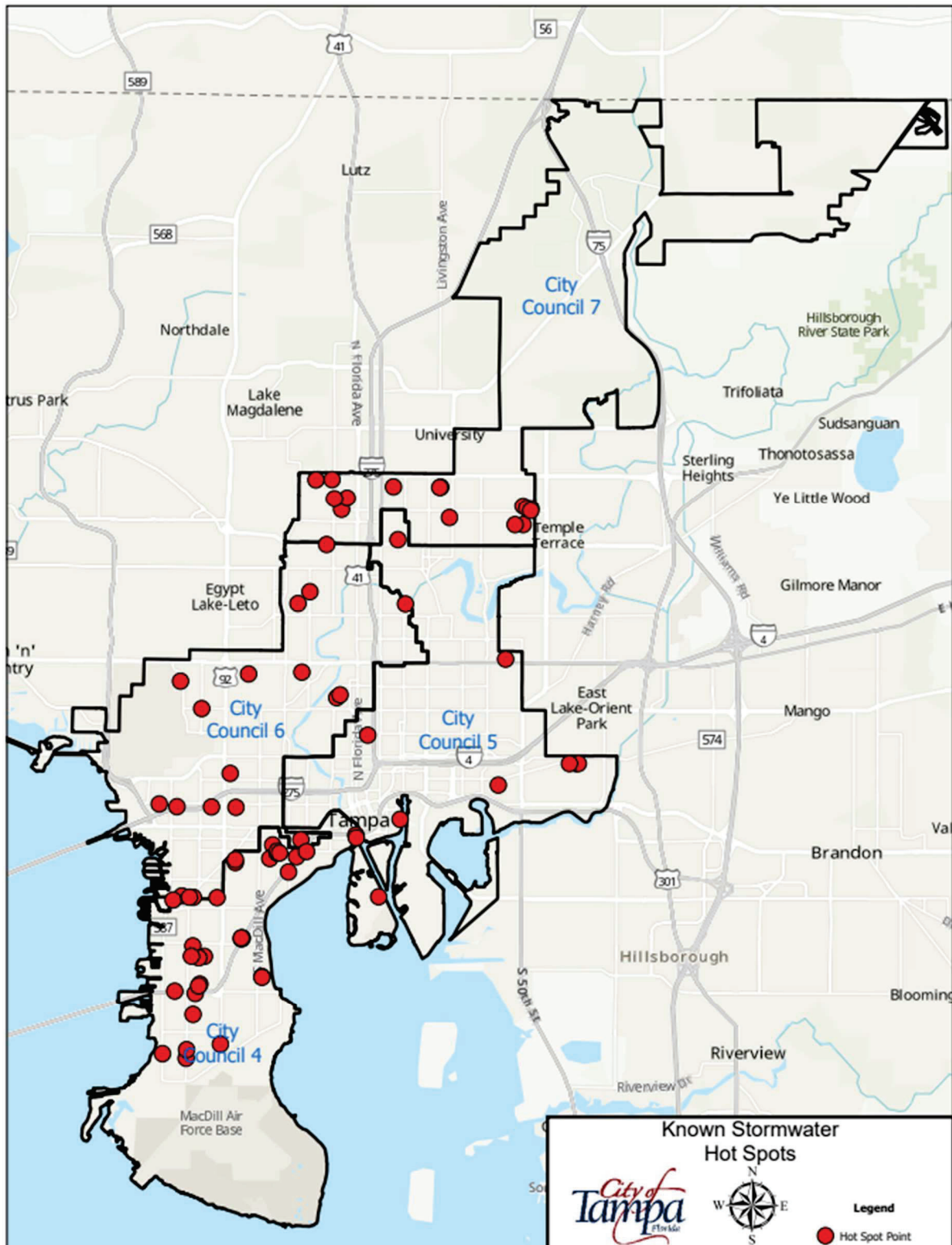
Maintenance activities are reported based on service level frequency. Below is a list of the primary maintenance categories that are being tracked. Along with service level cycle times, we have also provided maintenance statistics for the quarter.

**\*All productivities were severely impacted by Hurricanes Helene and Milton.**

Operations and Maintenance Activities	1 <sup>st</sup> Quarter Maintenance Statistics
Ditches	12,832 linear feet of ditches maintained with 1,255 tons removed, 80 fallen trees removed, 441,765 linear feet of ditch mowed monthly with 22.2 tons of trash removed.
Ponds	10.53 tons of trash and illegal dumping have been disposed of, there have been 116 herbicide treatments to various ponds, 126 stormwater ponds mowed monthly.
Pipes	163,626 linear feet of storm drainage pipe inspected and maintained, 1,840 storm drain inlets and manholes inspected and maintained with 506 tons of debris removed. 23 cave-ins and 32 inlet tops repaired.
Outfalls	242 outfalls were inspected and maintained.
Pumps	Preventative Maintenance provided to thirteen (13) stormwater pump stations.
Street Sweeping	922 curb miles were swept, approximately 228.92 tons of debris removed.

Activity Type	1 <sup>st</sup> Quarter Department Activities Relating to Findings Pertaining to Ditches/Swales
Micro Projects	There is no new activity for project development to remedy historic activity.
Maintenance Activities	There are no locations that are currently being reviewed by Operations staff.

## Stormwater Hot Spots







**Inlet Opening Cleaning – W. Cherry St. and N. MacDill Ave.**

**Before**






**After**






**Cave-in – 410 S. Matanzas Ave.**

**Before**



**During**



**After**



## Inlet Top Repair – 4804 S. Dauphin Ave

Before



During



After



**Ditch Grading – N. Hale Ave.**



**Before**

**After**

